



2014-2015

DATA

**BelgiumVolleyStats.be**  
By Marnix Acar

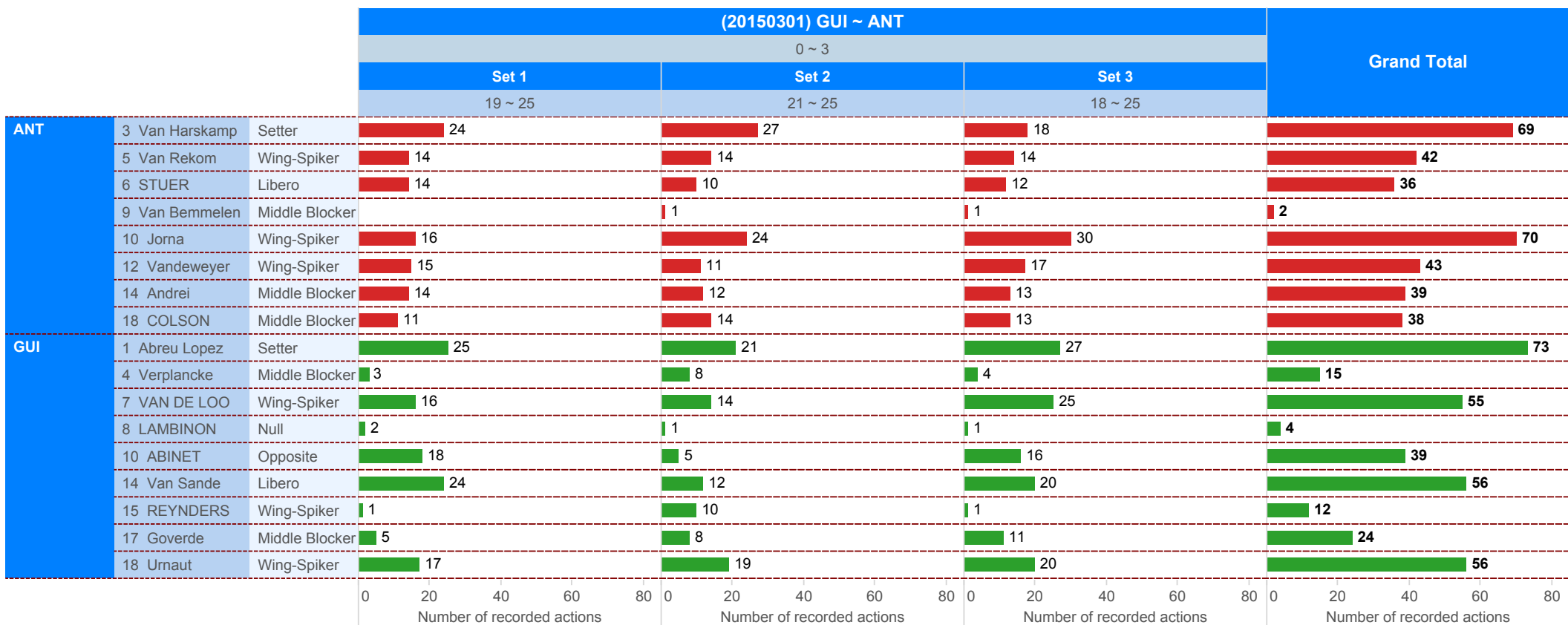
© **Trainerstuff.be**  
By Wouter Laroy

VIZ

Scouting data provided by: Marnix Acar - [www.BelgiumVolleyStats.be](http://www.BelgiumVolleyStats.be)

Data processing and vizualization: Wouter Laroy - [www.trainerstuff.be](http://www.trainerstuff.be)

Questions/Remarks/Suggestions: [info@belgiumvolleystats.be](mailto:info@belgiumvolleystats.be) - [wouterstrainerstuff@gmail.com](mailto:wouterstrainerstuff@gmail.com)



■ SET LOST    ■ SET WON



2014-2015

DATA

BelgiumVolleyStats.be  
By Marnix Acar

© Trainerstuff.be  
By Wouter Laroy

VIZ

(20150301) GUI ~ ANT (0 ~ 3)  
Game analysis

TOI	ScoringActi..	TOIServe						OPPServe							
		TOIScore			OPPScore			Total	TOIScore			OPPScore			Total
		TOI	OPP	Total	TOI	OPP	Total		TOI	OPP	Total	TOI	OPP	Total	
ANT	A#	14		14		28	28	42	26		26		1	1	27
	S#	4		4			4	4				1	1	1	
	A=		2	2		2	2	4		2	2	5	5	7	
	A\		6	6		1	1	7		3	3	4	4	7	
	S=					12	12	12		12	12			12	
	E=		3	3			3	3		1	1	3	3	4	
	D=		1	1		1	1	2		1	1			1	
<b>Total</b>		18	12	30	16	28	44	74	26	19	45	12	2	14	59
GUI	A#	1		1		26	26	27	28		28		14	14	42
	S#	1		1			1	1				4	4	4	
	A=		5	5		2	2	7		2	2	2	2	4	
	A\		4	4		3	3	7		1	1	6	6	7	
	S=					12	12	12		12	12			12	
	E=		3	3		1	1	4				3	3	3	
	D=					1	1	1		1	1	1	1	2	
<b>Total</b>		2	12	14	19	26	45	59	28	16	44	12	18	30	74

Attack

		Count of SKILL	%SCORE	=SCORE%	EFF
1 Abreu Lopez	GUI	1	100%	0%	100%
5 Van Rekom	ANT	12	92%	0%	92%
18 COLSON	ANT	17	71%	12%	59%
15 REYNDERS	GUI	3	67%	0%	67%
14 Andrei	ANT	11	64%	0%	64%
10 ABINET	GUI	26	46%	15%	31%
10 Jorna	ANT	13	46%	31%	15%
18 Urnaut	GUI	25	36%	20%	16%
17 Goverde	GUI	6	33%	0%	33%
12 Vandeweyer	ANT	18	28%	33%	-6%
3 Van Harskamp	ANT	4	25%	0%	25%
7 VAN DE LOO	GUI	16	25%	13%	13%
4 Verplancke	GUI	2	0%	100%	-100%

Block

		Count of SKILL	#
9 Van Bemmelen	ANT	2	2
14 Andrei	ANT	9	2
18 COLSON	ANT	11	2
1 Abreu Lopez	GUI	1	1
5 Van Rekom	ANT	6	1
7 VAN DE LOO	GUI	5	1
10 ABINET	GUI	2	1
10 Jorna	ANT	5	1
12 Vandeweyer	ANT	3	1
17 Goverde	GUI	8	1
18 Urnaut	GUI	2	1
3 Van Harskamp	ANT	6	
4 Verplancke	GUI	6	
15 REYNDERS	GUI	2	

Serve

		Count of SKILL	#%	-%
12 Vandeweyer	ANT	14	21%	21%
7 VAN DE LOO	GUI	16	6%	19%
10 Jorna	ANT	20	5%	5%
1 Abreu Lopez	GUI	12		8%
3 Van Harskamp	ANT	9		11%
4 Verplancke	GUI	4		25%
5 Van Rekom	ANT	10		30%
8 LAMBINON	GUI	4		25%
10 ABINET	GUI	4		50%
14 Andrei	ANT	14		21%
15 REYNDERS	GUI	4		50%
17 Goverde	GUI	8		13%
18 COLSON	ANT	7		14%
18 Urnaut	GUI	7		14%

Reception

		Count of SKILL	#%	+%	=%
10 Jorna	ANT	21	52%	24%	
6 STUER	ANT	23	39%	26%	4%
5 Van Rekom	ANT	3	33%		
14 Van Sande	GUI	40	25%	25%	5%
7 VAN DE LOO	GUI	6	17%		33%
18 Urnaut	GUI	13	15%	23%	
15 REYNDERS	GUI	2		50%	
17 Goverde	GUI	1			

UPPER:

TOI = Team of Interest = Team analyzed    OPP = Opponent  
 XXXServe = who served    XXXSCORE = who got the point



2014-2015

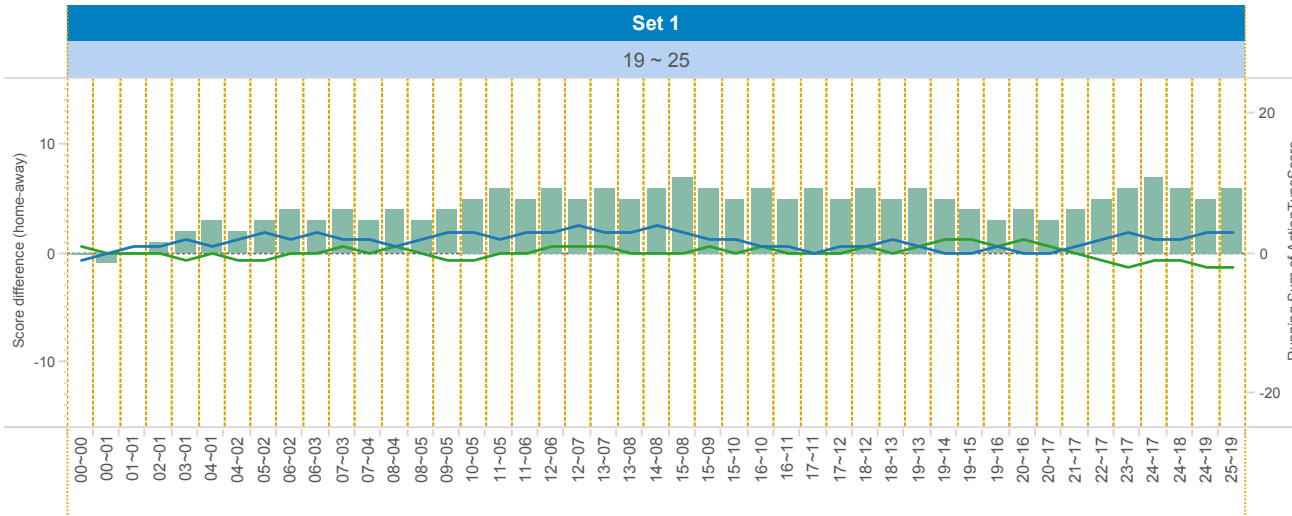
DATA

BelgiumVolleyStats.be  
By Marnix Acar

© Trainerstuff.be  
By Wouter laroy

VIZ

(20150301) GUI ~ ANT (0 ~ 3)  
Set analysis - Set 1



TEAM\_NAME

- ANT
- GUI

UPPER LEFT:

+1: A# - B# - S#    -1: A=, A/, B=, B/, S=, R=, D=, F=, S=

LOWER LEFT:

TOI = Team of Interest = Team analyzed    OPP = Opponent  
XXXServe = who served    XXXSCORE = who got the point

LOWER RIGHT:

Attack sorted on #SCORE

Attacking skills

		Set 1													
		TOIServe						OPPServe							
		TOIScore			OPPScore			Total	TOIScore			OPPScore			Total
TOI	Scorin..	TOI	OPP	Total	TOI	OPP	Total		TOI	OPP	Total	TOI	OPP	Total	
ANT	A#	3		3		12	12	15	9		9				9
	S#	3		3				3							3
	A=				1		1	1							1
	A/		2	2				2	1	1	2			2	3
	S=				2		2	2		5	5				5
	E=		2	2				2				2			2
	<b>Total</b>		6	4	10	3	12	15	25	9	6	15	4	4	19
GUI	A#					9	9	9	12		12		3	3	15
	S#											3		3	
	A=								1	1				1	
	A/		2	2	1		1	3			2			2	
	S=				5		5	5		2	2			2	
	E=		2	2				2				2			2
	<b>Total</b>			4	4	6	9	15	19	12	3	15	4	6	10

		Count of SKILL	#SCORE	#SCORE%	NOSCORE	NOSCORE%	=SCORE	=SCORE%	EFF	
10	ABINET	GUI	13	7	54%	5	38%	1	8%	46%
5	Van Rekom	ANT	5	4	80%	1	20%	0	0%	80%
10	Jorna	ANT	5	4	80%	1	20%	0	0%	80%
18	COLSON	ANT	3	3	100%	0	0%	0	0%	100%
18	Urnaut	GUI	7	3	43%	4	57%	0	0%	43%
7	VAN DE LOO	GUI	6	2	33%	3	50%	1	17%	17%
14	Andrei	ANT	2	1	50%	1	50%	0	0%	50%
3	Van Harskamp	ANT	1	0	0%	1	100%	0	0%	0%
4	Verplancke	GUI	1	0	0%	0	0%	1	100%	-100%
12	Vandeweyer	ANT	6	0	0%	3	50%	3	50%	-50%



2014-2015

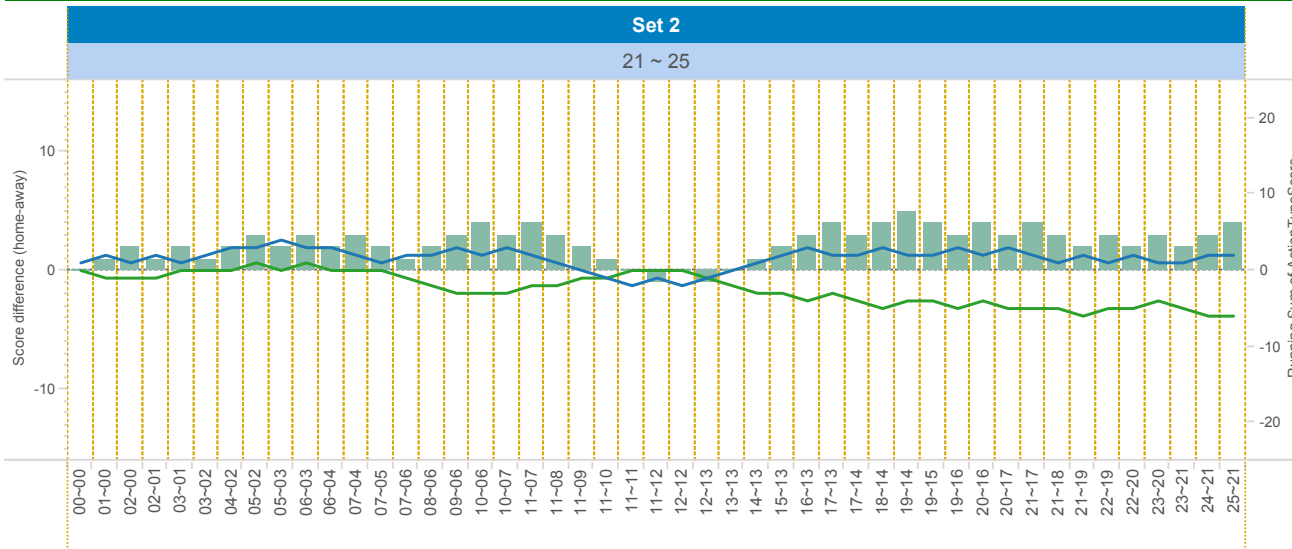
DATA

BelgiumVolleyStats.be  
By Marnix Acar

© Trainerstuff.be  
By Wouter Iaroy

VIZ

(20150301) GUI ~ ANT (0 ~ 3)  
Set analysis - Set 2



TEAM\_NAME

- ANT
- GUI

UPPER LEFT:

+1: A# - B# - S#    -1: A=, A/, B=, B/, S=, R=, D=, F=, S=

LOWER LEFT:

TOI = Team of Interest = Team analyzed    OPP = Opponent  
XXXServe = who served    XXXSCORE = who got the point

LOWER RIGHT:

Attack sorted on #SCORE

Attacking skills

		Set 2													
		TOIServe						OPPServe							
		TOIScore			OPPScore			Total	TOIScore			OPPScore			Total
TOI	Scorin..	TOI	OPP	Total	TOI	OPP	Total	TOI	OPP	Total	TOI	OPP	Total	Total	
ANT	A#	6		6		9	9	15	11		11		1	1	12
	S#	1		1				1							
	A=		1	1				1				4		4	
	A/		2	2				2				1		1	
	S=				5		5	5		3	3			3	
	E=											1		1	
	D=									1	1			1	
	<b>Total</b>		7	3	10	5	9	14	24	11	4	15	6	1	7
GUI	A#	1		1		11	11	12	9		9		6	6	15
	S#											1		1	
	A=		4	4				4				1		1	
	A/		1	1				1				2		2	
	S=				3		3	3		5	5			5	
	E=		1	1				1						1	
	D=				1		1	1						1	
	<b>Total</b>		1	6	7	4	11	15	22	9	5	14	3	7	10

		Count of SKILL	#SCORE	#SCORE%	NOSCORE	NOSCORE%	=SCORE	=SCORE%	EFF	
14	Andrei	ANT	5	5	100%	0	0%	0	0%	100%
18	COLSON	ANT	7	4	57%	1	14%	2	29%	29%
18	Urnaut	GUI	10	4	40%	3	30%	3	30%	10%
5	Van Rekom	ANT	3	3	100%	0	0%	0	0%	100%
12	Vandeweyer	ANT	4	3	75%	0	0%	1	25%	50%
10	ABINET	GUI	3	2	67%	1	33%	0	0%	67%
10	Jorna	ANT	4	2	50%	0	0%	2	50%	0%
15	REYNDERS	GUI	3	2	67%	1	33%	0	0%	67%
1	Abreu Lopez	GUI	1	1	100%	0	0%	0	0%	100%
3	Van Harskamp	ANT	2	1	50%	1	50%	0	0%	50%
17	Goverde	GUI	2	1	50%	1	50%	0	0%	50%
7	VAN DE LOO	GUI	2	0	0%	2	100%	0	0%	0%



2014-2015

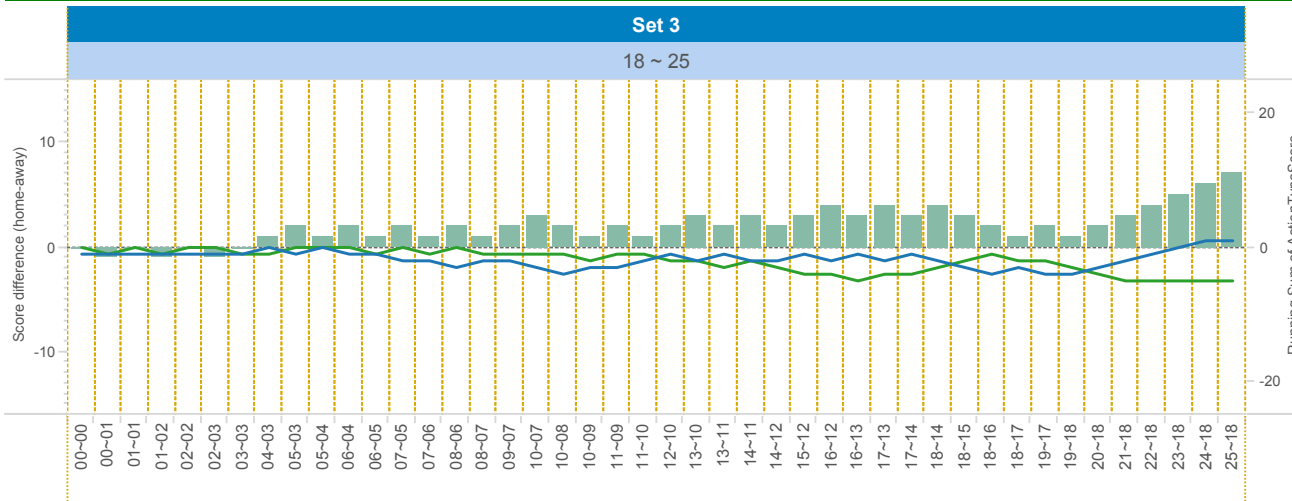
DATA

BelgiumVolleyStats.be  
By Marnix Acar

© Trainerstuff.be  
By Wouter Laroy

VIZ

(20150301) GUI ~ ANT (0 ~ 3)  
Set analysis - Set 3



TEAM\_NAME

- ANT
- GUI

UPPER LEFT:

+1: A# - B# - S#    -1: A=, A/, B=, B/, S=, R=, D=, F=, S=

LOWER LEFT:

TOI = Team of Interest = Team analyzed    OPP = Opponent  
XXXServe = who served    XXXSCORE = who got the point

LOWER RIGHT:

Attack sorted on #SCORE

		Set 3															
		TOIServe							OPPServe								
		TOIScore			OPPScore				Total	TOIScore			OPPScore				Total
TOI	Scorin..	TOI	OPP	Total	TOI	OPP	Total	TOI		OPP	Total	TOI	OPP	Total	OPP	Total	
ANT	A#	5		5		7	7	12	6		6					6	
	S#												1	1	1		
	A=		1	1	1		1	2		2	2	1		1	3		
	A/		2	2	1		1	3		2	2	1		1	3		
	S=					5		5	4	4	4				4		
	E=		1	1				1		1	1				1		
	D=		1	1	1	1		2									
	<b>Total</b>	5	5	10	8	7	15	25	6	9	15	2	1	3	18		
GUI	A#					6	6	6	7		7			5	5	12	
	S#	1		1			1								1		
	A=		1	1	2		2	3		1	1	1		1	2		
	A/		1	1	2		2	3		1	1	2		2	3		
	S=				4		4	4		5	5				5		
	E=				1		1	1				1		1	1		
	D=								1	1	1	1		1	2		
	<b>Total</b>	1	2	3	9	6	15	18	7	8	15	5	5	10	25		

Attacking skills

		Count of SKILL	#SCORE	#SCORE%	NOSCORE	NOSCORE%	=SCORE	=SCORE%	EFF
18 COLSON	ANT	7	5	71%	2	29%	0	0%	71%
5 Van Rekom	ANT	4	4	100%	0	0%	0	0%	100%
10 ABINET	GUI	10	3	30%	4	40%	3	30%	0%
7 VAN DE LOO	GUI	8	2	25%	5	63%	1	13%	13%
12 Vandeweyer	ANT	8	2	25%	4	50%	2	25%	0%
18 Urnaut	GUI	8	2	25%	4	50%	2	25%	0%
14 Andrei	ANT	4	1	25%	3	75%	0	0%	25%
17 Goverde	GUI	4	1	25%	3	75%	0	0%	25%
3 Van Harskamp	ANT	1	0	0%	1	100%	0	0%	0%
4 Verplancke	GUI	1	0	0%	0	0%	1	100%	-100%
10 Jorna	ANT	4	0	0%	2	50%	2	50%	-50%



2014-2015

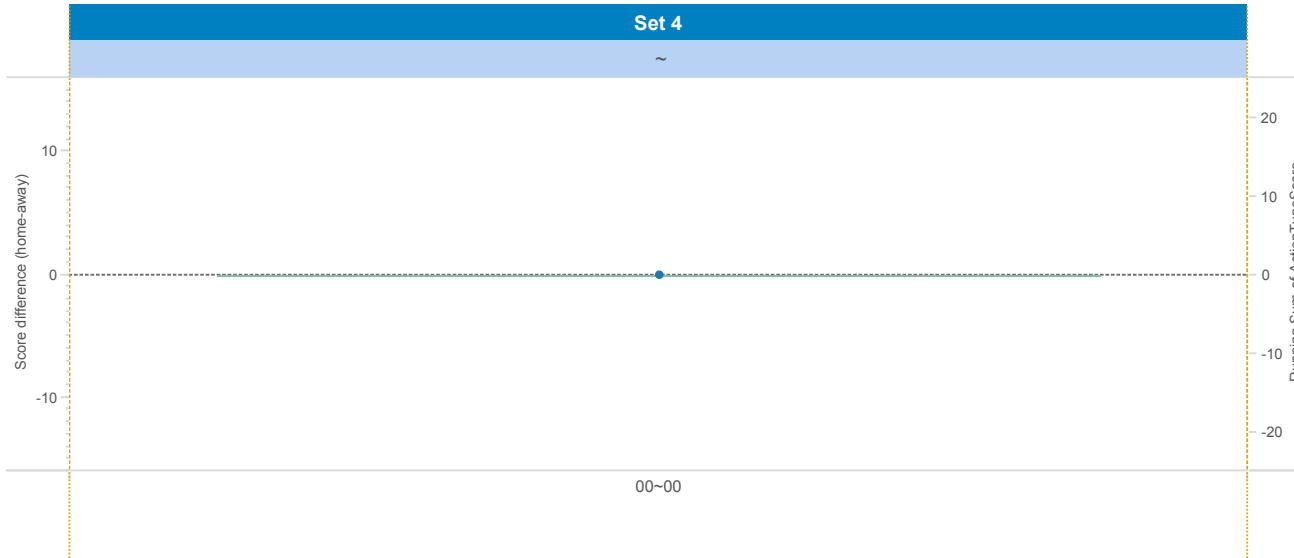
DATA

BelgiumVolleyStats.be  
By Marnix Acar

© Trainerstuff.be  
By Wouter Laroy

VIZ

(20150301) GUI ~ ANT (0 ~ 3)  
Set analysis - Set 4



TEAM\_NAME

■ ANT

UPPER LEFT:

+1: A# - B# - S#    -1: A=, A/, B=, B/, S=, R=, D=, F=, S=

LOWER LEFT:

TOI = Team of Interest = Team analyzed    OPP = Opponent  
XXXServe = who served    XXXSCORE = who got the point

LOWER RIGHT:

Attack sorted on #SCORE

Attacking skills



2014-2015

DATA

BelgiumVolleyStats.be  
By Marnix Acar

© Trainerstuff.be  
By Wouter Laroy

VIZ

(20150301) GUI ~ ANT (All)  
Set analysis - Set 5

TEAM\_NAME

UPPER LEFT:

+1: A# - B# - S#    -1: A=, A/, B=, B/, S=, R=, D=, F=, S=

LOWER LEFT:

TOI = Team of Interest = Team analyzed    OPP = Opponent  
XXXServe = who served    XXXSCORE = who got the point

LOWER RIGHT:

Attack sorted on #SCORE

Attacking skills

		Count of SKILL	#SCORE	#SCORE%	NOSCORE	NOSCORE%	=SCORE	=SCORE%	EFF	
10	ABINET	GUI	26	12	46%	10	38%	4	15%	31%
18	COLSON	ANT	17	12	71%	3	18%	2	12%	59%
5	Van Rekom	ANT	12	11	92%	1	8%	0	0%	92%
18	Urnaut	GUI	25	9	36%	11	44%	5	20%	16%
14	Andrei	ANT	11	7	64%	4	36%	0	0%	64%
10	Jorna	ANT	13	6	46%	3	23%	4	31%	15%
12	Vandeweyer	ANT	18	5	28%	7	39%	6	33%	-6%
7	VAN DE LOO	GUI	16	4	25%	10	63%	2	13%	13%
15	REYNDERS	GUI	3	2	67%	1	33%	0	0%	67%
17	Goverde	GUI	6	2	33%	4	67%	0	0%	33%
1	Abreu Lopez	GUI	1	1	100%	0	0%	0	0%	100%
3	Van Harskamp	ANT	4	1	25%	3	75%	0	0%	25%
4	Verplancke	GUI	2	0	0%	0	0%	2	100%	####



2014-2015

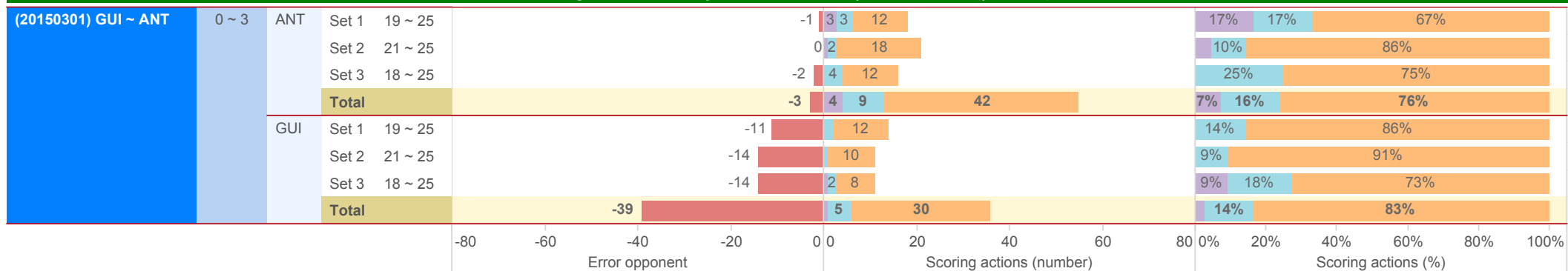
DATA

BelgiumVolleyStats.be  
By Marnix Acar

© Trainerstuff.be  
By Wouter Laroy

VIZ

(20150301) GUI ~ ANT (0 ~ 3)  
Scoring Actions Analyzed: how were points made (per set)



S - Serve    B - Block    A - Attack





2014-2015

DATA

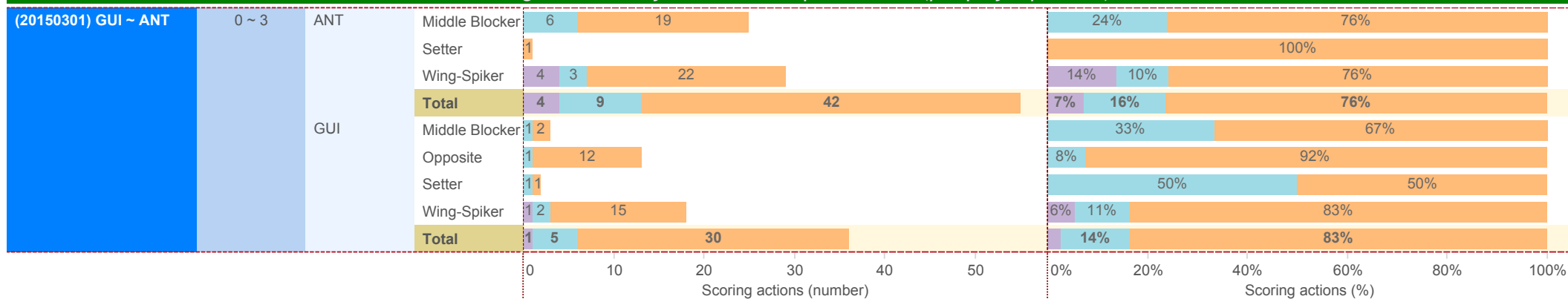
BelgiumVolleyStats.be  
By Marnix Acar

© Trainerstuff.be  
By Wouter Laroy

VIZ

(20150301) GUI ~ ANT (0 ~ 3)

Scoring Actions Analyzed: how were points made (per player position)





2014-2015

DATA

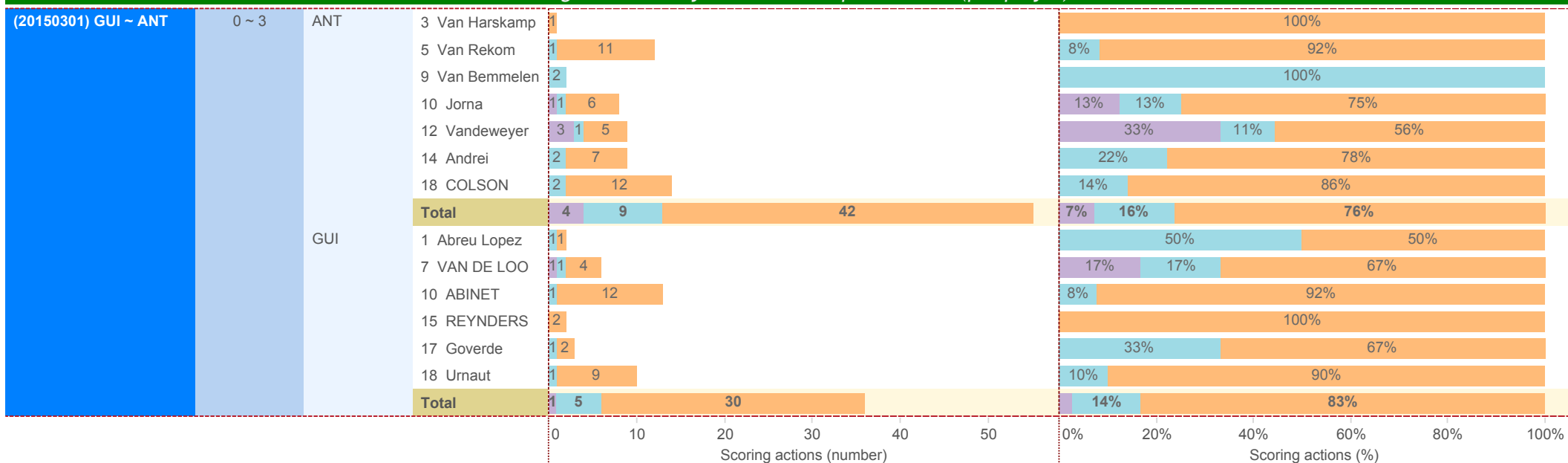
BelgiumVolleyStats.be  
By Marnix Acar

© Trainerstuff.be  
By Wouter Laroy

VIZ

(20150301) GUI ~ ANT (0 ~ 3)

Scoring Actions Analyzed: how were points made (per player)



S - Serve      B - Block      A - Attack



2014-2015

DATA

BelgiumVolleyStats.be  
By Marnix Acar

© Trainerstuff.be  
By Wouter Laroy

VIZ

(20150301) GUI ~ ANT (0 ~ 3)  
Skills in detail (per player position): Attack/Block

A - Attack	ANT	Middle Blocker	Skill					Count of SKILL	EFF	
			#	+	!	-	/			
		Middle Blocker	19 (68%)	2 (7%)		5 (18%)	1 (4%)	1 (4%)	28	61%
		Setter	1 (25%)			3 (75%)		4	25%	
		Wing-Spiker	22 (51%)		2 (9%)	9 (21%)	4 (9%)	6 (14%)	43	28%
		<b>Total</b>	<b>42 (56%)</b>	<b>2 (3%)</b>	<b>2 (7%)</b>	<b>17 (23%)</b>	<b>5 (7%)</b>	<b>7 (9%)</b>	<b>75</b>	<b>40%</b>
	GUI	Middle Blocker	2 (25%)	3 (38%)		1 (13%)	1 (13%)	1 (13%)	8	0%
		Opposite	12 (46%)	2 (8%)	4 (8%)	4 (15%)	2 (8%)	2 (8%)	26	31%
		Setter	1 (100%)					1	100%	
		Wing-Spiker	15 (34%)	2 (5%)	3 (14%)	17 (39%)	6 (14%)	1 (2%)	44	18%
		<b>Total</b>	<b>30 (38%)</b>	<b>7 (9%)</b>	<b>7 (11%)</b>	<b>22 (28%)</b>	<b>9 (11%)</b>	<b>4 (5%)</b>	<b>79</b>	<b>22%</b>
B - Block	ANT	Middle Blocker	6 (27%)	3 (14%)	3 ( )	2 (9%)		8 (36%)	22	-9%
		Setter		3 (50%)	1 ( )			2 (33%)	6	-33%
		Wing-Spiker	3 (21%)	3 (21%)	3 ( )	1 (7%)		4 (29%)	14	-7%
		<b>Total</b>	<b>9 (21%)</b>	<b>9 (21%)</b>	<b>7 ( )</b>	<b>3 (7%)</b>		<b>14 (33%)</b>	<b>42</b>	<b>-12%</b>
	GUI	Middle Blocker	1 (7%)	3 (21%)	2 ( )	3 (21%)		5 (36%)	14	-29%
		Opposite	1 (50%)				1 (50%)	2	0%	
		Setter	1 (100%)					1	100%	
		Wing-Spiker	2 (22%)	2 (22%)				5 (56%)	9	-33%
		<b>Total</b>	<b>5 (19%)</b>	<b>5 (19%)</b>	<b>2 ( )</b>	<b>3 (12%)</b>		<b>11 (42%)</b>	<b>26</b>	<b>-23%</b>
			0 20 40 60	0 5 10 15	0 5 10	0 10 20 30	0 5 10 15	0 10 20	0 50 100	-100% 0% 100%
			#	+	!	-	/	=	Count of SKILL	EFF



2014-2015

DATA

BelgiumVolleyStats.be  
By Marnix Acar

© Trainerstuff.be  
By Wouter Laroy

VIZ

(20150301) GUI ~ ANT (0 ~ 3)  
Skills in detail (per player position): Serve/Reception

Skill	Position	Game Outcome						Count of SKILL	EFF	
		#	+	!	-	/	=			
S - Serve	ANT	Middle Blocker	8 (38%)	3 (33%)	3 (0%)	6 (29%)	4 (19%)	21	-19%	
		Setter	3 (33%)	3 (0%)	2 (22%)	1 (11%)	9	-11%		
		Wing-Spiker	4 (9%)	13 (30%)	8 (16%)	5 (11%)	7 (16%)	7 (16%)	44	-7%
		<b>Total</b>	<b>4 (5%)</b>	<b>24 (32%)</b>	<b>14 (9%)</b>	<b>13 (18%)</b>	<b>7 (9%)</b>	<b>12 (16%)</b>	<b>74</b>	<b>-11%</b>
	GUI	Null	1 (25%)	1 (0%)	1 (25%)	1 (25%)	1 (25%)	4	-25%	
		Middle Blocker	3 (25%)	2 (0%)	5 (42%)	2 (17%)	12	-17%		
		Opposite		2 (0%)	2 (50%)	4	-50%			
		Setter	1 (8%)	2 (0%)	8 (67%)	1 (8%)	12	-8%		
		Wing-Spiker	1 (4%)	8 (30%)	4 (4%)	7 (26%)	1 (4%)	6 (22%)	27	-19%
		<b>Total</b>	<b>1 (2%)</b>	<b>13 (22%)</b>	<b>11 (2%)</b>	<b>21 (36%)</b>	<b>1 (2%)</b>	<b>12 (20%)</b>	<b>59</b>	<b>-19%</b>
R - Reception	ANT	Libero	9 (39%)	6 (26%)	7 (30%)	1 (4%)	23	-4%		
		Wing-Spiker	12 (50%)	5 (21%)	6 (25%)	1 (4%)	24	0%		
		<b>Total</b>	<b>21 (45%)</b>	<b>11 (23%)</b>	<b>13 (28%)</b>	<b>1 (2%)</b>	<b>1 (2%)</b>	<b>47</b>	<b>-2%</b>	
	GUI	Libero	10 (25%)	10 (25%)	12 (30%)	6 (15%)	2 (5%)	40	-5%	
		Middle Blocker			1 (100%)	1	0%			
		Wing-Spiker	3 (14%)	4 (19%)	11 (52%)	1 (5%)	2 (10%)	21	-10%	
<b>Total</b>	<b>13 (21%)</b>	<b>14 (23%)</b>	<b>24 (39%)</b>	<b>7 (11%)</b>	<b>4 (6%)</b>	<b>62</b>	<b>-6%</b>			



2014-2015

DATA

BelgiumVolleyStats.be  
By Marnix Acar

© Trainerstuff.be  
By Wouter Laroy

VIZ

(20150301) GUI ~ ANT (0 ~ 3)  
Skills in detail (per player): Attack

A - Attack	ANT	Skills							Count of SKILL	EFF
		#	+	!	-	/	=			
	3 Van Harskamp	1 (25%)			3 (75%)			4	25%	
	5 Van Rekom	11 (92%)			1 (8%)			12	92%	
	10 Jorna	6 (46%)		1 (15%)	2 (15%)	2 (15%)	2 (15%)	13	15%	
	12 Vandeweyer	5 (28%)		1 (11%)	6 (33%)	2 (11%)	4 (22%)	18	-6%	
	14 Andrei	7 (64%)	1 (9%)		3 (27%)			11	64%	
	18 COLSON	12 (71%)	1 (6%)		2 (12%)	1 (6%)	1 (6%)	17	59%	
	<b>Total</b>	<b>42 (56%)</b>	<b>2 (3%)</b>	<b>2 (7%)</b>	<b>17 (23%)</b>	<b>5 (7%)</b>	<b>7 (9%)</b>	<b>75</b>	<b>40%</b>	
	GUI									
	1 Abreu Lopez	1 (100%)						1	100%	
	4 Verplancke					1 (50%)	1 (50%)	2	-100%	
	7 VAN DE LOO	4 (25%)	1 (6%)	1 (13%)	8 (50%)	2 (13%)		16	13%	
	10 ABINET	12 (46%)	2 (8%)	4 (8%)	4 (15%)	2 (8%)	2 (8%)	26	31%	
	15 REYNDERS	2 (67%)			1 (33%)			3	67%	
	17 Goverde	2 (33%)	3 (50%)		1 (17%)			6	33%	
	18 Urnaut	9 (36%)	1 (4%)	2 (16%)	8 (32%)	4 (16%)	1 (4%)	25	16%	
	<b>Total</b>	<b>30 (38%)</b>	<b>7 (9%)</b>	<b>7 (11%)</b>	<b>22 (28%)</b>	<b>9 (11%)</b>	<b>4 (5%)</b>	<b>79</b>	<b>22%</b>	
		#	+	!	-	/	=	Count of SKILL	EFF	



2014-2015

DATA

BelgiumVolleyStats.be  
By Marnix Acar

© Trainerstuff.be  
By Wouter Laroy

VIZ

(20150301) GUI ~ ANT (0 ~ 3)

Skills in detail (per player): Block

B - Block		ANT	(20150301) GUI ~ ANT (0 ~ 3)					Count of SKILL	EFF	
			#	+	!	-	/			
B - Block		3 Van Harskamp		3 (50%)	1 ()			2 (33%)	6	-33%
		5 Van Rekom	1 (17%)	2 (33%)	1 ()		2 (33%)	6	-17%	
		9 Van Bemmelen	2 (100%)					2	100%	
		10 Jorna	1 (20%)	1 (20%)	1 ()		2 (40%)	5	-20%	
		12 Vandeweyer	1 (33%)		1 ()	1 (33%)		3	33%	
		14 Andrei	2 (22%)	2 (22%)	2 ()		3 (33%)	9	-11%	
		18 COLSON	2 (18%)	1 (9%)	1 ()	2 (18%)	5 (45%)	11	-27%	
		<b>Total</b>	<b>9 (21%)</b>	<b>9 (21%)</b>	<b>7 ()</b>	<b>3 (7%)</b>	<b>14 (33%)</b>	<b>42</b>	<b>-12%</b>	
		GUI	1 Abreu Lopez	1 (100%)					1	100%
		4 Verplancke		1 (17%)		2 (33%)		3 (50%)	6	-50%
	7 VAN DE LOO	1 (20%)	2 (40%)			2 (40%)	5	-20%		
	10 ABINET	1 (50%)				1 (50%)	2	0%		
	15 REYNDERS					2 (100%)	2	-100%		
	17 Goverde	1 (13%)	2 (25%)	2 ()	1 (13%)	2 (25%)	8	-13%		
	18 Urnaut	1 (50%)				1 (50%)	2	0%		
	<b>Total</b>	<b>5 (19%)</b>	<b>5 (19%)</b>	<b>2 ()</b>	<b>3 (12%)</b>	<b>11 (42%)</b>	<b>26</b>	<b>-23%</b>		
			#	+	!	-	/	=	Count of SKILL	EFF



2014-2015

DATA

BelgiumVolleyStats.be  
By Marnix Acar

© Trainerstuff.be  
By Wouter Laroy

VIZ

(20150301) GUI ~ ANT (0 ~ 3)

Skills in detail (per player): Serve

S - Serve	ANT								Count of SKILL	EFF
		#	+	!	-	/	=			
	3 Van Harskamp		3 (33%)	3 ( )	2 (22%)		1 (11%)	9	-11%	
	5 Van Rekom		4 (40%)	1 ( )	2 (20%)		3 (30%)	10	-30%	
	10 Jorna	1 (5%)	6 (30%)	6 (25%)	1 (5%)	5 (25%)	1 (5%)	20	0%	
	12 Vandeweyer	3 (21%)	3 (21%)	1 (14%)	2 (14%)	2 (14%)	3 (21%)	14	0%	
	14 Andrei		6 (43%)	2 ( )	3 (21%)		3 (21%)	14	-21%	
	18 COLSON		2 (29%)	1 ( )	3 (43%)		1 (14%)	7	-14%	
	<b>Total</b>	<b>4 (5%)</b>	<b>24 (32%)</b>	<b>14 (9%)</b>	<b>13 (18%)</b>	<b>7 (9%)</b>	<b>12 (16%)</b>	<b>74</b>	<b>-11%</b>	
	GUI									
	1 Abreu Lopez		1 (8%)	2 ( )	8 (67%)		1 (8%)	12	-8%	
	4 Verplancke			1 ( )	2 (50%)		1 (25%)	4	-25%	
	7 VAN DE LOO	1 (6%)	6 (38%)	2 ( )	4 (25%)		3 (19%)	16	-13%	
	8 LAMBINON		1 (25%)	1 ( )	1 (25%)		1 (25%)	4	-25%	
	10 ABINET			2 ( )			2 (50%)	4	-50%	
	15 REYNDERS		1 (25%)	1 ( )			2 (50%)	4	-50%	
	17 Goverde		3 (38%)	1 ( )	3 (38%)		1 (13%)	8	-13%	
	18 Urnaut		1 (14%)	1 (14%)	3 (43%)	1 (14%)	1 (14%)	7	-14%	
	<b>Total</b>	<b>1 (2%)</b>	<b>13 (22%)</b>	<b>11 (2%)</b>	<b>21 (36%)</b>	<b>1 (2%)</b>	<b>12 (20%)</b>	<b>59</b>	<b>-19%</b>	
		#	+	!	-	/	=	Count of SKILL	EFF	



2014-2015

DATA

BelgiumVolleyStats.be  
By Marnix Acar

© Trainerstuff.be  
By Wouter Laroy

VIZ

(20150301) GUI ~ ANT (0 ~ 3)  
Skills in detail (per player): Reception

R - Reception	ANT	#		+		!		-		/		=		Count of SKILL	EFF
		Count	%	Count	%	Count	%	Count	%	Count	%	Count	%		
	5 Van Rekom	1 (33%)						2 (67%)				3		0%	
	6 STUER	9 (39%)	6 (26%)				7 (30%)			1 (4%)		23		-4%	
	10 Jorna	11 (52%)	5 (24%)				4 (19%)		1 (5%)			21		0%	
	<b>Total</b>	<b>21 (45%)</b>	<b>11 (23%)</b>				<b>13 (28%)</b>		<b>1 (2%)</b>		<b>1 (2%)</b>	<b>47</b>		<b>-2%</b>	
	GUI														
	7 VAN DE LOO	1 (17%)					2 (33%)		1 (17%)		2 (33%)	6		-33%	
	14 Van Sande	10 (25%)	10 (25%)				12 (30%)		6 (15%)		2 (5%)	40		-5%	
	15 REYNDERS			1 (50%)			1 (50%)					2		0%	
	17 Goverde						1 (100%)					1		0%	
	18 Urnaut	2 (15%)	3 (23%)				8 (62%)					13		0%	
	<b>Total</b>	<b>13 (21%)</b>	<b>14 (23%)</b>				<b>24 (39%)</b>		<b>7 (11%)</b>		<b>4 (6%)</b>	<b>62</b>		<b>-6%</b>	
		#	+	!	-	/	=								