



2014-2015

DATA

BelgiumVolleyStats.be
By Marnix Acar

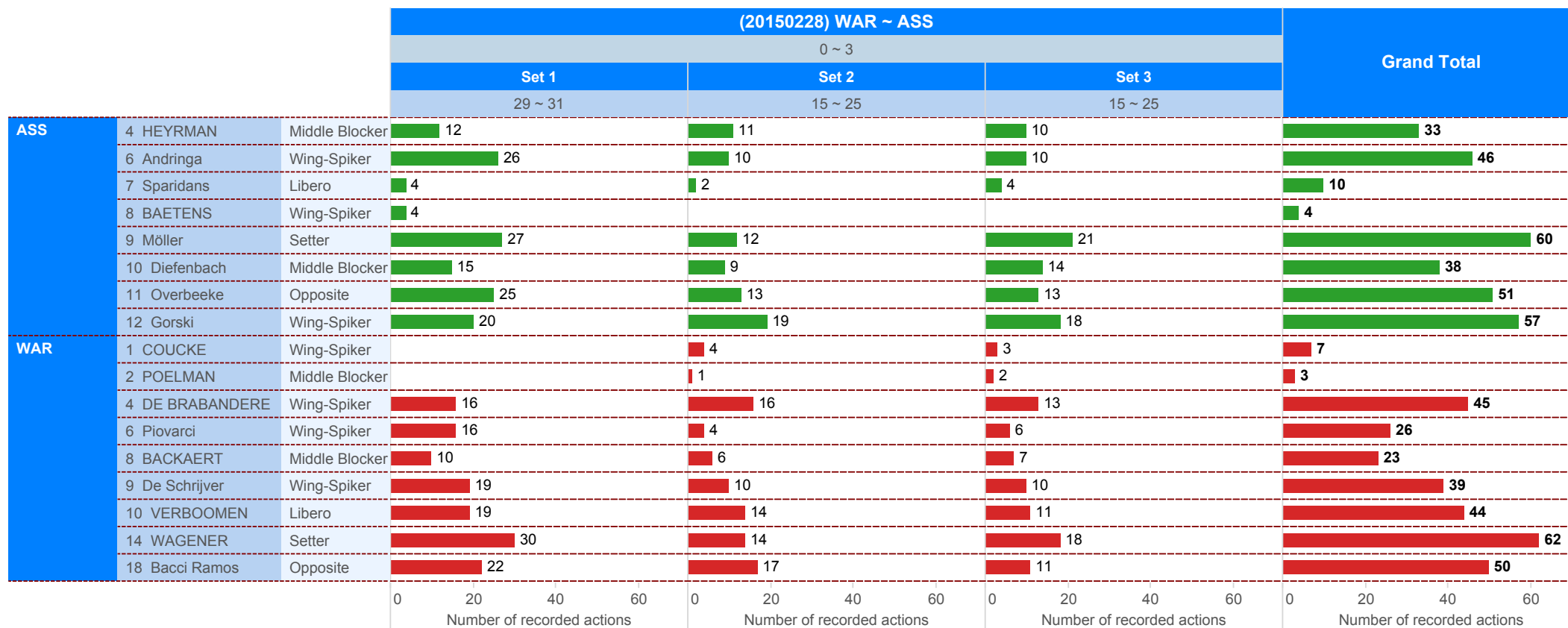
© **Trainerstuff.be**
By Wouter Laroy

VIZ

Scouting data provided by: Marnix Acar - www.BelgiumVolleyStats.be

Data processing and vizualization: Wouter Laroy - www.trainerstuff.be

Questions/Remarks/Suggestions: info@belgiumvolleystats.be - wouterstrainerstuff@gmail.com



■ SET LOST ■ SET WON



2014-2015

DATA

BelgiumVolleyStats.be
By Marnix Acar

© Trainerstuff.be
By Wouter Laroy

VIZ

(20150228) WAR ~ ASS (0 ~ 3)
Game analysis

TOI	ScoringActi..	TOIServe						OPPServe							
		TOISCORE			OPPSCORE			Total	TOISCORE			OPPSCORE			Total
		TOI	OPP	Total	TOI	OPP	Total		TOI	OPP	Total	TOI	OPP	Total	
ASS	A#	9		9		27	27	36	34		34		9	9	43
	S#	3		3				3							
	A=		8	8		3	3	11		2	2		1	1	3
	A/		8	8		3	3	11		2	2		3	3	5
	S=					11	11	11		8	8				8
	E=		5	5		1	1	6							
	F=					1	1	1							
	D=									1	1				1
Total		12	21	33	19	27	46	79	34	13	47	4	9	13	60
WAR	A#	9		9		34	34	43	27		27		9	9	36
	S#												3	3	3
	A=		1	1		2	2	3		3	3		8	8	11
	A/		3	3		2	2	5		3	3		8	8	11
	S=					8	8	8		11	11				11
	E=									1	1		5	5	6
	F=									1	1				1
	D=					1	1	1							
Total		9	4	13	13	34	47	60	27	19	46	21	12	33	79

Attack

		Count of SKILL	%SCORE	%-SCORE	EFF
2 POELMAN	WAR	2	100%	0%	100%
8 BACKAERT	WAR	9	89%	0%	89%
11 Overbeeke	ASS	33	64%	12%	52%
12 Gorski	ASS	14	57%	14%	43%
4 DE BRABANDERE	WAR	20	50%	10%	40%
9 Möller	ASS	4	50%	0%	50%
10 Diefenbach	ASS	9	44%	11%	33%
6 Piovarci	WAR	7	43%	29%	14%
4 HEYRMAN	ASS	6	33%	33%	0%
6 Andringa	ASS	19	32%	5%	26%
9 De Schrijver	WAR	18	28%	22%	6%
18 Bacci Ramos	WAR	31	26%	39%	-13%
14 WAGENER	WAR	2	0%	0%	0%

Block

		Count of SKILL	#
6 Andringa	ASS	8	4
4 HEYRMAN	ASS	10	3
4 DE BRABANDERE	WAR	5	2
6 Piovarci	WAR	9	2
10 Diefenbach	ASS	14	2
8 BACKAERT	WAR	7	1
11 Overbeeke	ASS	5	1
18 Bacci Ramos	WAR	5	1
1 COUCKE	WAR	1	
9 De Schrijver	WAR	1	
9 Möller	ASS	7	
14 WAGENER	WAR	2	

Serve

		Count of SKILL	%	%-
6 Andringa	ASS	10	10%	20%
10 Diefenbach	ASS	12	8%	8%
11 Overbeeke	ASS	13	8%	15%
1 COUCKE	WAR	1		
2 POELMAN	WAR	1		
4 DE BRABANDERE	WAR	11		9%
4 HEYRMAN	ASS	17		
6 Piovarci	WAR	10		20%
8 BACKAERT	WAR	6		
8 BAETENS	ASS	1		
9 De Schrijver	WAR	8		13%
9 Möller	ASS	13		23%
12 Gorski	ASS	13		23%
14 WAGENER	WAR	14		14%
18 Bacci Ramos	WAR	10		20%

Reception

		Count of SKILL	%	%+	%-
4 DE BRABANDERE	WAR	8	25%	38%	
6 Andringa	ASS	9	22%	44%	
9 De Schrijver	WAR	10	20%	30%	
12 Gorski	ASS	30	17%	40%	
10 VERBOOMEN	WAR	43	12%	53%	2%
7 Sparidans	ASS	9	11%	56%	
1 COUCKE	WAR	5		20%	20%
8 BAETENS	ASS	3		100%	
10 Diefenbach	ASS	2		100%	
14 WAGENER	WAR	1		100%	
18 Bacci Ramos	WAR	1			100%

UPPER:
TOI = Team of Interest = Team analyzed OPP = Opponent
XXXServe = who served XXXSCORE = who got the point



2014-2015

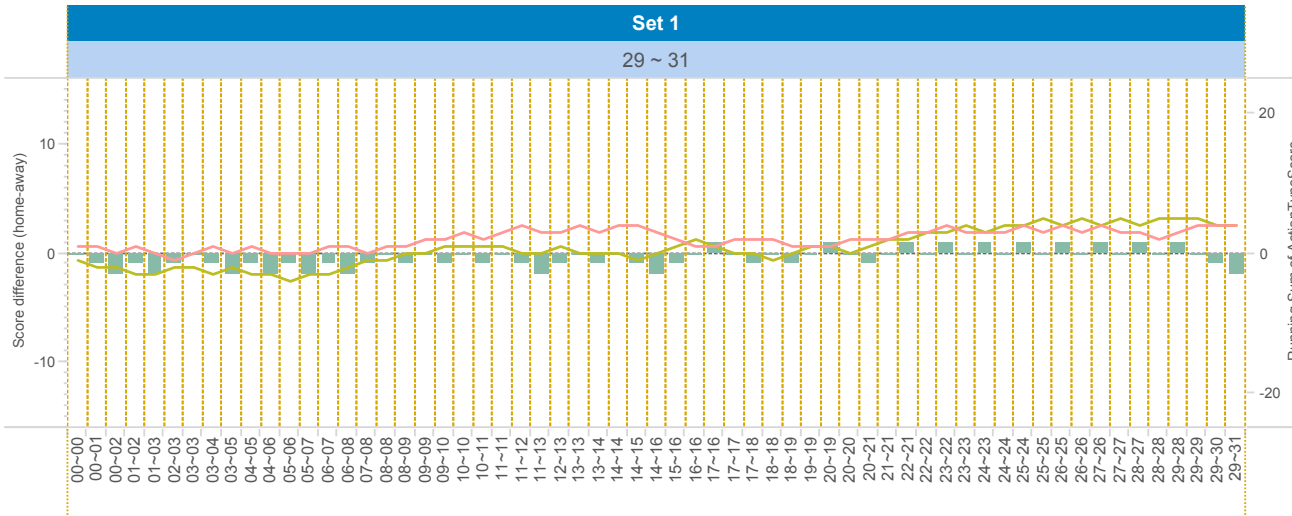
DATA

BelgiumVolleyStats.be
By Marnix Acar

© Trainerstuff.be
By Wouter Iaroy

VIZ

(20150228) WAR ~ ASS (0 ~ 3)
Set analysis - Set 1



TEAM_NAME

- ASS
- WAR

UPPER LEFT:

+1: A# - B# - S# -1: A=, A/, B=, B/, S=, R=, D=, F=, S=

LOWER LEFT:

TOI = Team of Interest = Team analyzed OPP = Opponent
XXXServe = who served XXXSCORE = who got the point

LOWER RIGHT:

Attack sorted on #SCORE

Attacking skills

		Set 1													
		TOIServe						OPPServe							
		TOIScore			OPPScore			Total	TOIScore			OPPScore			Total
TOI	Scorin..	TOI	OPP	Total	TOI	OPP	Total		TOI	OPP	Total	TOI	OPP	Total	
ASS	A#	2		2		14	14	16	16		16		5	5	21
	A=		3	3	2		2	5		1	1			1	1
	A/		3	3	1		1	4		1	1	2		2	3
	S=				4		4	4		4	4				4
	E=				1		1	1							1
	Total		2	6	8	8	14	22	30	16	6	22	2	5	7
WAR	A#	5		5		16	16	21	14		14		2	2	16
	A=				1		1	1		2	2	3		3	5
	A/		2	2	1		1	3		1	1	3		3	4
	S=				4		4	4		4	4				4
	E=									1	1				1
	Total		5	2	7	6	16	22	29	14	8	22	6	2	8

		Count of SKILL	#SCORE	#SCORE%	NOSCORE	NOSCORE%	=SCORE	=SCORE%	EFF
11 Overbeeke	ASS	17	9	53%	7	41%	1	6%	47%
4 DE BRABANDERE	WAR	10	6	60%	4	40%	0	0%	60%
6 Andringa	ASS	11	4	36%	6	55%	1	9%	27%
8 BACKAERT	WAR	4	4	100%	0	0%	0	0%	100%
18 Bacci Ramos	WAR	13	4	31%	4	31%	5	38%	-8%
6 Piovarci	WAR	4	3	75%	0	0%	1	25%	50%
9 De Schrijver	WAR	9	2	22%	5	56%	2	22%	0%
10 Diefenbach	ASS	3	2	67%	0	0%	1	33%	33%
12 Gorski	ASS	4	2	50%	1	25%	1	25%	25%
4 HEYRMAN	ASS	2	1	50%	0	0%	1	50%	0%
9 Möller	ASS	1	0	0%	1	100%	0	0%	0%
14 WAGENER	WAR	1	0	0%	1	100%	0	0%	0%



2014-2015

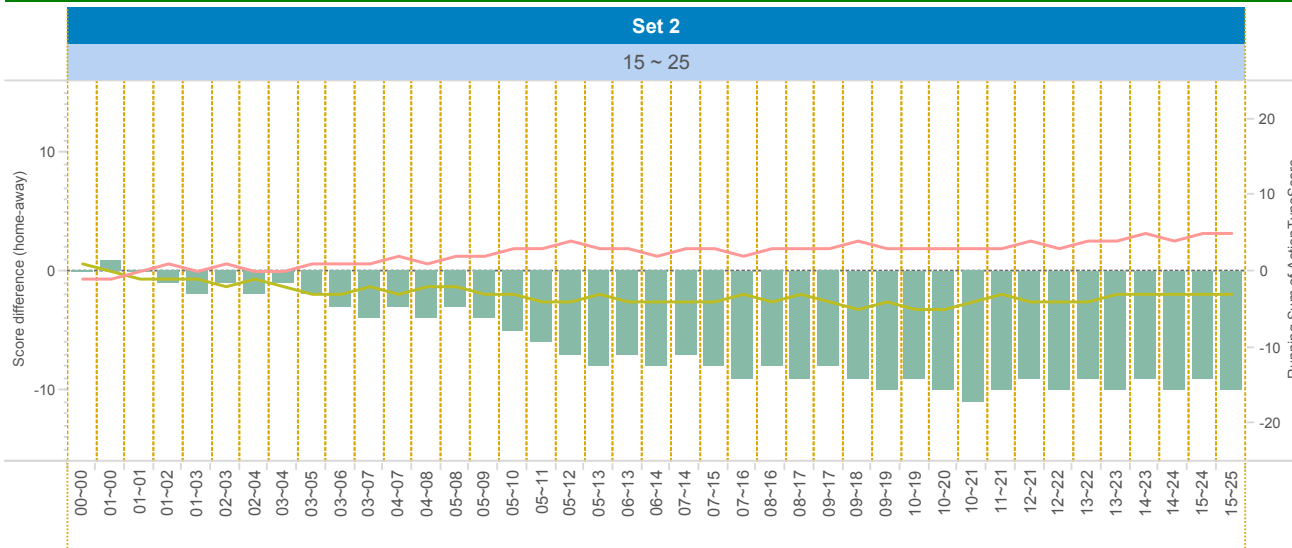
DATA

BelgiumVolleyStats.be
By Marnix Acar

© Trainerstuff.be
By Wouter Iaroy

ZIV

(20150228) WAR ~ ASS (0 ~ 3)
Set analysis - Set 2



TEAM_NAME

ASS

WAR

UPPER LEFT:

+1: A# - B# - S# -1: A=, A/, B=, B/, S=, R=, D=, F=, S=

LOWER LEFT:

TOI = Team of Interest = Team analyzed OPP = Opponent
XXXServe = who served XXXSCORE = who got the point

LOWER RIGHT:

Attack sorted on #SCORE

Attacking skills

		Set 2													
		TOIServe						OPPServe							
		TOIScore			OPPScore			Total	TOIScore			OPPScore			Total
TOI	Scorin..	TOI	OPP	Total	TOI	OPP	Total	TOI	OPP	Total	TOI	OPP	Total	Total	
ASS	A#	4		4		8	8	12	9		9		1	1	10
	S#	1		1				1							
	A=		2	2											
	A/		1	1		2	2	3							
	S=					3	3	3		4	4				4
	E=														
	F=			3	3										
	D=									1	1				
	Total	5	6	11	6	8	14	25	9	5	14		1	1	15
WAR	A#	1		1		9	9	10	8		8		4	4	12
	S#												1	1	1
	A=														
	A/									2	2		2	2	
	S=					4	4	4		3	3		1	1	3
	E=														
	F=														
	D=					1	1	1		1	1				1
	Total	1		1	5	9	14	15	8	6	14	6	5	11	25

		Count of SKILL	#SCORE	#SCORE%	NOSCORE	NOSCORE%	=SCORE	=SCORE%	EFF	
11	Overbeeke	ASS	7	6	86%	0	0%	1	14%	71%
18	Bacci Ramos	WAR	11	4	36%	4	36%	3	27%	9%
12	Gorski	ASS	5	3	60%	1	20%	1	20%	40%
4	DE BRABANDERE	WAR	6	2	33%	4	67%	0	0%	33%
6	Andringa	ASS	5	2	40%	3	60%	0	0%	40%
9	De Schrijver	WAR	3	2	67%	1	33%	0	0%	67%
2	POELMAN	WAR	1	1	100%	0	0%	0	0%	100%
4	HEYRMAN	ASS	2	1	50%	1	50%	0	0%	50%
10	Diefenbach	ASS	2	1	50%	1	50%	0	0%	50%
6	Piovarci	WAR	1	0	0%	1	100%	0	0%	0%
8	BACKAERT	WAR	1	0	0%	1	100%	0	0%	0%



2014-2015

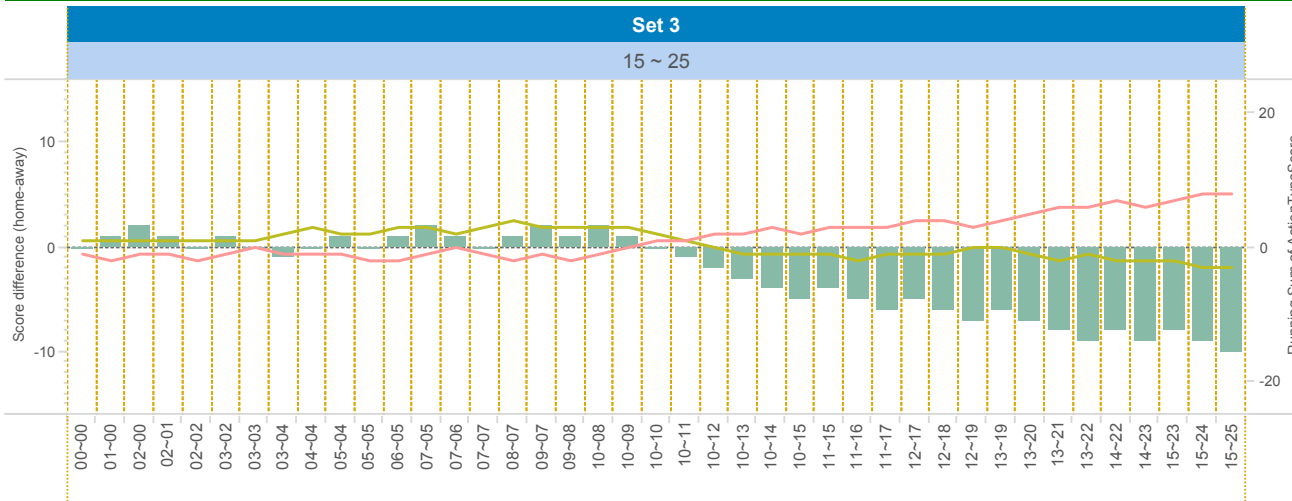
DATA

BelgiumVolleyStats.be
By Marnix Acar

© Trainerstuff.be
By Wouter Iaroy

ZIV

(20150228) WAR ~ ASS (0 ~ 3)
Set analysis - Set 3



TEAM_NAME

- ASS
- WAR

UPPER LEFT:

+1: A# - B# - S# -1: A=, A/, B=, B/, S=, R=, D=, F=, S=

LOWER LEFT:

TOI = Team of Interest = Team analyzed OPP = Opponent
XXXServe = who served XXXSCORE = who got the point

LOWER RIGHT:

Attack sorted on #SCORE

		Set 3															
		TOIServe							OPPServe								
		TOIScore			OPPScore				Total	TOIScore			OPPScore				Total
TOI	Scorin..	TOI	OPP	Total	TOI	OPP	Total	TOI		OPP	Total	TOI	OPP	Total	Total		
ASS	A#	3		3		5	5	8	9		9		3	3	12		
	S#	2		2			2	2							2		
	A=		3	3	1		1	4		1	1	1		1	2		
	A/		4	4			4	4		1	1	1		1	2		
	S=				4		4	4									
	E=		2	2			2	2									
	Total		5	9	14	5	5	10	24	9	2	11	2	3	5	16	
WAR	A#	3		3		9	9	12	5		5		3	3	8		
	S#											2		2	2		
	A=		1	1	1		1	2		1	1	3		3	4		
	A/		1	1	1		1	2			4		4	4	4		
	S=									4	4			4	4		
	E=											2		2	2		
	Total		3	2	5	2	9	11	16	5	5	10	9	5	14	24	

Attacking skills

		Count of SKILL	#SCORE	#SCORE%	NOSCORE	NOSCORE%	=SCORE	=SCORE%	EFF
11 Overbeeke	ASS	9	6	67%	1	11%	2	22%	44%
8 BACKAERT	WAR	4	4	100%	0	0%	0	0%	100%
12 Gorski	ASS	5	3	60%	2	40%	0	0%	60%
4 DE BRABANDERE	WAR	4	2	50%	0	0%	2	50%	0%
9 Möller	ASS	3	2	67%	1	33%	0	0%	67%
2 POELMAN	WAR	1	1	100%	0	0%	0	0%	100%
9 De Schrijver	WAR	6	1	17%	3	50%	2	33%	-17%
10 Diefenbach	ASS	4	1	25%	3	75%	0	0%	25%
4 HEYRMAN	ASS	2	0	0%	1	50%	1	50%	-50%
6 Andringa	ASS	3	0	0%	3	100%	0	0%	0%
6 Piovarci	WAR	2	0	0%	1	50%	1	50%	-50%
14 WAGENER	WAR	1	0	0%	1	100%	0	0%	0%
18 Bacci Ramos	WAR	7	0	0%	3	43%	4	57%	-57%



2014-2015

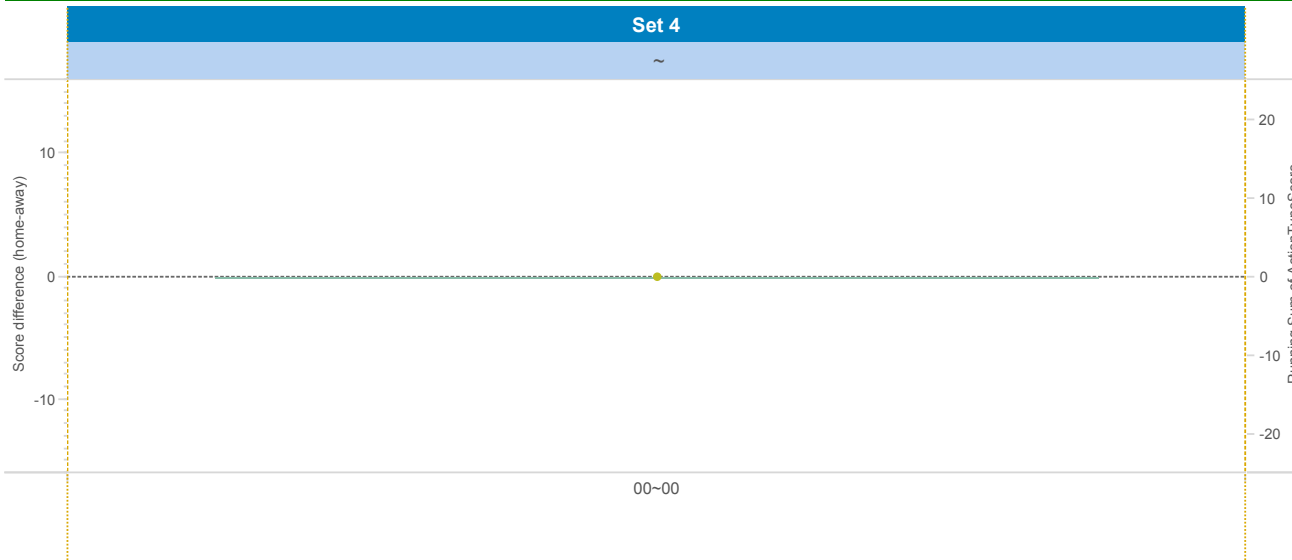
DATA

BelgiumVolleyStats.be
By Marnix Acar

© Trainerstuff.be
By Wouter Laroy

VIZ

(20150228) WAR ~ ASS (0 ~ 3)
Set analysis - Set 4



TEAM_NAME

WAR

UPPER LEFT:

+1: A# - B# - S# -1: A=, A/, B=, B/, S=, R=, D=, F=, S=

LOWER LEFT:

TOI = Team of Interest = Team analyzed OPP = Opponent
XXXServe = who served XXXSCORE = who got the point

LOWER RIGHT:

Attack sorted on #SCORE

Attacking skills



2014-2015

DATA

BelgiumVolleyStats.be
By Marnix Acar

© Trainerstuff.be
By Wouter Laroy

VIZ

(20150228) WAR ~ ASS (All)
Set analysis - Set 5

TEAM_NAME

UPPER LEFT:

+1: A# - B# - S# -1: A=, A/, B=, B/, S=, R=, D=, F=, S=

LOWER LEFT:

TOI = Team of Interest = Team analyzed OPP = Opponent
XXXServe = who served XXXSCORE = who got the point

LOWER RIGHT:

Attack sorted on #SCORE

Attacking skills

		Count of SKILL	#SCORE	#SCORE%	NOSCORE	NOSCORE%	=SCORE	=SCORE%	EFF
11 Overbeeke	ASS	33	21	64%	8	24%	4	12%	52%
4 DE BRABANDERE	WAR	20	10	50%	8	40%	2	10%	40%
8 BACKAERT	WAR	9	8	89%	1	11%	0	0%	89%
12 Gorski	ASS	14	8	57%	4	29%	2	14%	43%
18 Bacci Ramos	WAR	31	8	26%	11	35%	12	39%	-13%
6 Andringa	ASS	19	6	32%	12	63%	1	5%	26%
9 De Schrijver	WAR	18	5	28%	9	50%	4	22%	6%
10 Diefenbach	ASS	9	4	44%	4	44%	1	11%	33%
6 Piovarci	WAR	7	3	43%	2	29%	2	29%	14%
2 POELMAN	WAR	2	2	100%	0	0%	0	0%	100%
4 HEYRMAN	ASS	6	2	33%	2	33%	2	33%	0%
9 Möller	ASS	4	2	50%	2	50%	0	0%	50%
14 WAGENER	WAR	2	0	0%	2	100%	0	0%	0%



2014-2015

DATA

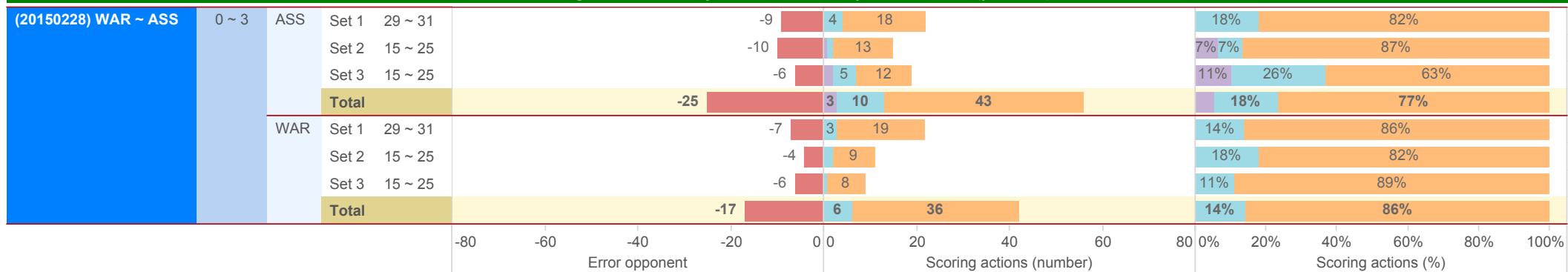
BelgiumVolleyStats.be
By Marnix Acar

© Trainerstuff.be
By Wouter Laroy

VIZ

(20150228) WAR ~ ASS (0 ~ 3)

Scoring Actions Analyzed: how were points made (per set)



S - Serve B - Block A - Attack



2014-2015

DATA

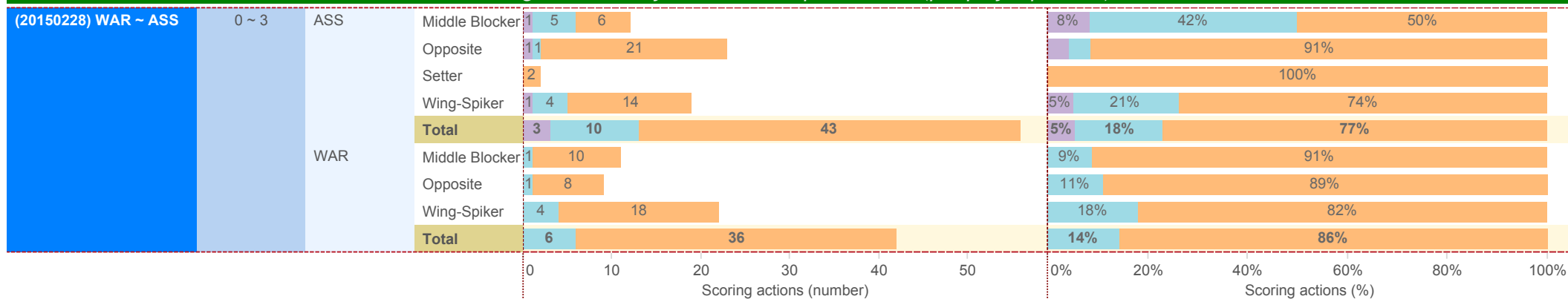
BelgiumVolleyStats.be
By Marnix Acar

© Trainerstuff.be
By Wouter Laroy

VIZ

(20150228) WAR ~ ASS (0 ~ 3)

Scoring Actions Analyzed: how were points made (per player position)



S - Serve B - Block A - Attack



2014-2015

DATA

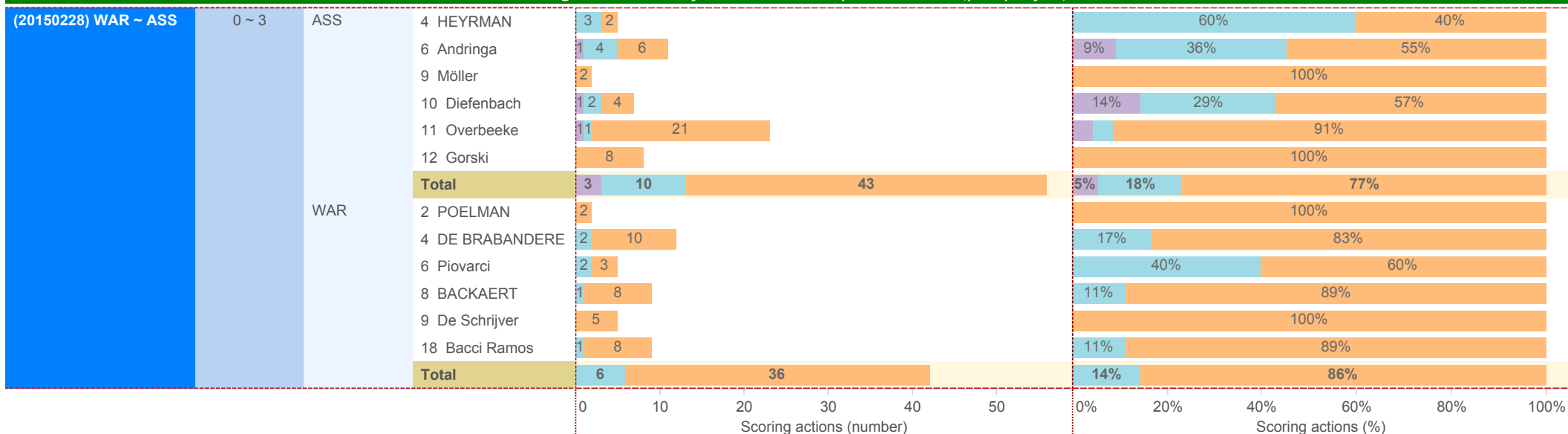
BelgiumVolleyStats.be
By Marnix Acar

© Trainerstuff.be
By Wouter Laroy

VIZ

(20150228) WAR ~ ASS (0 ~ 3)

Scoring Actions Analyzed: how were points made (per player)



S - Serve B - Block A - Attack



2014-2015

DATA

BelgiumVolleyStats.be
By Marnix Acar

© Trainerstuff.be
By Wouter Laroy

VIZ

(20150228) WAR ~ ASS (0 ~ 3)
Skills in detail (per player position): Attack/Block

Category	Game Type	Position	Game Won		!	Game Lost		/	=	Count of SKILL	EFF
			#	+		-	=				
A - Attack	ASS	Middle Blocker	6 (40%)	2 (13%)		4 (27%)	2 (13%)	1 (7%)	15	20%	
		Opposite	21 (64%)	6 (18%)		2 (6%)	1 (3%)	3 (9%)	33	52%	
		Setter	2 (50%)	2 (50%)					4	50%	
		Wing-Spiker	14 (42%)	12 (36%)		4 (12%)	3 (9%)		33	33%	
		Total	43 (51%)	22 (26%)		10 (12%)	6 (7%)	4 (5%)	85	39%	
	WAR	Middle Blocker	10 (91%)	1 (9%)					11	91%	
		Opposite	8 (26%)	9 (29%)		2 (6%)	7 (23%)	5 (16%)	31	-13%	
		Setter				2 (100%)			2	0%	
		Wing-Spiker	18 (40%)	10 (22%)		9 (20%)	3 (7%)	5 (11%)	45	22%	
		Total	36 (40%)	20 (22%)		13 (15%)	10 (11%)	10 (11%)	89	18%	
B - Block	ASS	Middle Blocker	5 (21%)	6 (25%)		4 (17%)		9 (38%)	24	-17%	
		Opposite	1 (20%)					4 (80%)	5	-60%	
		Setter		4 (57%)		2 (29%)		1 (14%)	7	-14%	
		Wing-Spiker	4 (50%)	1 (13%)				3 (38%)	8	13%	
		Total	10 (23%)	11 (25%)		6 (14%)		17 (39%)	44	-16%	
	WAR	Middle Blocker	1 (14%)	4 (57%)				2 (29%)	7	-14%	
		Opposite	1 (20%)					4 (80%)	5	-60%	
		Setter		2 (100%)					2	0%	
		Wing-Spiker	4 (25%)	3 (19%)		3 (19%)		6 (38%)	16	-13%	
		Total	6 (20%)	9 (30%)		3 (10%)		12 (40%)	30	-20%	



2014-2015

DATA

BelgiumVolleyStats.be
By Marnix Acar

© Trainerstuff.be
By Wouter Laroy

VIZ

(20150228) WAR ~ ASS (0 ~ 3)

Skills in detail (per player position): Serve/Reception

Skill	Position	Game Won (Green)						Game Lost (Red)		
		#	+	!	-	/	=	Count of SKILL	EFF	
S - Serve	ASS	Middle Blocker	1 (3%)	10 (34%)	12 (7%)	3 (10%)	2 (7%)	1 (3%)	29	0%
		Opposite	1 (8%)	2 (15%)	6 ()	2 (15%)		2 (15%)	13	-8%
		Setter		2 (15%)	6 (8%)	1 (8%)	1 (8%)	3 (23%)	13	-23%
		Wing-Spiker	1 (4%)	8 (33%)	7 ()	3 (13%)		5 (21%)	24	-17%
		Total	3 (4%)	22 (28%)	31 (4%)	9 (11%)	3 (4%)	11 (14%)	79	-10%
	WAR	Middle Blocker		1 (14%)	5 ()	1 (14%)			7	0%
		Opposite		3 (30%)	2 (20%)	1 (10%)	2 (20%)	2 (20%)	10	-20%
		Setter		5 (36%)	6 ()	1 (7%)		2 (14%)	14	-14%
		Wing-Spiker		6 (20%)	12 (7%)	6 (20%)	2 (7%)	4 (13%)	30	-13%
		Total		15 (25%)	25 (7%)	9 (15%)	4 (7%)	8 (13%)	61	-13%
R - Reception	ASS	Libero	1 (11%)	5 (56%)		3 (33%)			9	0%
		Middle Blocker		2 (100%)					2	0%
		Wing-Spiker	7 (17%)	19 (45%)		12 (29%)	4 (10%)		42	0%
		Total	8 (15%)	26 (49%)		15 (28%)	4 (8%)		53	0%
	WAR	Libero		5 (12%)	23 (53%)	12 (28%)	2 (5%)	1 (2%)	43	-2%
		Opposite						1 (100%)	1	-100%
		Setter			1 (100%)				1	0%
		Wing-Spiker	4 (17%)	7 (30%)		10 (43%)	1 (4%)	1 (4%)	23	-4%
		Total	9 (13%)	31 (46%)		22 (32%)	3 (4%)	3 (4%)	68	-4%



2014-2015

DATA

BelgiumVolleyStats.be
By Marnix Acar

© **Trainerstuff.be**
By Wouter Laroy

VIZ

(20150228) WAR ~ ASS (0 ~ 3)
Skills in detail (per player): Attack

A - Attack	ASS	#		+		!		-		/		=		Count of SKILL	EFF
		Count	%	Count	%	Count	%	Count	%	Count	%	Count	%		
	4 HEYRMAN	2 (33%)		1 (17%)				1 (17%)		1 (17%)		1 (17%)	6		0%
	6 Andringa	6 (32%)		10 (53%)				2 (11%)		1 (5%)			19		26%
	9 Möller	2 (50%)		2 (50%)									4		50%
	10 Diefenbach	4 (44%)		1 (11%)				3 (33%)		1 (11%)			9		33%
	11 Overbeeke	21 (64%)		6 (18%)				2 (6%)		1 (3%)		3 (9%)	33		52%
	12 Gorski	8 (57%)		2 (14%)				2 (14%)		2 (14%)			14		43%
	Total	43 (51%)		22 (26%)				10 (12%)		6 (7%)		4 (5%)	85		39%
	WAR														
	2 POELMAN	2 (100%)											2		100%
	4 DE BRABANDERE	10 (50%)		4 (20%)				4 (20%)		1 (5%)		1 (5%)	20		40%
	6 Piovarci	3 (43%)		2 (29%)						1 (14%)		1 (14%)	7		14%
	8 BACKAERT	8 (89%)		1 (11%)									9		89%
	9 De Schrijver	5 (28%)		4 (22%)				5 (28%)		1 (6%)		3 (17%)	18		6%
	14 WAGENER							2 (100%)					2		0%
	18 Bacci Ramos	8 (26%)		9 (29%)				2 (6%)		7 (23%)		5 (16%)	31		-13%
	Total	36 (40%)		20 (22%)				13 (15%)		10 (11%)		10 (11%)	89		18%
		#		+		!		-		/		=	Count of SKILL		EFF



2014-2015

DATA

BelgiumVolleyStats.be
By Marnix Acar

© Trainerstuff.be
By Wouter Laroy

VIZ

(20150228) WAR ~ ASS (0 ~ 3)
Skills in detail (per player): Block

B - Block	Skill	Game Won		Game Lost		Count of SKILL		EFF		
		#	+	!	-	/	=			
ASS	4 HEYRMAN	3 (30%)	3 (30%)		2 (20%)		2 (20%)	10	10%	
	6 Andringa	4 (50%)	1 (13%)				3 (38%)	8	13%	
	9 Möller		4 (57%)		2 (29%)		1 (14%)	7	-14%	
	10 Diefenbach	2 (14%)	3 (21%)		2 (14%)		7 (50%)	14	-36%	
	11 Overbeeke	1 (20%)					4 (80%)	5	-60%	
	Total	10 (23%)	11 (25%)		6 (14%)		17 (39%)	44	-16%	
	WAR	1 COUCKE						1 (100%)	1	-100%
		4 DE BRABANDERE	2 (40%)			1 (20%)		2 (40%)	5	0%
		6 Piovarci	2 (22%)	3 (33%)		2 (22%)		2 (22%)	9	0%
		8 BACKAERT	1 (14%)	4 (57%)				2 (29%)	7	-14%
9 De Schrijver							1 (100%)	1	-100%	
14 WAGENER			2 (100%)					2	0%	
18 Bacci Ramos		1 (20%)					4 (80%)	5	-60%	
Total	6 (20%)	9 (30%)		3 (10%)		12 (40%)	30	-20%		
		#	+	!	-	/	=	Count of SKILL	EFF	



2014-2015

DATA

BelgiumVolleyStats.be
By Marnix Acar

© Trainerstuff.be
By Wouter Laroy

VIZ

(20150228) WAR ~ ASS (0 ~ 3)
Skills in detail (per player): Serve

S - Serve	ASS	Skills							Count of SKILL	EFF
		#	+	!	-	/	=			
	4 HEYRMAN		6 (35%)	8 (6%)	2 (12%)	1 (6%)		17	0%	
	6 Andringa	1 (10%)	3 (30%)	2 ()	2 (20%)		2 (20%)	10	-10%	
	8 BAETENS		1 (100%)					1	0%	
	9 Möller		2 (15%)	6 (8%)	1 (8%)	1 (8%)	3 (23%)	13	-23%	
	10 Diefenbach	1 (8%)	4 (33%)	4 (8%)	1 (8%)	1 (8%)	1 (8%)	12	0%	
	11 Overbeeke	1 (8%)	2 (15%)	6 ()	2 (15%)		2 (15%)	13	-8%	
	12 Gorski		4 (31%)	5 ()	1 (8%)		3 (23%)	13	-23%	
	Total	3 (4%)	22 (28%)	31 (4%)	9 (11%)	3 (4%)	11 (14%)	79	-10%	
	WAR									
	1 COUCKE				1 (100%)			1	0%	
	2 POELMAN			1 ()				1	0%	
	4 DE BRABANDERE		1 (9%)	5 (9%)	3 (27%)	1 (9%)	1 (9%)	11	-9%	
	6 Piovarci		2 (20%)	3 (10%)	2 (20%)	1 (10%)	2 (20%)	10	-20%	
	8 BACKAERT		1 (17%)	4 ()	1 (17%)			6	0%	
	9 De Schrijver		3 (38%)	4 ()			1 (13%)	8	-13%	
	14 WAGENER		5 (36%)	6 ()	1 (7%)		2 (14%)	14	-14%	
	18 Bacci Ramos		3 (30%)	2 (20%)	1 (10%)	2 (20%)	2 (20%)	10	-20%	
	Total		15 (25%)	25 (7%)	9 (15%)	4 (7%)	8 (13%)	61	-13%	
		#	+	!	-	/	=	Count of SKILL	EFF	



2014-2015

DATA

BelgiumVolleyStats.be
By Marnix Acar

© Trainerstuff.be
By Wouter Laroy

VIZ

(20150228) WAR ~ ASS (0 ~ 3)
Skills in detail (per player): Reception

R - Reception	ASS	#		+		!		-		/		=		Count of SKILL	EFF
		Count	%	Count	%	Count	%	Count	%	Count	%	Count	%		
	6 Andringa	2 (22%)		4 (44%)				2 (22%)		1 (11%)				9	0%
	7 Sparidans	1 (11%)		5 (56%)				3 (33%)						9	0%
	8 BAETENS			3 (100%)										3	0%
	10 Diefenbach			2 (100%)										2	0%
	12 Gorski	5 (17%)		12 (40%)				10 (33%)		3 (10%)				30	0%
	Total	8 (15%)		26 (49%)				15 (28%)		4 (8%)				53	0%
	WAR														
	1 COUCKE			1 (20%)				3 (60%)		1 (20%)				5	-20%
	4 DE BRABANDERE	2 (25%)		3 (38%)				2 (25%)		1 (13%)				8	0%
	9 De Schrijver	2 (20%)		3 (30%)				5 (50%)						10	0%
	10 VERBOOMEN	5 (12%)		23 (53%)				12 (28%)		2 (5%)				43	-2%
	14 WAGENER			1 (100%)										1	0%
	18 Bacci Ramos									1 (100%)				1	-100%
	Total	9 (13%)		31 (46%)				22 (32%)		3 (4%)				68	-4%
		#		+		!		-		/		=		Count of SKILL	EFF