



2014-2015

DATA

BelgiumVolleyStats.be
By Marnix Acar

© **Trainerstuff.be**
By Wouter Laroy

VIZ

Scouting data provided by: Marnix Acar - www.BelgiumVolleyStats.be

Data processing and vizualization: Wouter Laroy - www.trainerstuff.be

Questions/Remarks/Suggestions: info@belgiumvolleystats.be - wouterstrainerstuff@gmail.com

		(20150228) ROE ~ HAA				Grand Total	
		3 ~ 1					
		Set 1	Set 2	Set 3	Set 4		
		25 ~ 14	24 ~ 26	25 ~ 13	25 ~ 13		
HAA	1 Tormans	Opposite	8		3	4	15
	2 Huysegoms	Middle Blocker	7	10	7	6	10 20
	5 Janssen	Middle Blocker			2	7	9
	6 Van Assche	Wing-Spiker	30	27	16	19	27 65
	10 De Beul	Middle Blocker	8	12	2		12 10
	11 Van Reeth	Libero	5	3	12	19	36
	12 Verelst	Setter	19	33	25	19	33 63
	13 Steenhouwer	Wing-Spiker	15	27	22	18	27 55
	14 Verspecht	Setter	11		3	5	19
	18 Sybers	Opposite	10	21	18	15	21 43
ROE	2 TUERLINCKX	Opposite	19	24	10	15	44 24
	3 Paulides	Middle Blocker			9	13	22
	4 D'HULST	Setter			29	28	57
	5 COOLMAN	Middle Blocker	13	11	15	12	40 11
	6 DEJONCKHEERE	Libero	4	10	5	6	15 10
	8 VERHANNEMAN	Wing-Spiker	19	25	14	16	49 25
	9 VAN DE VELDE	Middle Blocker	8	12			8 12
	10 Dedeyne	Opposite				3	3
	11 CLAES	Wing-Spiker		5			5
	14 TERVAPORTTI	Setter	22	39			22 39
15 ROUSSEAUX	Wing-Spiker	22	26	15	16	53 26	

■ SET WON ■ SET LOST



2014-2015

DATA

BelgiumVolleyStats.be
By Marnix Acar

© Trainerstuff.be
By Wouter Laroy

VIZ

(20150228) ROE ~ HAA (3 ~ 1)
Game analysis

TOI	ScoringActi..	TOIServe						OPPServe							
		TOISCORE			OPPSCORE			Total	TOISCORE			OPPSCORE			Total
		TOI	OPP	Total	TOI	OPP	Total		TOI	OPP	Total	TOI	OPP	Total	
HAA	A#	3		3		37	37	40	38		38		15	15	53
	S#	1		1				1				2	2	2	
	A=		4	4	3	3	7		3	3	9		9	12	
	A/		3	3	3	3	6		1	1	13		13	14	
	S=				10	10	10		12	12				12	
	E=				1	1	1		1	1				1	
	Total		4	7	11	17	37	54	65	38	17	55	22	17	39
ROE	A#	15		15		38	38	53	37		37		3	3	40
	S#	2		2				2				1	1	1	
	A=		9	9	3	3	12		3	3	4		4	7	
	A/		13	13	1	1	14		3	3	3		3	6	
	S=				12	12	12		10	10				10	
	E=				1	1	1		1	1				1	
	Total		17	22	39	17	38	55	94	37	17	54	7	4	11

Attack

		Count of SKILL	#SCORE%	=SCORE%	EFF
10 Dedejne	ROE	2	100%	0%	100%
3 Paulides	ROE	7	71%	14%	57%
9 VAN DE VELDE	ROE	7	71%	14%	57%
5 Janssen	HAA	3	67%	0%	67%
10 De Beul	HAA	3	67%	33%	33%
5 COOLMAN	ROE	9	56%	22%	33%
2 TUERLINCKX	ROE	28	50%	7%	43%
11 CLAES	ROE	2	50%	0%	50%
8 VERHANNEMAN	ROE	26	46%	12%	35%
15 ROUSSEAUX	ROE	19	42%	11%	32%
6 Van Assche	HAA	24	38%	13%	25%
2 Huysegoms	HAA	11	36%	36%	0%
18 Sybers	HAA	43	35%	26%	9%
13 Steenhouwer	HAA	24	29%	29%	0%
1 Tormans	HAA	7	29%	29%	0%
4 D'HULST	ROE	1	0%	0%	0%
12 Verelst	HAA	1	0%	0%	0%
14 Verspecht	HAA	1	0%	0%	0%

Block

		Count of SKILL	#
5 COOLMAN	ROE	14	6
2 TUERLINCKX	ROE	13	4
3 Paulides	ROE	8	2
10 De Beul	HAA	7	2
2 Huysegoms	HAA	3	1
6 Van Assche	HAA	9	1
8 VERHANNEMAN	ROE	3	1
9 VAN DE VELDE	ROE	5	1
14 TERVAPORTTI	ROE	5	1
15 ROUSSEAUX	ROE	6	1
1 Tormans	HAA	2	
4 D'HULST	ROE	1	
5 Janssen	HAA	1	
12 Verelst	HAA	3	
13 Steenhouwer	HAA	7	
14 Verspecht	HAA	2	
18 Sybers	HAA	3	

Serve

		Count of SKILL	#%	=%
13 Steenhouwer	HAA	13	8%	15%
15 ROUSSEAUX	ROE	19	5%	5%
5 COOLMAN	ROE	24	4%	4%
1 Tormans	HAA	2		
2 Huysegoms	HAA	11		27%
2 TUERLINCKX	ROE	10		
3 Paulides	ROE	6		50%
4 D'HULST	ROE	15		
5 Janssen	HAA	3		33%
6 Van Assche	HAA	9		11%
8 VERHANNEMAN	ROE	12		33%
9 VAN DE VELDE	ROE	5		20%
10 De Beul	HAA	8		13%
10 Dedejne	ROE	1		100%
11 CLAES	ROE	1		
12 Verelst	HAA	9		
14 TERVAPORTTI	ROE	5		20%
14 Verspecht	HAA	2		
18 Sybers	HAA	10		20%

Reception

		Count of SKILL	#%	=%	=%
8 VERHANNEMAN	ROE	19	42%	37%	
15 ROUSSEAUX	ROE	28	21%	50%	
13 Steenhouwer	HAA	28	14%	39%	
6 Van Assche	HAA	37	11%	57%	5%
11 Van Reeth	HAA	20	10%	55%	
6 DEJONCKHEERE	ROE	8		75%	13%
9 VAN DE VELDE	ROE	1		100%	
10 De Beul	HAA	1			
11 CLAES	ROE	1			

UPPER:

TOI = Team of Interest = Team analyzed OPP = Opponent
 XXXServe = who served XXXSCORE = who got the point



2014-2015

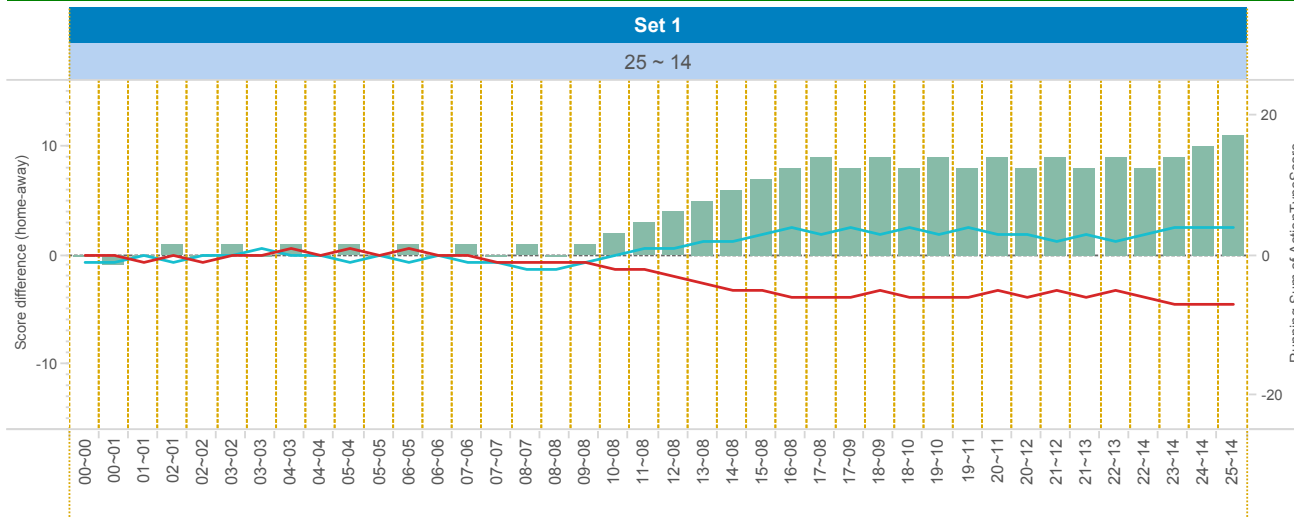
DATA

BelgiumVolleyStats.be
By Marnix Acar

© Trainerstuff.be
By Wouter Iaroy

VIZ

(20150228) ROE ~ HAA (3 ~ 1)
Set analysis - Set 1



TEAM_NAME

- HAA
- ROE

UPPER LEFT:

+1: A# - B# - S# -1: A=, A/, B=, B/, S=, R=, D=, F=, S=

LOWER LEFT:

TOI = Team of Interest = Team analyzed OPP = Opponent
XXXServe = who served XXXSCORE = who got the point

LOWER RIGHT:

Attack sorted on #SCORE

Attacking skills

		Set 1														
		TOIServe						OPPServe								
		TOIScore			OPPScore			Total	TOIScore			OPPScore			Total	
TOI	Scorin..	TOI	OPP	Total	TOI	OPP	Total		TOI	OPP	Total	TOI	OPP	Total		
HAA	A#					9	9	9	9				4	4	13	
	S#												1	1	1	
	A=					1	1	1		2	2		2	2	4	
	A/												3	3	3	
	S=						2	2	2		3	3			3	
	E=						1	1	1							
	Total					4	9	13	13	9	5	14	5	5	10	24
ROE	A#	4		4		9	9	13	9		9				9	
	S#	1		1				1							1	
	A=		2	2		2	2	4		1	1				1	
	A/		3	3				3							3	
	S=					3	3	3		2	2				2	
	E=									1	1				1	
	Total		5	5	10	5	9	14	24	9	4	13				13

		Count of SKILL	#SCORE	#SCORE%	NOSCORE	NOSCORE%	=SCORE	=SCORE%	EFF	
2	TUERLINCKX	ROE	6	4	67%	2	33%	0	0%	67%
8	VERHANNEMAN	ROE	8	4	50%	2	25%	2	25%	25%
9	VAN DE VELDE	ROE	3	3	100%	0	0%	0	0%	100%
1	Tormans	HAA	4	2	50%	1	25%	1	25%	25%
6	Van Assche	HAA	8	2	25%	5	63%	1	13%	13%
18	Sybers	HAA	8	2	25%	3	38%	3	38%	-13%
2	Huysegoms	HAA	3	1	33%	2	67%	0	0%	33%
5	COOLMAN	ROE	1	1	100%	0	0%	0	0%	100%
10	De Beul	HAA	2	1	50%	0	0%	1	50%	0%
13	Steenhouwer	HAA	1	1	100%	0	0%	0	0%	100%
15	ROUSSEAU	ROE	3	1	33%	2	67%	0	0%	33%
14	Verspecht	HAA	1	0	0%	1	100%	0	0%	0%



2014-2015

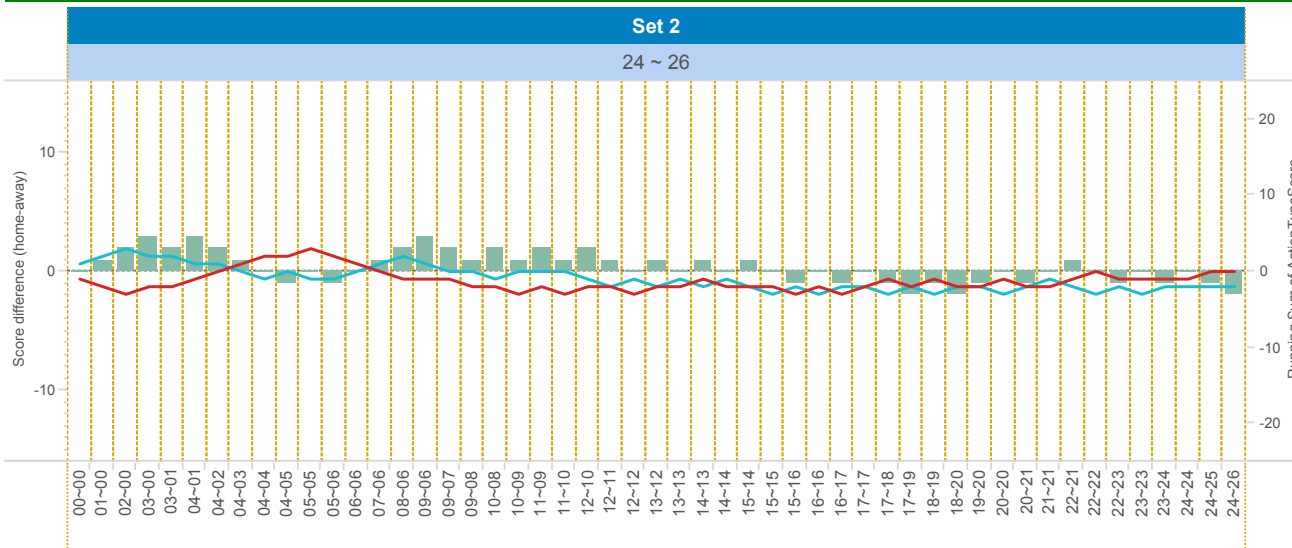
DATA

BelgiumVolleyStats.be
By Marnix Acar

© Trainerstuff.be
By Wouter Laroy

VIZ

(20150228) ROE ~ HAA (3 ~ 1)
Set analysis - Set 2



TEAM_NAME

HAA

ROE

UPPER LEFT:

+1: A# - B# - S# -1: A=, A/, B=, B/, S=, R=, D=, F=, S=

LOWER LEFT:

TOI = Team of Interest = Team analyzed OPP = Opponent
XXXServe = who served XXXSCORE = who got the point

LOWER RIGHT:

Attack sorted on #SCORE

Attacking skills

		Set 2													
		TOIServe						OPPServe							
		TOIScore			OPPScore			Total	TOIScore			OPPScore		Total	
TOI	Scorin..	TOI	OPP	Total	TOI	OPP	Total	TOI	OPP	Total	TOI	OPP	Total		
HAA	A#	3		3		12	12	15	11		11		4	4	15
	S#	1		1				1							
	A=		3	3	1		1	4		1	1			1	
	A/		2	2	1		1	3		1	1	2		3	
	S=				2		2	2		3	3			3	
	E=									1	1			1	
	Total		4	5	9	4	12	16	25	11	6	17	2	4	6
ROE	A#	4		4		11	11	15	12		12		3	3	15
	S#											1		1	
	A=				1		1	1		1	1			3	
	A/		2	2	1		1	3		1	1	3		4	
	S=				3		3	3		2	2			2	
	E=				1		1	1							
	Total		4	2	6	6	11	17	23	12	4	16	5	4	9

		Count of SKILL	#SCORE	#SCORE%	NOSCORE	NOSCORE%	=SCORE	=SCORE%	EFF	
2	TUERLINCKX	ROE	10	5	50%	3	30%	2	20%	30%
6	Van Assche	HAA	9	5	56%	3	33%	1	11%	44%
18	Sybers	HAA	12	5	42%	5	42%	2	17%	25%
15	ROUSSEAUX	ROE	8	4	50%	2	25%	2	25%	25%
5	COOLMAN	ROE	4	2	50%	1	25%	1	25%	25%
8	VERHANNEMAN	ROE	7	2	29%	4	57%	1	14%	14%
9	VAN DE VELDE	ROE	4	2	50%	1	25%	1	25%	25%
13	Steenhouwer	HAA	4	2	50%	2	50%	0	0%	50%
2	Huysegoms	HAA	2	1	50%	0	0%	1	50%	0%
10	De Beul	HAA	1	1	100%	0	0%	0	0%	100%
11	CLAES	ROE	2	1	50%	1	50%	0	0%	50%



2014-2015

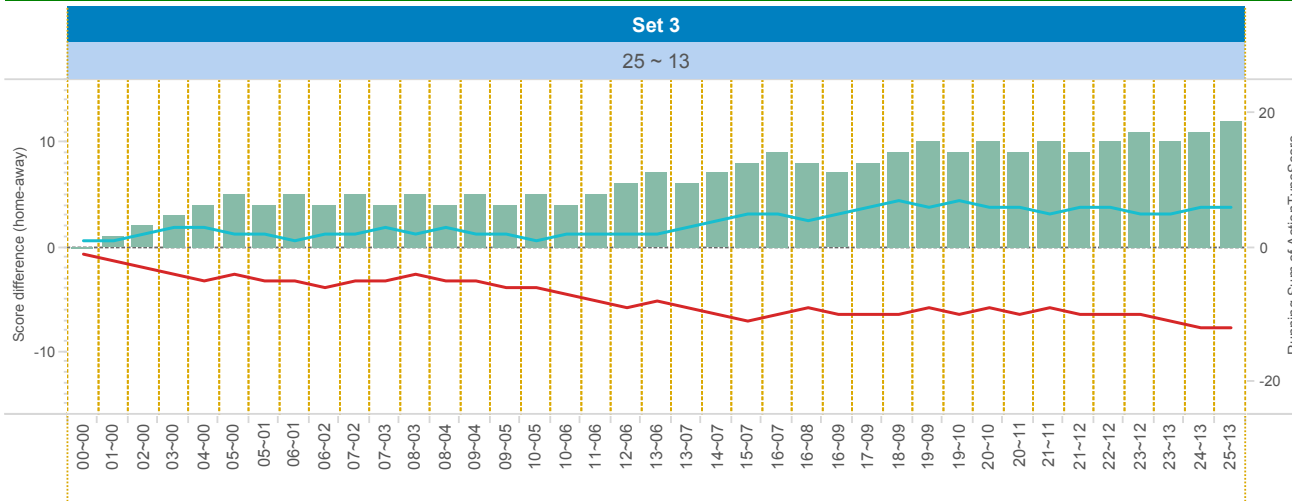
DATA

BelgiumVolleyStats.be
By Marnix Acar

© Trainerstuff.be
By Wouter Laroy

ZIV

(20150228) ROE ~ HAA (3 ~ 1)
Set analysis - Set 3



TEAM_NAME

- HAA
- ROE

UPPER LEFT:

+1: A# - B# - S# -1: A=, A/, B=, B/, S=, R=, D=, F=, S=

LOWER LEFT:

TOI = Team of Interest = Team analyzed OPP = Opponent
XXXServe = who served XXXSCORE = who got the point

LOWER RIGHT:

Attack sorted on #SCORE

		Set 3														
		TOIServe							OPPServe							
		TOIScore			OPPScore				TOIScore			OPPScore				
TOI	Scorin..	TOI	OPP	Total	TOI	OPP	Total	Total	TOI	OPP	Total	TOI	OPP	Total	Total	
HAA	A#					7	7	7	8		8			3	3	11
	A=					1	1	1						4	4	4
	A/		1	1	1	1	1	2						5	5	5
	S=					3	3	3		4	4					4
	Total		1	1	1	5	7	12	13	8	4	12	9	3	12	24
ROE	A#	3		3		8	8	11	7		7					7
	A=		4	4				4		1	1					1
	A/		5	5				5		1	1	1		1	2	
	S=					4	4	4		3	3				3	
	Total	3	9	12	4	8	12	24	7	5	12	1		1	13	

Attacking skills

		Count of SKILL	#SCORE	#SCORE%	NOSCORE	NOSCORE%	=SCORE	=SCORE%	EFF
8 VERHANNEMAN	ROE	6	4	67%	2	33%	0	0%	67%
18 Sybers	HAA	12	4	33%	5	42%	3	25%	8%
2 TUERLINCKX	ROE	5	2	40%	3	60%	0	0%	40%
3 Paulides	ROE	2	2	100%	0	0%	0	0%	100%
2 Huysegoms	HAA	3	1	33%	1	33%	1	33%	0%
5 COOLMAN	ROE	3	1	33%	1	33%	1	33%	0%
5 Janssen	HAA	1	1	100%	0	0%	0	0%	100%
6 Van Assche	HAA	1	1	100%	0	0%	0	0%	100%
13 Steenhouwer	HAA	12	1	8%	5	42%	6	50%	-42%
15 ROUSSEAU	ROE	3	1	33%	2	67%	0	0%	33%
1 Tormans	HAA	2	0	0%	1	50%	1	50%	-50%
12 Verelst	HAA	1	0	0%	1	100%	0	0%	0%



2014-2015

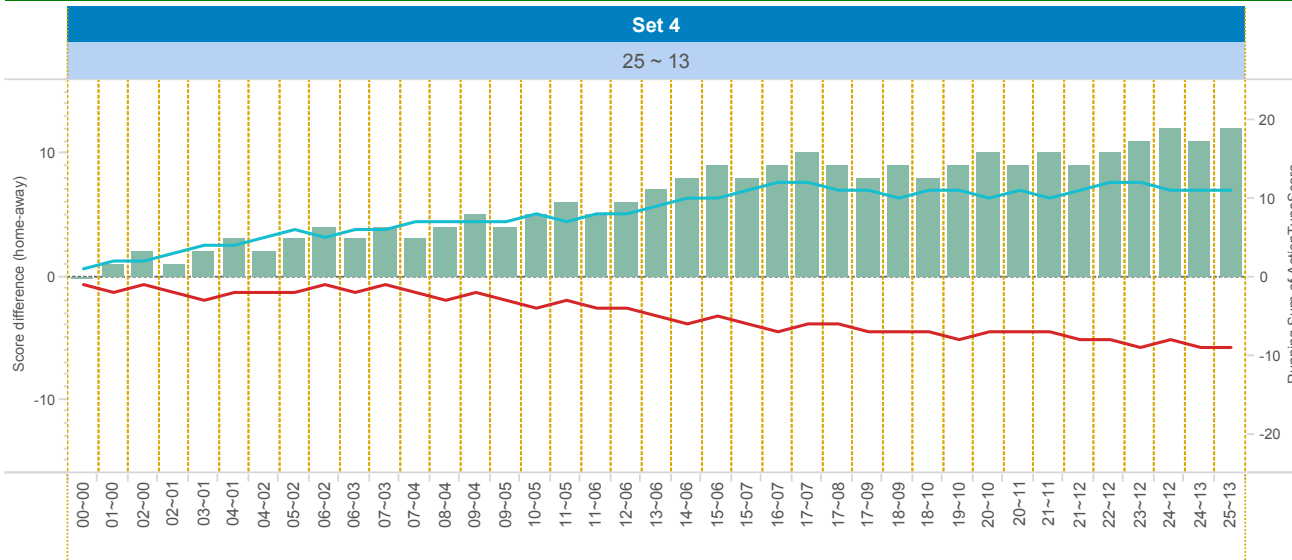
DATA

BelgiumVolleyStats.be
By Marnix Acar

© Trainerstuff.be
By Wouter Iaroy

VIZ

(20150228) ROE ~ HAA (3 ~ 1)
Set analysis - Set 4



TEAM_NAME

- HAA
- ROE

UPPER LEFT:

+1: A# - B# - S# -1: A=, A/, B=, B/, S=, R=, D=, F=, S=

LOWER LEFT:

TOI = Team of Interest = Team analyzed OPP = Opponent
XXXServe = who served XXXSCORE = who got the point

LOWER RIGHT:

Attack sorted on #SCORE

Attacking skills

		Set 4													
		TOIServe						OPPServe							
		TOISCORE		OPPSCORE		Total	TOISCORE		OPPSCORE		Total	Total			
TOI	Scorin..	TOI	OPP	Total	TOI	OPP	Total	TOI	OPP	Total	TOI	OPP	Total		
HAA	A#				9	9	9	10		10		4	4	14	
	S#											1	1	1	
	A=		1	1							3		3	3	
	A/				1	1	1				3		3	3	
	S=				3	3	3		2	2				2	
	Total			1	1	4	9	13	14	10	2	12	6	5	11
ROE	A#	4		4		10	10	14	9		9			9	
	S#	1		1											
	A=		3	3							1		1	1	
	A/		3	3						1	1			1	
	S=				2	2	2	2		3	3			3	
	Total		5	6	11	2	10	12	23	9	4	13	1	1	14

		Count of SKILL	#SCORE	#SCORE%	NOSCORE	NOSCORE%	=SCORE	=SCORE%	EFF	
18	Sybers	HAA	11	4	36%	4	36%	3	27%	9%
2	TUERLINCKX	ROE	7	3	43%	4	57%	0	0%	43%
3	Paulides	ROE	5	3	60%	1	20%	1	20%	40%
13	Steenhouwer	HAA	7	3	43%	3	43%	1	14%	29%
8	VERHANNEMAN	ROE	5	2	40%	3	60%	0	0%	40%
10	Dedeyne	ROE	2	2	100%	0	0%	0	0%	100%
15	ROUSSEAU	ROE	5	2	40%	3	60%	0	0%	40%
2	Huysegoms	HAA	3	1	33%	0	0%	2	67%	-33%
5	COOLMAN	ROE	1	1	100%	0	0%	0	0%	100%
5	Janssen	HAA	2	1	50%	1	50%	0	0%	50%
6	Van Assche	HAA	6	1	17%	4	67%	1	17%	0%
1	Tormans	HAA	1	0	0%	1	100%	0	0%	0%
4	D'HULST	ROE	1	0	0%	1	100%	0	0%	0%



2014-2015

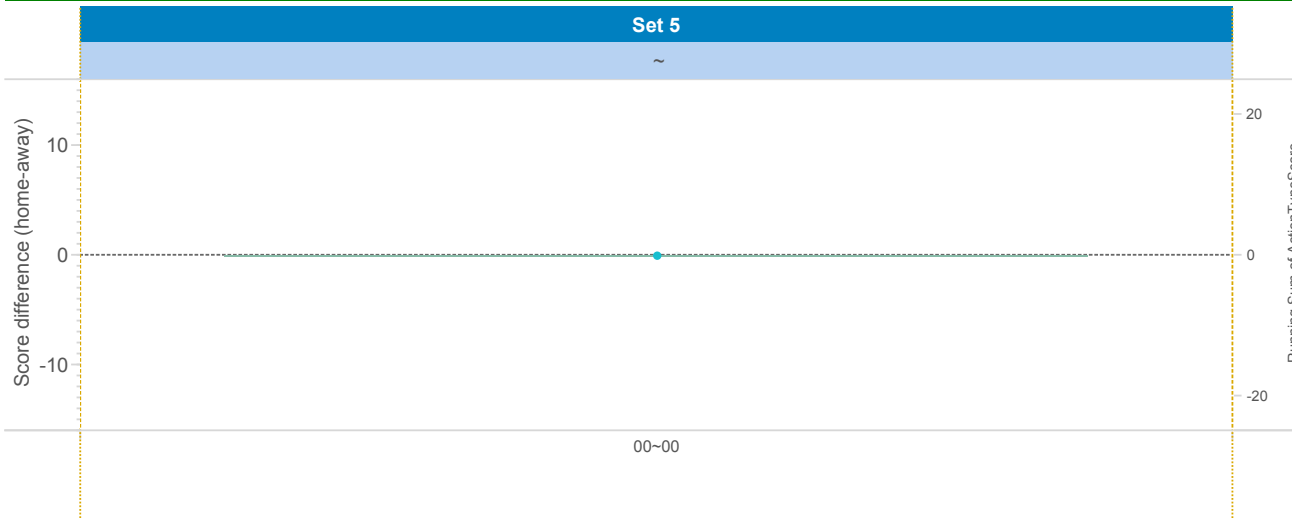
DATA

BelgiumVolleyStats.be
By Marnix Acar

© Trainerstuff.be
By Wouter Laroy

VIZ

(20150228) ROE ~ HAA (3 ~ 1)
Set analysis - Set 5



TEAM_NAME

ROE

UPPER LEFT:

+1: A# - B# - S# -1: A=, A/, B=, B/, S=, R=, D=, F=, S=

LOWER LEFT:

TOI = Team of Interest = Team analyzed OPP = Opponent
XXXServe = who served XXXSCORE = who got the point

LOWER RIGHT:

Attack sorted on #SCORE

Attacking skills

		Count of SKILL	#SCORE	#SCORE%	NOSCORE	NOSCORE%	=SCORE	=SCORE%	EFF	
18	Sybers	HAA	43	15	35%	17	40%	11	26%	9%
2	TUERLINCKX	ROE	28	14	50%	12	43%	2	7%	43%
8	VERHANNEMAN	ROE	26	12	46%	11	42%	3	12%	35%
6	Van Assche	HAA	24	9	38%	12	50%	3	13%	25%
15	ROUSSEAUX	ROE	19	8	42%	9	47%	2	11%	32%
13	Steenhouwer	HAA	24	7	29%	10	42%	7	29%	0%
3	Paulides	ROE	7	5	71%	1	14%	1	14%	57%
5	COOLMAN	ROE	9	5	56%	2	22%	2	22%	33%
9	VAN DE VELDE	ROE	7	5	71%	1	14%	1	14%	57%
2	Huysegoms	HAA	11	4	36%	3	27%	4	36%	0%
1	Tormans	HAA	7	2	29%	3	43%	2	29%	0%
5	Janssen	HAA	3	2	67%	1	33%	0	0%	67%
10	De Beul	HAA	3	2	67%	0	0%	1	33%	33%
10	Dedeyne	ROE	2	2	100%	0	0%	0	0%	100%
11	CLAES	ROE	2	1	50%	1	50%	0	0%	50%
4	D'HULST	ROE	1	0	0%	1	100%	0	0%	0%
12	Verelst	HAA	1	0	0%	1	100%	0	0%	0%
14	Verspecht	HAA	1	0	0%	1	100%	0	0%	0%



2014-2015

DATA

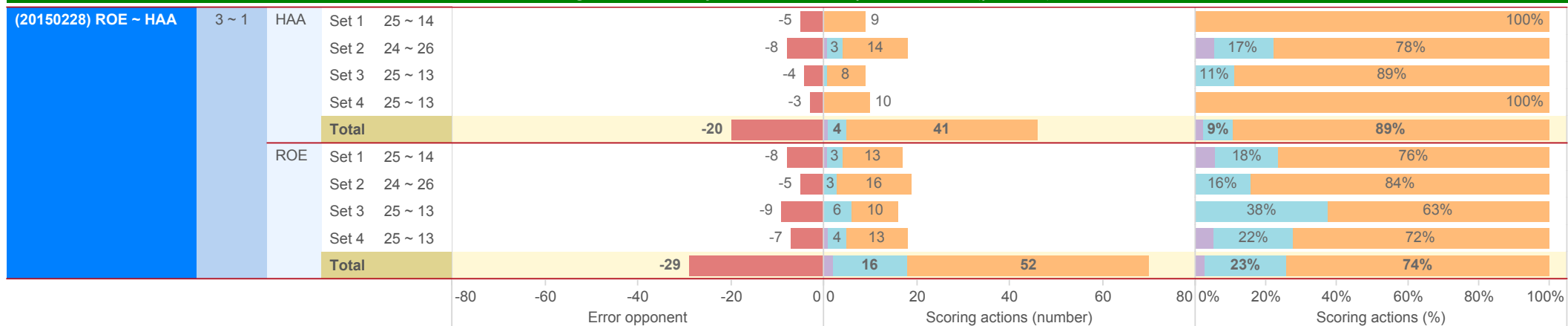
BelgiumVolleyStats.be
By Marnix Acar

© Trainerstuff.be
By Wouter Laroy

VIZ

(20150228) ROE ~ HAA (3 ~ 1)

Scoring Actions Analyzed: how were points made (per set)



S - Serve B - Block A - Attack



2014-2015

DATA

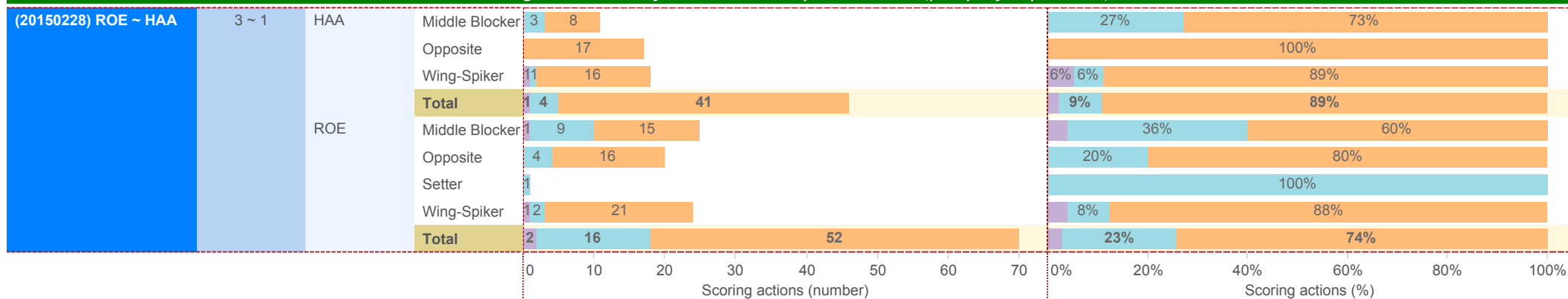
BelgiumVolleyStats.be
By Marnix Acar

© Trainerstuff.be
By Wouter Laroy

VIZ

(20150228) ROE ~ HAA (3 ~ 1)

Scoring Actions Analyzed: how were points made (per player position)





2014-2015

DATA

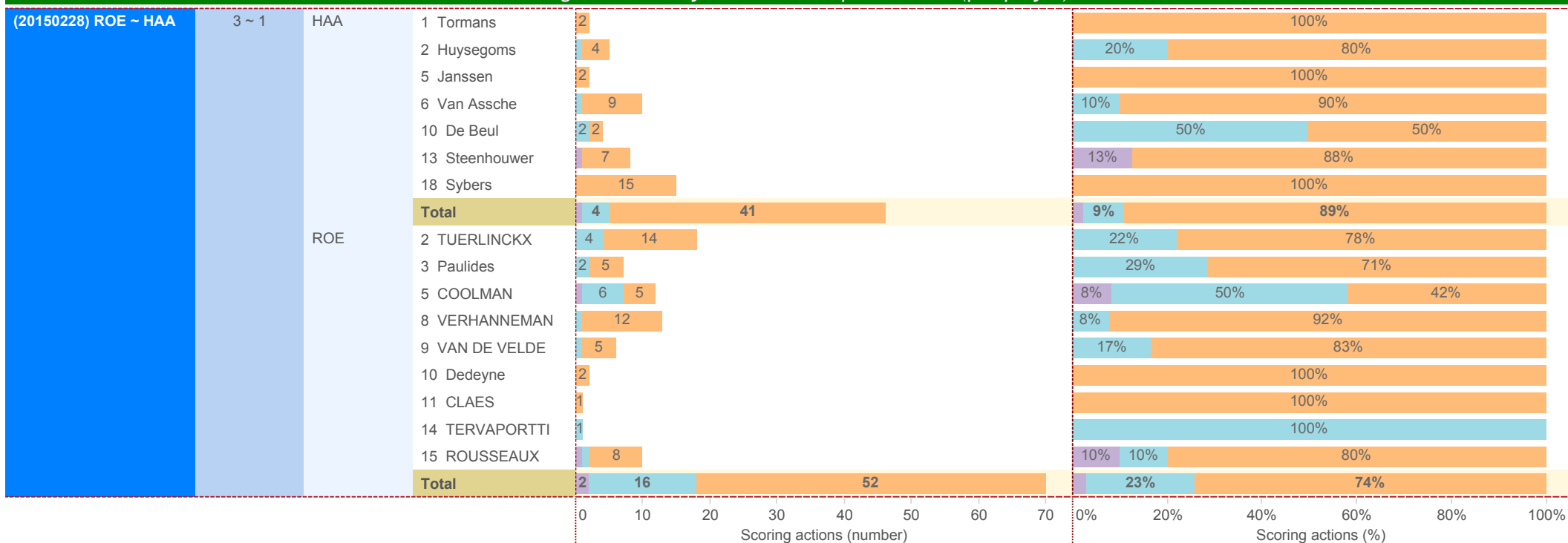
BelgiumVolleyStats.be
By Marnix Acar

© Trainerstuff.be
By Wouter Laroy

VIZ

(20150228) ROE ~ HAA (3 ~ 1)

Scoring Actions Analyzed: how were points made (per player)



S - Serve B - Block A - Attack



2014-2015

DATA

BelgiumVolleyStats.be
By Marnix Acar

© Trainerstuff.be
By Wouter Laroy

VIZ

(20150228) ROE ~ HAA (3 ~ 1)

Skills in detail (per player position): Attack/Block

Category	Team	Position	Game 1							Game 2		Total	Efficiency												
			Count	%	Count	%	Count	%	Count	%	Count			%											
A - Attack	HAA	Middle Blocker	8 (47%)		3 (18%)		1 (12%)		2 (12%)		3 (18%)		17	18%											
		Opposite	17 (34%)		14 (28%)		4 (12%)		2 (4%)		6 (12%)		7 (14%)	50	8%										
		Setter			1 (50%)		1 ()							2	0%										
		Wing-Spiker	16 (33%)		15 (31%)		6 (17%)		1 (2%)		8 (17%)		2 (4%)		48	13%									
		Total	41 (35%)		33 (28%)		12 (14%)		3 (3%)		16 (14%)		12 (10%)		117	11%									
	ROE	Middle Blocker	15 (65%)		4 (17%)				1 (4%)		3 (13%)			23	48%										
		Opposite	16 (53%)		8 (27%)		2 (3%)		2 (7%)		1 (3%)			30	47%										
		Setter			1 (100%)									1	0%										
		Wing-Spiker	21 (45%)		14 (30%)		2 (4%)		5 (11%)		2 (4%)		3 (6%)		47	34%									
		Total	52 (51%)		27 (27%)		4 (4%)		7 (7%)		4 (4%)		7 (7%)		101	41%									
B - Block	HAA	Middle Blocker	3 (27%)						2 (18%)		5 (45%)		1 (9%)	11	-27%										
		Opposite			1 (20%)		1 (60%)				3 (60%)			5	-60%										
		Setter					1 (40%)		2 (40%)		2 (40%)			5	-40%										
		Wing-Spiker	1 (6%)		1 (6%)		2 (56%)		2 (13%)		9 (56%)		1 (6%)	16	-56%										
		Total	4 (11%)		2 (5%)		4 (51%)		6 (16%)		19 (51%)		2 (5%)		37	-46%									
	ROE	Middle Blocker	9 (33%)				6 (19%)		7 (26%)		5 (19%)			27	15%										
		Opposite	4 (31%)				5 (31%)				4 (31%)			13	0%										
		Setter	1 (17%)		1 (17%)				1 (17%)		3 (50%)			6	-33%										
		Wing-Spiker	2 (22%)				1 (33%)		2 (22%)		3 (33%)		1 (11%)	9	-22%										
		Total	16 (29%)		1 (2%)		12 (27%)		10 (18%)		15 (27%)		1 (2%)		55	0%									
			0	50	0	20	40	60	0	10	20	0	5	10	15	0	10	20	0	50	100	150	-100%	0%	100%
			#		+		!		-		/		=							Count of SKILL			EFF		



2014-2015

DATA

BelgiumVolleyStats.be
By Marnix Acar

© Trainerstuff.be
By Wouter Laroy

VIZ

(20150228) ROE ~ HAA (3 ~ 1)

Skills in detail (per player position): Serve/Reception

Skill	Team	Position	Game Lost (HAA)					Game Won (ROE)					Count of SKILL	EFF
			#	+	!	-	/	=	#	+	!	-		
S - Serve	HAA	Middle Blocker	5 (23%)	8 (9%)	2 (9%)	2 (9%)	5 (23%)	22	-23%					
		Opposite	3 (25%)	6 ()	1 (8%)	2 (17%)	12	-17%						
		Setter	1 (9%)	4 ()	6 (55%)	11	0%							
		Wing-Spiker	1 (5%)	2 (9%)	10 (5%)	5 (23%)	1 (5%)	3 (14%)	22	-9%				
		Total	1 (1%)	11 (16%)	28 (4%)	14 (21%)	3 (4%)	10 (15%)	67	-13%				
	ROE	Middle Blocker	1 (3%)	9 (26%)	14 (9%)	3 (9%)	3 (9%)	5 (14%)	35	-11%				
		Opposite	6 (55%)	4 ()	1 (9%)	11	-9%							
		Setter	9 (45%)	10 ()	1 (5%)	20	-5%							
		Wing-Spiker	1 (3%)	4 (13%)	15 ()	7 (22%)	5 (16%)	32	-13%					
		Total	2 (2%)	28 (29%)	43 (3%)	10 (10%)	3 (3%)	12 (12%)	98	-10%				
R - Reception	HAA	Libero	2 (10%)	11 (55%)	2 ()	5 (25%)	20	0%						
		Middle Blocker	1 (100%)	1	0%									
		Wing-Spiker	8 (12%)	32 (49%)	1 (5%)	19 (29%)	3 (5%)	2 (3%)	65	-3%				
		Total	10 (12%)	43 (50%)	3 (3%)	25 (29%)	3 (3%)	2 (2%)	86	-2%				
	ROE	Libero	6 (75%)	1 (13%)	1 (13%)	8	-13%							
		Middle Blocker	1 (100%)	1	0%									
		Wing-Spiker	14 (29%)	21 (44%)	11 (23%)	2 (4%)	48	0%						
		Total	14 (25%)	28 (49%)	11 (19%)	3 (5%)	1 (2%)	57	-2%					



2014-2015

DATA

BelgiumVolleyStats.be
By Marnix Acar

© Trainerstuff.be
By Wouter Laroy

VIZ

(20150228) ROE ~ HAA (3 ~ 1)

Skills in detail (per player): Attack

A - Attack	HAA	(20150228) ROE ~ HAA (3 ~ 1)										Count of SKILL	EFF	
		#	+	!	-	/	=	#	+	!	-			/
		1 Tormans	2 (29%)	2 (29%)	1 (14%)		1 (14%)	1 (14%)	7	0%				
		2 Huysegoms	4 (36%)	2 (18%)	1 (18%)		2 (18%)	2 (18%)	11	0%				
		5 Janssen	2 (67%)	1 (33%)					3	67%				
		6 Van Assche	9 (38%)	7 (29%)	4 (8%)	1 (4%)	2 (8%)	1 (4%)	24	25%				
		10 De Beul	2 (67%)					1 (33%)	3	33%				
		12 Verelst		1 (100%)					1	0%				
		13 Steenhouwer	7 (29%)	8 (33%)	2 (25%)		6 (25%)	1 (4%)	24	0%				
		14 Verspecht			1 ()				1	0%				
		18 Sybers	15 (35%)	12 (28%)	3 (12%)	2 (5%)	5 (12%)	6 (14%)	43	9%				
		Total	41 (35%)	33 (28%)	12 (14%)	3 (3%)	16 (14%)	12 (10%)	117	11%				
	ROE	2 TUERLINCKX	14 (50%)	8 (29%)	2 (4%)	2 (7%)	1 (4%)	1 (4%)	28	43%				
		3 Paulides	5 (71%)	1 (14%)				1 (14%)	7	57%				
		4 D'HULST		1 (100%)					1	0%				
		5 COOLMAN	5 (56%)	2 (22%)			1 (11%)	1 (11%)	9	33%				
		8 VERHANNEMAN	12 (46%)	7 (27%)	1 (4%)	3 (12%)	1 (4%)	2 (8%)	26	35%				
		9 VAN DE VELDE	5 (71%)	1 (14%)				1 (14%)	7	57%				
		10 Dedeyne	2 (100%)						2	100%				
		11 CLAES	1 (50%)			1 (50%)			2	50%				
		15 ROUSSEAU	8 (42%)	7 (37%)	1 (5%)	1 (5%)	1 (5%)	1 (5%)	19	32%				
		Total	52 (51%)	27 (27%)	4 (4%)	7 (7%)	4 (4%)	7 (7%)	101	41%				
			#	+	!	-	/	=						



2014-2015

DATA

BelgiumVolleyStats.be
By Marnix Acar

© Trainerstuff.be
By Wouter Laroy

VIZ

(20150228) ROE ~ HAA (3 ~ 1)

Skills in detail (per player): Block

B - Block	HAA	Player	Game Outcome						Count of SKILL	EFF
			#	+	!	-	/	=		
		1 Tormans						2 (100%)	2	-100%
		2 Huysegoms	1 (33%)					1 (33%)	3	-33%
		5 Janssen						1 (100%)	1	-100%
		6 Van Assche	1 (11%)	1 (11%)	2 (44%)	1 (11%)	4 (44%)		9	-33%
		10 De Beul	2 (29%)			2 (29%)	3 (43%)		7	-14%
		12 Verelst				1 (33%)	2 (67%)		3	-67%
		13 Steenhouwer				1 (14%)	5 (71%)	1 (14%)	7	-86%
		14 Verspecht			1 ()	1 (50%)			2	0%
		18 Sybers		1 (33%)	1 (33%)		1 (33%)		3	-33%
		Total	4 (11%)	2 (5%)	4 (51%)	6 (16%)	19 (51%)	2 (5%)	37	-46%
	ROE	2 TUERLINCKX	4 (31%)		5 (31%)		4 (31%)		13	0%
		3 Paulides	2 (25%)		4 (25%)		2 (25%)		8	0%
		4 D'HULST					1 (100%)		1	-100%
		5 COOLMAN	6 (43%)			6 (43%)	2 (14%)		14	29%
		8 VERHANNEMAN	1 (33%)		1 (33%)		1 (33%)		3	0%
		9 VAN DE VELDE	1 (20%)		2 (20%)	1 (20%)	1 (20%)		5	0%
		14 TERVAPORTTI	1 (20%)	1 (20%)		1 (20%)	2 (40%)		5	-20%
		15 ROUSSEAUX	1 (17%)			2 (33%)	2 (33%)	1 (17%)	6	-33%
		Total	16 (29%)	1 (2%)	12 (27%)	10 (18%)	15 (27%)	1 (2%)	55	0%
			#	+	!	-	/	=	Count of SKILL	EFF

■ GAME LOST ■ GAME WON



2014-2015

DATA

BelgiumVolleyStats.be
By Marnix Acar

© Trainerstuff.be
By Wouter Laroy

VIZ

(20150228) ROE ~ HAA (3 ~ 1)
Skills in detail (per player): Serve

S - Serve	HAA	Player	Game Outcome						Count of SKILL	EFF
			#	+	!	-	/	=		
		1 Tormans			2 ()				2	0%
		2 Huysegoms		4 (36%)	3 (9%)		1 (9%)	3 (27%)	11	-27%
		5 Janssen			1 ()	1 (33%)		1 (33%)	3	-33%
		6 Van Assche		2 (22%)	6 ()			1 (11%)	9	-11%
		10 De Beul		1 (13%)	4 (13%)	1 (13%)	1 (13%)	1 (13%)	8	-13%
		12 Verelst		1 (11%)	2 ()	6 (67%)			9	0%
		13 Steenhouwer	1 (8%)		4 (8%)	5 (38%)	1 (8%)	2 (15%)	13	-8%
		14 Verspecht			2 ()				2	0%
		18 Sybers		3 (30%)	4 ()	1 (10%)		2 (20%)	10	-20%
		Total	1 (1%)	11 (16%)	28 (4%)	14 (21%)	3 (4%)	10 (15%)	67	-13%
	ROE	2 TUERLINCKX		6 (60%)	4 ()				10	0%
		3 Paulides			2 (17%)		1 (17%)	3 (50%)	6	-50%
		4 D'HULST		7 (47%)	8 ()				15	0%
		5 COOLMAN	1 (4%)	8 (33%)	9 (8%)	3 (13%)	2 (8%)	1 (4%)	24	0%
		8 VERHANNEMAN		1 (8%)	4 ()	3 (25%)		4 (33%)	12	-33%
		9 VAN DE VELDE		1 (20%)	3 ()			1 (20%)	5	-20%
		10 Dedeyne						1 (100%)	1	-100%
		11 CLAES		1 (100%)					1	0%
		14 TERVAPORTTI		2 (40%)	2 ()			1 (20%)	5	-20%
		15 ROUSSEAU	1 (5%)	2 (11%)	11 ()	4 (21%)		1 (5%)	19	0%
		Total	2 (2%)	28 (29%)	43 (3%)	10 (10%)	3 (3%)	12 (12%)	98	-10%
			#	+	!	-	/	=	Count of SKILL	EFF



2014-2015

DATA

BelgiumVolleyStats.be
By Marnix Acar

© Trainerstuff.be
By Wouter Laroy

VIZ

(20150228) ROE ~ HAA (3 ~ 1)
Skills in detail (per player): Reception

R - Reception	Player	Game Lost (Red)						Game Won (Green)	
		#	+	!	-	/	=	Count of SKILL	EFF
R - Reception	HAA								
	6 Van Assche	4 (11%)	21 (57%)		8 (22%)	2 (5%)	2 (5%)	37	-5%
	10 De Beul				1 (100%)			1	0%
	11 Van Reeth	2 (10%)	11 (55%)	2 ()	5 (25%)			20	0%
	13 Steenhouver	4 (14%)	11 (39%)	1 (4%)	11 (39%)	1 (4%)		28	0%
	Total	10 (12%)	43 (50%)	3 (3%)	25 (29%)	3 (3%)	2 (2%)	86	-2%
	ROE								
	6 DEJONCKHEERE		6 (75%)			1 (13%)	1 (13%)	8	-13%
	8 VERHANNEMAN	8 (42%)	7 (37%)		3 (16%)	1 (5%)		19	0%
	9 VAN DE VELDE		1 (100%)					1	0%
11 CLAES				1 (100%)			1	0%	
15 ROUSSEAU	6 (21%)	14 (50%)		7 (25%)	1 (4%)		28	0%	
Total	14 (25%)	28 (49%)		11 (19%)	3 (5%)	1 (2%)	57	-2%	
		#	+	!	-	/	=	Count of SKILL	EFF