



2014-2015

DATA

BelgiumVolleyStats.be
By Marnix Acar

© Trainerstuff.be
By Wouter Laroy

VIZ

Scouting data provided by: Marnix Acar - www.BelgiumVolleyStats.be

Data processing and vizualization: Wouter Laroy - www.trainerstuff.be

Questions/Remarks/Suggestions: info@belgiumvolleystats.be - wouterstrainerstuff@gmail.com

		(20150228) PUU ~ MEN				Grand Total								
		1 ~ 3												
		Set 1	Set 2	Set 3	Set 4									
		29 ~ 27	16 ~ 25	17 ~ 25	17 ~ 25									
MEN	1 VAN HAARLEM	Setter	33	24	24	27	75	33						
	3 SINNESAEEL	Middle Blocker	15	10	13	8	31	15						
	4 Radovic	Middle Blocker	10	14	8	7	29	10						
	5 Martinez Gion	Wing-Spiker	22	23	14	26	63	22						
	6 LEMAY	Libero	9	5	3	3	11	9						
	7 Louati	Wing-Spiker	26	17	21	18	56	26						
	10 COX	Opposite	18	20	9	16	45	18						
	11 DELANGHE	Middle Blocker			1		1							
14 COSEMANS	Setter	2				2								
PUU	1 Stoev	Wing-Spiker		12	15			27						
	2 KRUYNER	Setter	28	22	30	22	28	74						
	4 COLSON	Wing-Spiker	19	17	3	17	19	37						
	5 KOEKELKORE...	Middle Blocker	25	14	24	27	25	65						
	6 Chalakov	Middle Blocker	13	7	7	4	13	18						
	7 Kvalen	Opposite	20	14	11	17	20	42						
	9 Mijatovic	Middle Blocker	1	1	8	7	16							
	10 DE BONT	Libero	10	4	3	11	10	18						
	11 Nagy	Middle Blocker	6	11		4	6	15						
			0	50	100	0	50	100	0	50	100	0	50	100
			Number of recorded actions		Number of recorded actions		Number of recorded actions		Number of recorded actions		Number of recorded actions		Number of recorded actions	

■ SET WON ■ SET LOST



2014-2015

DATA

BelgiumVolleyStats.be
By Marnix Acar

© Trainerstuff.be
By Wouter Laroy

VIZ

(20150228) PUU ~ MEN (1 ~ 3)
Game analysis

TOI	ScoringActi..	TOIServe						OPPServe							
		TOISCORE			OPPSCORE			Total	TOISCORE			OPPSCORE			Total
		TOI	OPP	Total	TOI	OPP	Total		TOI	OPP	Total	TOI	OPP	Total	
MEN	A#	15		15		41	41	56	46		46		3	3	49
	S#	15		15				15					4	4	4
	A=		7	7	3		3	10		1	1	8		8	9
	A\		6	6	2		2	8		2	2	5		5	7
	S=				11		11	11		7	7			7	7
	E=		1	1				1				1		1	1
	F=									1	1	1		1	2
	D=									1	1			1	1
	Total	30	14	44	16	41	57	101	46	12	58	15	7	22	80
PUU	A#	3		3		46	46	49	41		41		15	15	56
	S#	4		4				4					15	15	15
	A=		8	8	1		1	9		3	3	7		7	10
	A\		5	5	2		2	7		2	2	6		6	8
	S=				7		7	7		11	11			6	11
	E=		1	1				1				1		1	1
	F=		1	1	1		1	2							
	D=				1		1	1							
	Total	7	15	22	12	46	58	80	41	16	57	14	30	44	101

Attack

		Count of SKILL	%SCORE	%SCORE	EFF
9 Mijatovic	PUU	1	100%	0%	100%
4 Radovic	MEN	10	70%	10%	60%
2 KRUYNER	PUU	3	67%	0%	67%
6 Chalakov	PUU	6	67%	17%	50%
7 Kvalen	PUU	35	57%	17%	40%
10 COX	MEN	34	56%	21%	35%
7 Louati	MEN	38	55%	18%	37%
3 SINNESAEEL	MEN	13	54%	0%	54%
1 Stoev	PUU	6	50%	33%	17%
1 VAN HAARLEM	MEN	2	50%	0%	50%
5 Martinez Gion	MEN	15	47%	20%	27%
5 KOEKELKOREN	PUU	31	32%	13%	19%
4 COLSON	PUU	14	29%	14%	14%
11 Nagy	PUU	4	0%	25%	-25%

Block

		Count of SKILL	#
3 SINNESAEEL	MEN	14	4
1 VAN HAARLEM	MEN	7	2
4 Radovic	MEN	10	2
5 KOEKELKOREN	PUU	3	2
6 Chalakov	PUU	7	2
2 KRUYNER	PUU	9	1
4 COLSON	PUU	2	1
11 Nagy	PUU	3	1
1 Stoev	PUU	1	
5 Martinez Gion	MEN	3	
7 Kvalen	PUU	3	
7 Louati	MEN	3	
9 Mijatovic	PUU	7	
10 COX	MEN	7	

Serve

		Count of SKILL	%	%
1 VAN HAARLEM	MEN	26	23%	
10 COX	MEN	14	21%	21%
5 Martinez Gion	MEN	15	20%	7%
6 Chalakov	PUU	12	17%	8%
7 Louati	MEN	13	15%	31%
5 KOEKELKOREN	PUU	10	10%	
2 KRUYNER	PUU	15	7%	7%
3 SINNESAEEL	MEN	17	6%	6%
1 Stoev	PUU	3		33%
4 COLSON	PUU	12		17%
4 Radovic	MEN	15		13%
7 Kvalen	PUU	11		9%
9 Mijatovic	PUU	8		
11 DELANGHE	MEN	1		
11 Nagy	PUU	9		11%

Reception

		Count of SKILL	%	%	%
6 Chalakov	PUU	2	50%	50%	
6 LEMAY	MEN	9	22%	33%	11%
5 Martinez Gion	MEN	43	21%	35%	5%
7 Louati	MEN	20	15%	50%	5%
10 DE BONT	PUU	17	12%	41%	18%
1 Stoev	PUU	13	8%	23%	15%
5 KOEKELKOREN	PUU	43	7%	28%	19%
4 COLSON	PUU	15	7%	53%	13%
3 SINNESAEEL	MEN	1			

UPPER:

TOI = Team of Interest = Team analyzed OPP = Opponent
 XXXServe = who served XXXSCORE = who got the point



2014-2015

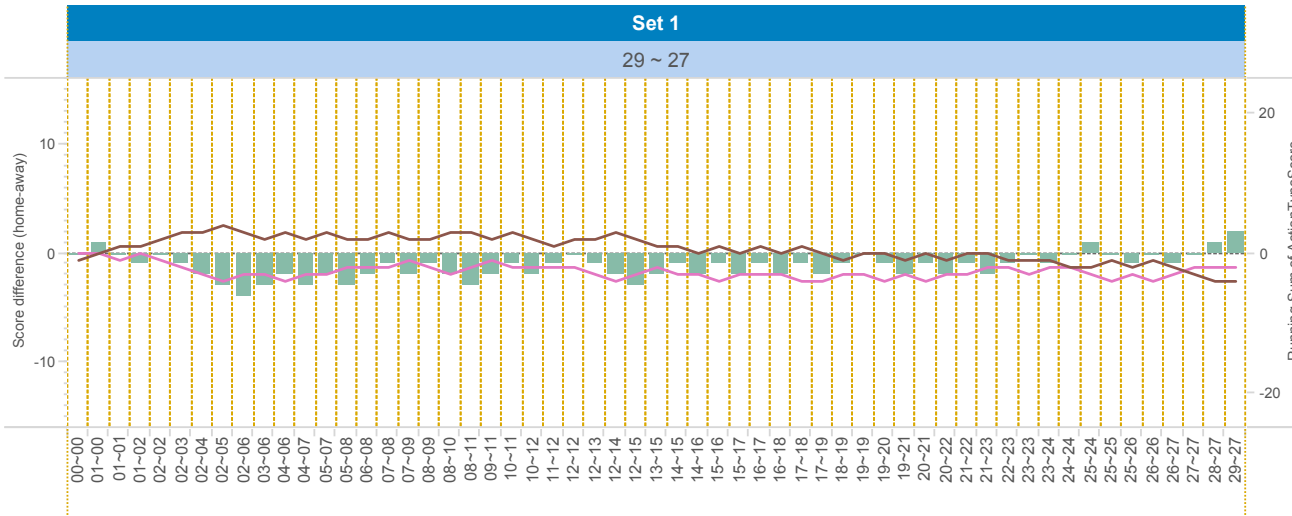
DATA

BelgiumVolleyStats.be
By Marnix Acar

© Trainerstuff.be
By Wouter laroy

VIZ

(20150228) PUU ~ MEN (1 ~ 3)
Set analysis - Set 1



TEAM_NAME

- MEN
- PUU

UPPER LEFT:

+1: A# - B# - S# -1: A=, A/, B=, B/, S=, R=, D=, F=, S=

LOWER LEFT:

TOI = Team of Interest = Team analyzed OPP = Opponent
XXXServe = who served XXXSCORE = who got the point

LOWER RIGHT:

Attack sorted on #SCORE

		Set 1													
		TOIServe						OPPServe							
		TOIScore			OPPScore			Total	TOIScore			OPPScore			Total
TOI	Scorin..	TOI	OPP	Total	TOI	OPP	Total		TOI	OPP	Total	TOI	OPP	Total	
MEN	A#	2		2		13	13	15	14		14			14	
	S#	4		4			4					1	1	1	
	A=		3	3	3	3	6				4		4	4	
	A/				1	1	1				3		3	3	
	S=					2	2			3	3			3	
	E=									1	1			1	
	F=									1	1	1		2	
	Total	6	3	9	6	13	19	28	14	4	18	9	1	10	28
PUU	A#					14	14	14	13		13		2	2	15
	S#	1		1			1					4	4	4	
	A=		4	4			4			3	3			6	
	A/		3	3			3			1	1			1	
	S=					3	3	3			2	2		2	
	E=		1	1			1								
	F=		1	1		1	1	2							
	Total	1	9	10	4	14	18	28	13	6	19	3	6	9	28

Attacking skills

		Count of SKILL	#SCORE	#SCORE%	NOSCORE	NOSCORE%	=SCORE	=SCORE%	EFF	
7	Kvalen	PUU	11	7	64%	2	18%	2	18%	45%
7	Louati	MEN	13	6	46%	3	23%	4	31%	15%
5	KOEKELKOREN	PUU	7	4	57%	3	43%	0	0%	57%
10	COX	MEN	11	4	36%	2	18%	5	45%	-9%
3	SINNESAEEL	MEN	4	3	75%	1	25%	0	0%	75%
5	Martinez Gion	MEN	3	2	67%	0	0%	1	33%	33%
4	COLSON	PUU	3	1	33%	2	67%	0	0%	33%
4	Radovic	MEN	3	1	33%	1	33%	1	33%	0%
6	Chalakov	PUU	3	1	33%	1	33%	1	33%	0%



2014-2015

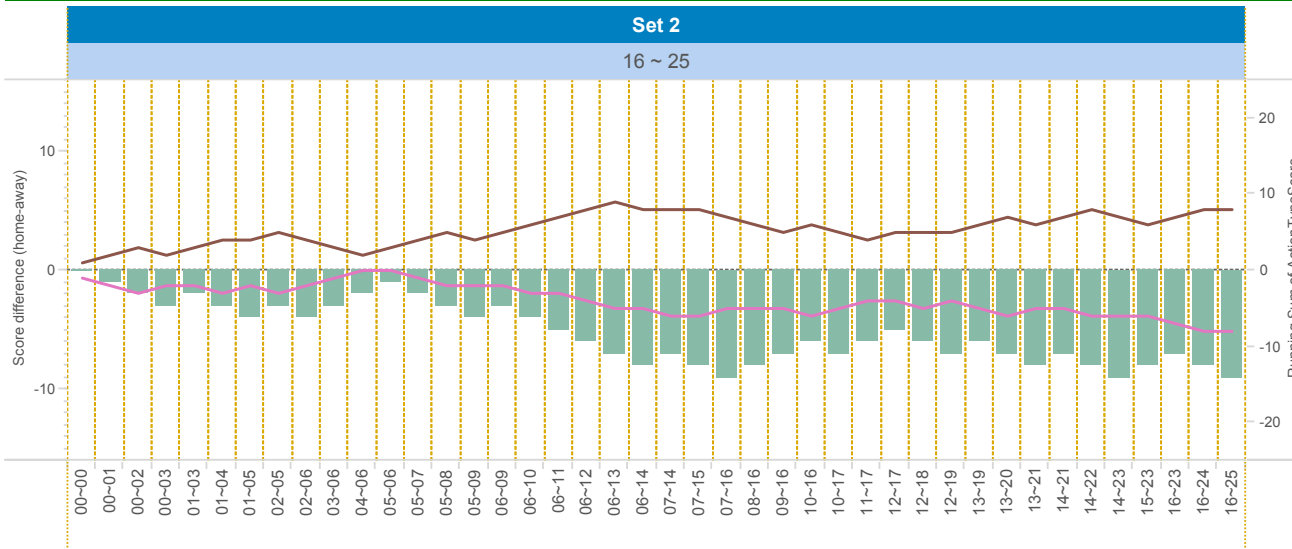
DATA

BelgiumVolleyStats.be
By Marnix Acar

© Trainerstuff.be
By Wouter Laroy

ZIV

(20150228) PUU ~ MEN (1 ~ 3)
Set analysis - Set 2



TEAM_NAME

MEN

PUU

UPPER LEFT:

+1: A# - B# - S# -1: A=, A/, B=, B/, S=, R=, D=, F=, S=

LOWER LEFT:

TOI = Team of Interest = Team analyzed OPP = Opponent
XXXServe = who served XXXSCORE = who got the point

LOWER RIGHT:

Attack sorted on #SCORE

Attacking skills

		Set 2													
		TOIServe						OPPServe							
		TOIScore			OPPScore			Total	TOIScore			OPPScore			Total
TOI	Scorin..	TOI	OPP	Total	TOI	OPP	Total	TOI	OPP	Total	TOI	OPP	Total	Total	
MEN	A#	5		5		7	7	12	9		9		1	1	10
	S#	4		4				4				1	1	3	
	A=		1	1				1			3		3	1	
	A/		3	3				3			1		1	1	
	S=				3		3	3		1	1			1	
	E=		1	1				1							
	D=								1	1					1
	Total	9	5	14	3	7	10	24	9	2	11	4	2	6	17
PUU	A#	1		1		9	9	10	7		7		5	5	12
	S#	1		1				1				4	4	4	
	A=		3	3				3			1		1	1	
	A/		1	1				1			3		3	3	
	S=				1		1	1		3	3			3	
	E=											1		1	
	D=					1	1	1						1	
	Total	2	4	6	2	9	11	17	7	3	10	5	9	14	24

		Count of SKILL	#SCORE	#SCORE%	NOSCORE	NOSCORE%	=SCORE	=SCORE%	EFF	
7	Louati	MEN	10	6	60%	3	30%	1	10%	50%
10	COX	MEN	9	4	44%	3	33%	2	22%	22%
7	Kvalen	PUU	6	3	50%	3	50%	0	0%	50%
1	Stoev	PUU	3	2	67%	0	0%	1	33%	33%
4	Radovic	MEN	3	2	67%	1	33%	0	0%	67%
1	VAN HAARLEM	MEN	1	1	100%	0	0%	0	0%	100%
3	SINNESAEEL	MEN	3	1	33%	2	67%	0	0%	33%
4	COLSON	PUU	7	1	14%	4	57%	2	29%	-14%
5	KOEKELKOREN	PUU	5	1	20%	4	80%	0	0%	20%
5	Martinez Gion	MEN	5	1	20%	3	60%	1	20%	0%
6	Chalakov	PUU	1	1	100%	0	0%	0	0%	100%
11	Nagy	PUU	2	0	0%	1	50%	1	50%	-50%



2014-2015

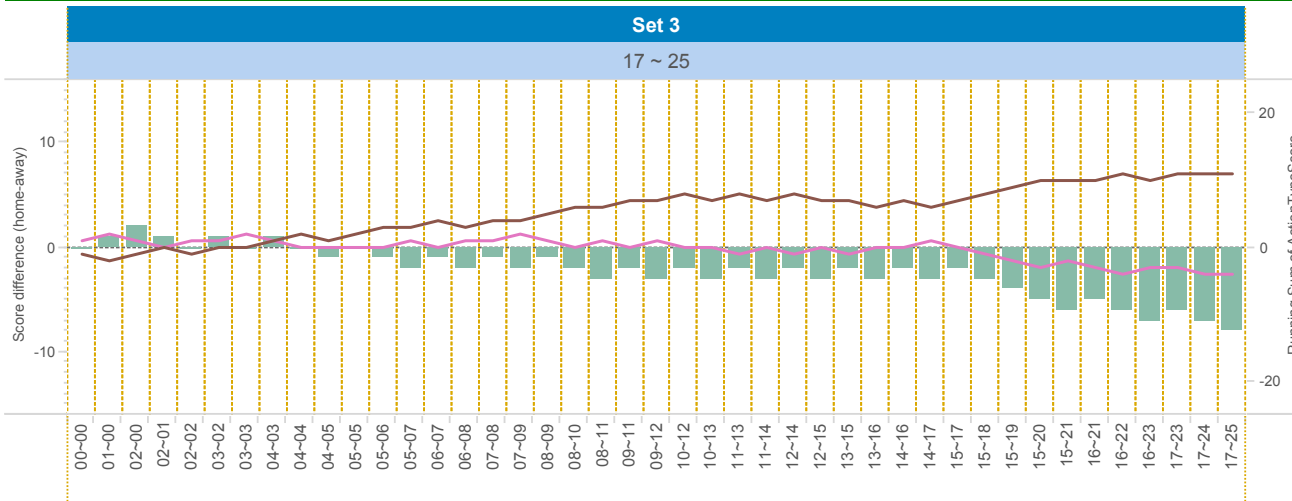
DATA

BelgiumVolleyStats.be
By Marnix Acar

© Trainerstuff.be
By Wouter Laroy

ZIV

(20150228) PUU ~ MEN (1 ~ 3)
Set analysis - Set 3



TEAM_NAME

- MEN
- PUU

UPPER LEFT:

+1: A# - B# - S# -1: A=, A/, B=, B/, S=, R=, D=, F=, S=

LOWER LEFT:

TOI = Team of Interest = Team analyzed OPP = Opponent
XXXServe = who served XXXSCORE = who got the point

LOWER RIGHT:

Attack sorted on #SCORE

		Set 3															
		TOIServe							OPPServe								
		TOIScore			OPPScore				Total	TOIScore			OPPScore				Total
TOI	Scorin..	TOI	OPP	Total	TOI	OPP	Total	TOI		OPP	Total	TOI	OPP	Total	Total		
MEN	A#	2		2		14	14	16	13		13				13		
	S#	4		4				4					1	1	1		
	A=		1	1				1		1					1		
	A/		2	2				2		1					1		
	S=				2		2	2		1	1				1		
	Total		6	3	9	2	14	16	25	13	3	16		1	1	17	
PUU	A#					13	13	13	14		14		2	2	16		
	S#	1		1				1				4	4	4			
	A=				1		1	1				1	1	1			
	A/				1		1	1				2	2	2			
	S=				1		1	1		2	2				2		
	Total		1		1	3	13	16	17	14	2	16	3	6	9	25	

Attacking skills

		Count of SKILL	#SCORE	#SCORE%	NOSCORE	NOSCORE%	=SCORE	=SCORE%	EFF
5 KOEKELKOREN	PUU	11	5	45%	4	36%	2	18%	27%
7 Louati	MEN	7	5	71%	2	29%	0	0%	71%
7 Kvalen	PUU	6	4	67%	0	0%	2	33%	33%
5 Martinez Gion	MEN	3	3	100%	0	0%	0	0%	100%
10 COX	MEN	5	3	60%	2	40%	0	0%	60%
3 SINNESAEEL	MEN	4	2	50%	2	50%	0	0%	50%
4 Radovic	MEN	2	2	100%	0	0%	0	0%	100%
6 Chalakov	PUU	2	2	100%	0	0%	0	0%	100%
1 Stoev	PUU	3	1	33%	1	33%	1	33%	0%
2 KRUYNER	PUU	1	1	100%	0	0%	0	0%	100%
9 Mijatovic	PUU	1	1	100%	0	0%	0	0%	100%



2014-2015

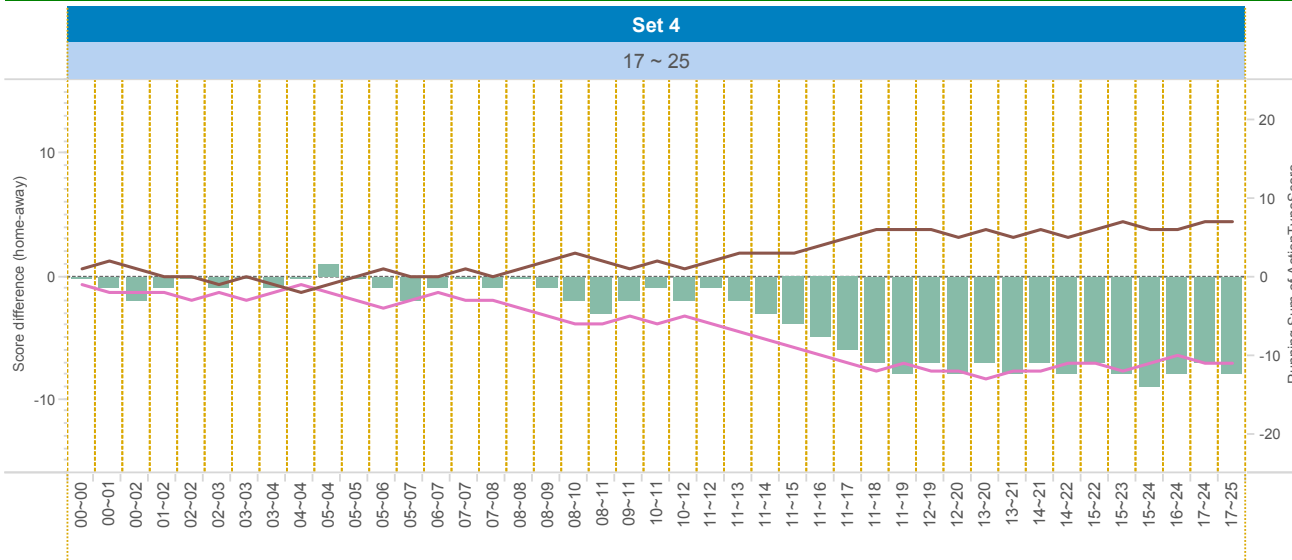
DATA

BelgiumVolleyStats.be
By Marnix Acar

© Trainerstuff.be
By Wouter Laroy

ZIV

(20150228) PUU ~ MEN (1 ~ 3)
Set analysis - Set 4



TEAM_NAME

- MEN
- PUU

UPPER LEFT:

+1: A# - B# - S# -1: A=, A/, B=, B/, S=, R=, D=, F=, S=

LOWER LEFT:

TOI = Team of Interest = Team analyzed OPP = Opponent
XXXServe = who served XXXSCORE = who got the point

LOWER RIGHT:

Attack sorted on #SCORE

Attacking skills

		Set 4													
		TOIServe						OPPServe							
		TOISCORE		OPPSCORE		Total	TOISCORE		OPPSCORE		Total	Total			
TOI	Scorin..	TOI	OPP	Total	TOI	OPP	Total	TOI	OPP	Total	TOI	OPP	Total		
MEN	A#	6		6		7	7	13			10		10		
	S#	3		3				3				1	1		
	A=		2	2				2			1		1		
	A/		1	1		1	1	2		1	1		2		
	S=					4	4	4		2	2		2		
	Total		9	3	12	5	7	12	24	10	3	13	2	3	5
PUU	A#	2		2		10	10	12			7		7		
	S#	1		1				1				3	3		
	A=		1	1				1			2		2		
	A/		1	1		1	1	2		1	1		2		
	S=					2	2	2		4	4		4		
	Total		3	2	5	3	10	13	18	7	5	12	3	9	12

		Count of SKILL	#SCORE	#SCORE%	NOSCORE	NOSCORE%	=SCORE	=SCORE%	EFF	
10	COX	MEN	9	8	89%	1	11%	0	0%	89%
7	Kvalen	PUU	12	6	50%	4	33%	2	17%	33%
7	Louati	MEN	8	4	50%	2	25%	2	25%	25%
4	COLSON	PUU	4	2	50%	2	50%	0	0%	50%
4	Radovic	MEN	2	2	100%	0	0%	0	0%	100%
2	KRUYNER	PUU	2	1	50%	1	50%	0	0%	50%
3	SINNESAEEL	MEN	2	1	50%	1	50%	0	0%	50%
5	Martinez Gion	MEN	4	1	25%	2	50%	1	25%	0%
1	VAN HAARLEM	MEN	1	0	0%	1	100%	0	0%	0%
5	KOEKELKOREN	PUU	8	0	0%	6	75%	2	25%	-25%
11	Nagy	PUU	2	0	0%	2	100%	0	0%	0%



2014-2015

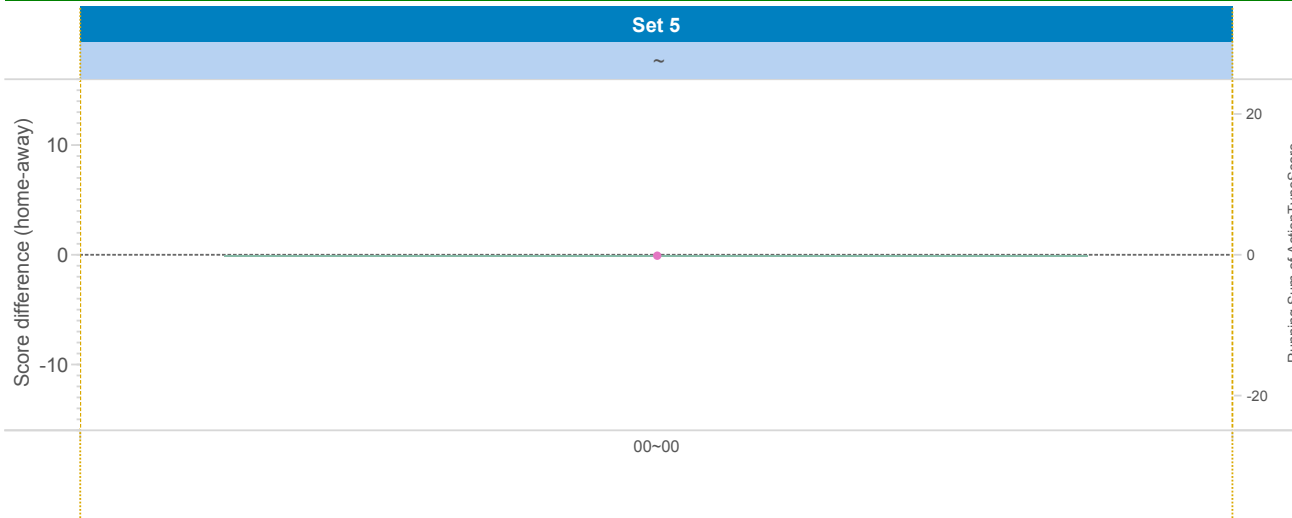
DATA

BelgiumVolleyStats.be
By Marnix Acar

© Trainerstuff.be
By Wouter Laroy

VIZ

(20150228) PUU ~ MEN (1 ~ 3)
Set analysis - Set 5



TEAM_NAME

PUU

UPPER LEFT:

+1: A# - B# - S# -1: A=, A/, B=, B/, S=, R=, D=, F=, S=

LOWER LEFT:

TOI = Team of Interest = Team analyzed OPP = Opponent
XXXServe = who served XXXSCORE = who got the point

LOWER RIGHT:

Attack sorted on #SCORE

Attacking skills

		Count of SKILL	#SCORE	#SCORE%	NOSCORE	NOSCORE%	=SCORE	=SCORE%	EFF
7 Louati	MEN	38	21	55%	10	26%	7	18%	37%
7 Kvalen	PUU	35	20	57%	9	26%	6	17%	40%
10 COX	MEN	34	19	56%	8	24%	7	21%	35%
5 KOEKLKOREN	PUU	31	10	32%	17	55%	4	13%	19%
3 SINNESAEAL	MEN	13	7	54%	6	46%	0	0%	54%
4 Radovic	MEN	10	7	70%	2	20%	1	10%	60%
5 Martinez Gion	MEN	15	7	47%	5	33%	3	20%	27%
4 COLSON	PUU	14	4	29%	8	57%	2	14%	14%
6 Chalakov	PUU	6	4	67%	1	17%	1	17%	50%
1 Stoev	PUU	6	3	50%	1	17%	2	33%	17%
2 KRUYNER	PUU	3	2	67%	1	33%	0	0%	67%
1 VAN HAARLEM	MEN	2	1	50%	1	50%	0	0%	50%
9 Mijatovic	PUU	1	1	100%	0	0%	0	0%	100%
11 Nagy	PUU	4	0	0%	3	75%	1	25%	-25%



2014-2015

DATA

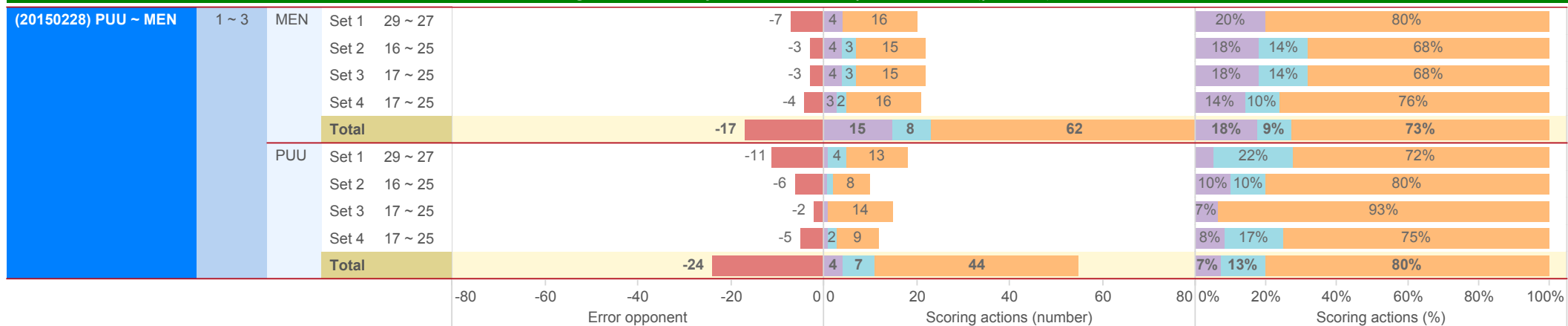
BelgiumVolleyStats.be
By Marnix Acar

© Trainerstuff.be
By Wouter Laroy

VIZ

(20150228) PUU ~ MEN (1 ~ 3)

Scoring Actions Analyzed: how were points made (per set)



S - Serve B - Block A - Attack



2014-2015

DATA

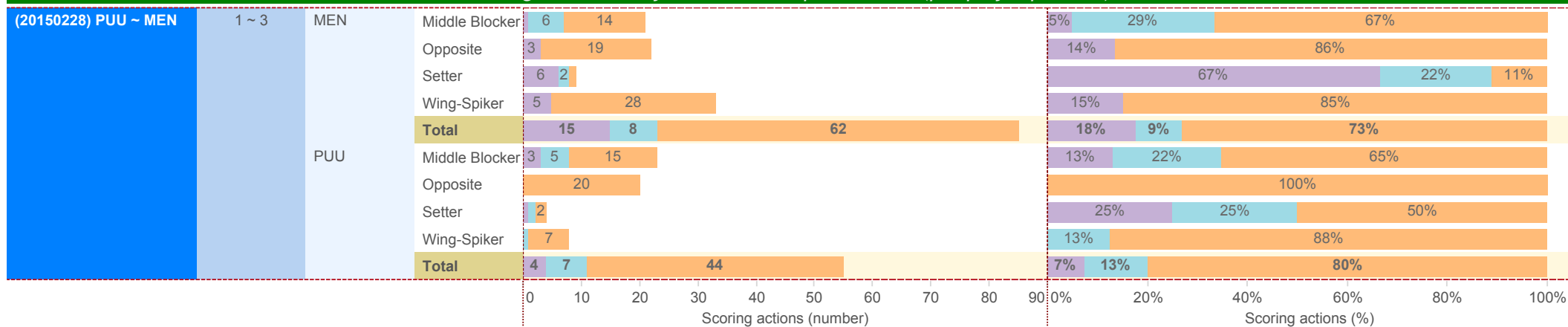
BelgiumVolleyStats.be
By Marnix Acar

© Trainerstuff.be
By Wouter Laroy

VIZ

(20150228) PUU ~ MEN (1 ~ 3)

Scoring Actions Analyzed: how were points made (per player position)





2014-2015

DATA

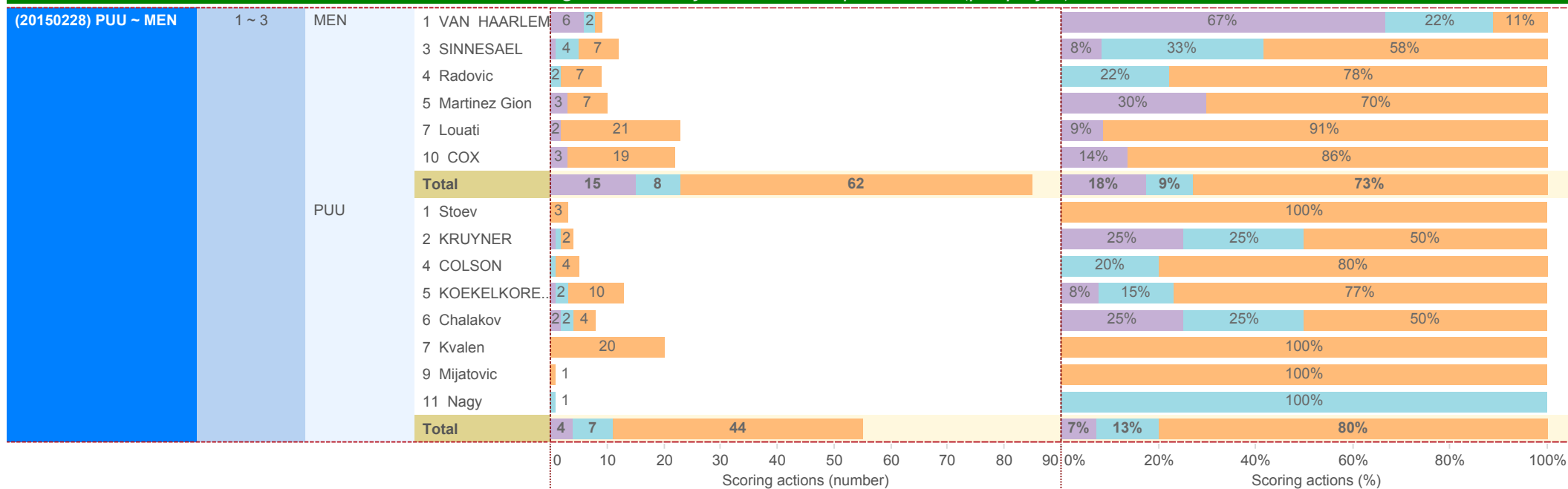
BelgiumVolleyStats.be
By Marnix Acar

© Trainerstuff.be
By Wouter Laroy

VIZ

(20150228) PUU ~ MEN (1 ~ 3)

Scoring Actions Analyzed: how were points made (per player)



S - Serve B - Block A - Attack



2014-2015

DATA

BelgiumVolleyStats.be
By Marnix Acar

© Trainerstuff.be
By Wouter Laroy

VIZ

(20150228) PUU ~ MEN (1 ~ 3)

Skills in detail (per player position): Attack/Block

Skill	Category	Position	Game Won (Green)						Game Lost (Red)		EFF
			Count	%	Count	%	Count	%	Count	%	
A - Attack	MEN	Middle Blocker	14 (61%)	3 (13%)	1 (0)	4 (17%)	1 (4%)	23	57%		
		Opposite	19 (56%)	5 (15%)	1 (12%)	2 (6%)	4 (12%)	3 (9%)	34	35%	
		Setter	1 (50%)	1 (50%)					2	50%	
		Wing-Spiker	28 (53%)	2 (4%)	3 (6%)	10 (19%)	3 (6%)	7 (13%)	53	34%	
		Total	62 (55%)	11 (10%)	5 (6%)	16 (14%)	7 (6%)	11 (10%)	112	39%	
	PUU	Middle Blocker	15 (36%)	4 (10%)	1 (10%)	16 (38%)	4 (10%)	2 (5%)	42	21%	
		Opposite	20 (57%)	3 (9%)	2 (6%)	4 (11%)	2 (6%)	4 (11%)	35	40%	
		Setter	2 (67%)			1 (33%)			3	67%	
		Wing-Spiker	7 (35%)	2 (10%)	4 (10%)	3 (15%)	2 (10%)	2 (10%)	20	15%	
		Total	44 (44%)	9 (9%)	7 (8%)	24 (24%)	8 (8%)	8 (8%)	100	28%	
B - Block	MEN	Middle Blocker	6 (25%)	4 (17%)	2 (0)			12 (50%)	24	-25%	
		Opposite			3 (0)			4 (57%)	7	-57%	
		Setter	2 (29%)	1 (14%)	1 (0)	1 (14%)		2 (29%)	7	0%	
		Wing-Spiker			2 (0)			4 (67%)	6	-67%	
		Total	8 (18%)	5 (11%)	8 (0)	1 (2%)		22 (50%)	44	-32%	
	PUU	Middle Blocker	5 (25%)	3 (15%)	3 (0)	1 (5%)		8 (40%)	20	-15%	
		Opposite		1 (33%)	1 (0)			1 (33%)	3	-33%	
		Setter	1 (11%)	1 (11%)	1 (0)	1 (11%)		5 (56%)	9	-44%	
		Wing-Spiker	1 (33%)					2 (67%)	3	-33%	
		Total	7 (20%)	5 (14%)	5 (0)	2 (6%)		16 (46%)	35	-26%	



2014-2015

DATA

BelgiumVolleyStats.be
By Marnix Acar

© Trainerstuff.be
By Wouter Laroy

VIZ

(20150228) PUU ~ MEN (1 ~ 3)

Skills in detail (per player position): Serve/Reception

Skill	Category	Position	Game Outcome						Count of SKILL	EFF
			#	+	!	-	/	=		
S - Serve	MEN	Middle Blocker	1 (3%)	10 (30%)	15 (6%)	2 (6%)	2 (6%)	3 (9%)	33	-6%
		Opposite	3 (21%)	2 (14%)	4 (7%)	1 (7%)	1 (7%)	3 (21%)	14	0%
		Setter	6 (23%)	8 (31%)	10 ()	2 (8%)			26	23%
		Wing-Spiker	5 (18%)	5 (18%)	10 ()	3 (11%)		5 (18%)	28	0%
		Total	15 (15%)	25 (25%)	39 (3%)	8 (8%)	3 (3%)	11 (11%)	101	4%
	PUU	Middle Blocker	3 (8%)	6 (15%)	20 ()	8 (21%)		2 (5%)	39	3%
		Opposite		2 (18%)	5 ()	3 (27%)		1 (9%)	11	-9%
		Setter	1 (7%)	4 (27%)	6 ()	3 (20%)		1 (7%)	15	0%
		Wing-Spiker		5 (33%)	5 (13%)		2 (13%)	3 (20%)	15	-20%
		Total	4 (5%)	17 (21%)	36 (3%)	14 (18%)	2 (3%)	7 (9%)	80	-4%
R - Reception	MEN	Libero	2 (22%)	3 (33%)	2 ()	1 (11%)		1 (11%)	9	-11%
		Middle Blocker				1 (100%)			1	0%
		Wing-Spiker	12 (19%)	25 (40%)	6 (3%)	15 (24%)	2 (3%)	3 (5%)	63	-5%
		Total	14 (19%)	28 (38%)	8 (3%)	17 (23%)	2 (3%)	4 (5%)	73	-5%
	PUU	Libero	2 (12%)	7 (41%)	1 ()	4 (24%)		3 (18%)	17	-18%
		Middle Blocker	4 (9%)	13 (29%)	4 (7%)	13 (29%)	3 (7%)	8 (18%)	45	-18%
		Wing-Spiker	2 (7%)	11 (39%)	3 ()	8 (29%)		4 (14%)	28	-14%
		Total	8 (9%)	31 (34%)	8 (3%)	25 (28%)	3 (3%)	15 (17%)	90	-17%



2014-2015

DATA

BelgiumVolleyStats.be
By Marnix Acar

© Trainerstuff.be
By Wouter Laroy

VIZ

(20150228) PUU ~ MEN (1 ~ 3)
Skills in detail (per player): Attack

A - Attack	MEN	Skills							Count of SKILL	EFF
		#	+	!	-	/	=			
	1 VAN HAARLEM	1 (50%)	1 (50%)					2	50%	
	3 SINNESAEEL	7 (54%)	3 (23%)	1 ()	2 (15%)			13	54%	
	4 Radovic	7 (70%)			2 (20%)		1 (10%)	10	60%	
	5 Martinez Gion	7 (47%)		1 ()	4 (27%)		3 (20%)	15	27%	
	7 Louati	21 (55%)	2 (5%)	2 (8%)	6 (16%)	3 (8%)	4 (11%)	38	37%	
	10 COX	19 (56%)	5 (15%)	1 (12%)	2 (6%)	4 (12%)	3 (9%)	34	35%	
	Total	62 (55%)	11 (10%)	5 (6%)	16 (14%)	7 (6%)	11 (10%)	112	39%	
	PUU									
	1 Stoev	3 (50%)	1 (17%)				2 (33%)	6	17%	
	2 KRUYNER	2 (67%)			1 (33%)			3	67%	
	4 COLSON	4 (29%)	1 (7%)	4 (14%)	3 (21%)	2 (14%)		14	14%	
	5 KOEKELKOREN	10 (32%)	3 (10%)	1 (10%)	13 (42%)	3 (10%)	1 (3%)	31	19%	
	6 Chalakov	4 (67%)			1 (17%)		1 (17%)	6	50%	
	7 Kvalen	20 (57%)	3 (9%)	2 (6%)	4 (11%)	2 (6%)	4 (11%)	35	40%	
	9 Mijatovic	1 (100%)						1	100%	
	11 Nagy		1 (25%)		2 (50%)	1 (25%)		4	-25%	
	Total	44 (44%)	9 (9%)	7 (8%)	24 (24%)	8 (8%)	8 (8%)	100	28%	
		#	+	!	-	/	=	Count of SKILL	EFF	



2014-2015

DATA

BelgiumVolleyStats.be
By Marnix Acar

© Trainerstuff.be
By Wouter Laroy

VIZ

(20150228) PUU ~ MEN (1 ~ 3)
Skills in detail (per player): Block

B - Block	MEN	Player	Skill 1					Skill 2					EFF
			Count	%	Count	%	Count	Count	%	Count	%		
		1 VAN HAARLEM	2 (29%)	1 (14%)	1 (0)	1 (14%)	2 (29%)	7			0%		
		3 SINNESAEEL	4 (29%)	3 (21%)			7 (50%)	14		-21%			
		4 Radovic	2 (20%)	1 (10%)	2 (0)		5 (50%)	10		-30%			
		5 Martinez Gion			1 (0)		2 (67%)	3		-67%			
		7 Louati			1 (0)		2 (67%)	3		-67%			
		10 COX			3 (0)		4 (57%)	7		-57%			
		Total	8 (18%)	5 (11%)	8 (0)	1 (2%)	22 (50%)	44		-32%			
	PUU	1 Stoev					1 (100%)	1		-100%			
		2 KRUYNER	1 (11%)	1 (11%)	1 (0)	1 (11%)	5 (56%)	9		-44%			
		4 COLSON	1 (50%)				1 (50%)	2		0%			
		5 KOEKELKOREN	2 (67%)	1 (33%)				3		67%			
		6 Chalakov	2 (29%)		1 (0)	1 (14%)	3 (43%)	7		-14%			
		7 Kvalen		1 (33%)	1 (0)		1 (33%)	3		-33%			
		9 Mijatovic		1 (14%)	1 (0)		5 (71%)	7		-71%			
		11 Nagy	1 (33%)	1 (33%)	1 (0)			3		33%			
		Total	7 (20%)	5 (14%)	5 (0)	2 (6%)	16 (46%)	35		-26%			
			#	+	!	-	/	=	Count of SKILL	EFF			



2014-2015

DATA

BelgiumVolleyStats.be
By Marnix Acar

© Trainerstuff.be
By Wouter Laroy

VIZ

(20150228) PUU ~ MEN (1 ~ 3)

Skills in detail (per player): Serve

S - Serve		(20150228) PUU ~ MEN (1 ~ 3)							Count of SKILL	EFF
		#	+	!	-	/	=			
S - Serve	MEN	1 VAN HAARLEM	6 (23%)	8 (31%)	10 ()	2 (8%)			26	23%
	3 SINNESAEEL	1 (6%)	6 (35%)	8 (6%)		1 (6%)	1 (6%)	17	0%	
	4 Radovic		4 (27%)	6 (7%)	2 (13%)	1 (7%)	2 (13%)	15	-13%	
	5 Martinez Gion	3 (20%)	4 (27%)	6 ()	1 (7%)		1 (7%)	15	13%	
	7 Louati	2 (15%)	1 (8%)	4 ()	2 (15%)		4 (31%)	13	-15%	
	10 COX	3 (21%)	2 (14%)	4 (7%)	1 (7%)	1 (7%)	3 (21%)	14	0%	
	11 DELANGHE			1 ()				1	0%	
	Total	15 (15%)	25 (25%)	39 (3%)	8 (8%)	3 (3%)	11 (11%)	101	4%	
	PUU	1 Stoev			2 ()			1 (33%)	3	-33%
	2 KRUYNER	1 (7%)	4 (27%)	6 ()	3 (20%)		1 (7%)	15	0%	
	4 COLSON		5 (42%)	3 (17%)		2 (17%)	2 (17%)	12	-17%	
	5 KOEKELKOREN	1 (10%)	2 (20%)	6 ()	1 (10%)			10	10%	
	6 Chalakov	2 (17%)	2 (17%)	4 ()	3 (25%)		1 (8%)	12	8%	
7 Kvalen		2 (18%)	5 ()	3 (27%)		1 (9%)	11	-9%		
9 Mijatovic		1 (13%)	5 ()	2 (25%)			8	0%		
11 Nagy		1 (11%)	5 ()	2 (22%)		1 (11%)	9	-11%		
Total	4 (5%)	17 (21%)	36 (3%)	14 (18%)	2 (3%)	7 (9%)	80	-4%		
		#	+	!	-	/	=	Count of SKILL	EFF	



2014-2015

DATA

BelgiumVolleyStats.be
By Marnix Acar

© Trainerstuff.be
By Wouter Laroy

VIZ

(20150228) PUU ~ MEN (1 ~ 3)
Skills in detail (per player): Reception

R - Reception	MEN	Player	Game Status						Count of SKILL	EFF
			#	+	!	-	/	=		
		3 SINNESAEL				1 (100%)			1	0%
		5 Martinez Gion	9 (21%)	15 (35%)	4 (5%)	11 (26%)	2 (5%)	2 (5%)	43	-5%
		6 LEMAY	2 (22%)	3 (33%)	2 ()	1 (11%)		1 (11%)	9	-11%
		7 Louati	3 (15%)	10 (50%)	2 ()	4 (20%)		1 (5%)	20	-5%
		Total	14 (19%)	28 (38%)	8 (3%)	17 (23%)	2 (3%)	4 (5%)	73	-5%
	PUU	1 Stoev	1 (8%)	3 (23%)	2 ()	5 (38%)		2 (15%)	13	-15%
		4 COLSON	1 (7%)	8 (53%)	1 ()	3 (20%)		2 (13%)	15	-13%
		5 KOEKELKOREN	3 (7%)	12 (28%)	4 (7%)	13 (30%)	3 (7%)	8 (19%)	43	-19%
		6 Chalakov	1 (50%)	1 (50%)					2	0%
		10 DE BONT	2 (12%)	7 (41%)	1 ()	4 (24%)		3 (18%)	17	-18%
		Total	8 (9%)	31 (34%)	8 (3%)	25 (28%)	3 (3%)	15 (17%)	90	-17%
			#	+	!	-	/	=	Count of SKILL	EFF