



2014-2015

DATA

BelgiumVolleyStats.be
By Marnix Acar

© **Trainerstuff.be**
By Wouter Laroy

VIZ

Scouting data provided by: Marnix Acar - www.BelgiumVolleyStats.be

Data processing and vizualization: Wouter Laroy - www.trainerstuff.be

Questions/Remarks/Suggestions: info@belgiumvolleystats.be - wouterstrainerstuff@gmail.com

		(20150228) GEN ~ MAA				Grand Total		
		3 ~ 1						
		Set 1	Set 2	Set 3	Set 4			
		25 ~ 23	18 ~ 25	25 ~ 21	25 ~ 18			
GEN	1 Christiaens	Wing-Spiker	20	24	20	12	52	24
	2 Vandecaveye	Wing-Spiker	13	12	24	23	60	12
	3 DEVRIESE	Middle Blocker	7	6	8	7	22	6
	4 De Paepe	Middle Blocker	12	8	6	10	28	8
	11 DEGRUYTER	Setter	10	11	8	6	24	11
	14 Tholse	Wing-Spiker	17	8	18	14	49	8
	18 Nagels	Libero	6	10	8	4	18	10
MAA	2 Dumont	Libero				5		5
	3 Broshog	Middle Blocker	11	9	7	6	9	24
	7 DERKONINGEN	Libero	5	5	6	4	5	15
	8 RAYMAEKERS	Middle Blocker	7	10	2		10	9
	9 Lecat	Wing-Spiker	15	15	24	19	15	58
	10 Hühne	Wing-Spiker			3	19		22
	12 Parkinson	Middle Blocker			8	8		16
	14 Padar	Opposite	16	14	17	16	14	49
	15 Finoli	Setter	6	6	7	6	6	19
	16 Grozdanov	Wing-Spiker			3			3
	17 Gotch	Wing-Spiker	24	21	17		21	41
18 Lushtaku	Setter			1	3		4	
		0 20 40 60 80	0 20 40 60 80	0 20 40 60 80	0 20 40 60 80	0 20 40 60 80	0 20 40 60 80	
		Number of recorded actions	Number of recorded actions	Number of recorded actions	Number of recorded actions	Number of recorded actions	Number of recorded actions	

■ SET WON ■ SET LOST



2014-2015

DATA

BelgiumVolleyStats.be
By Marnix Acar

© Trainerstuff.be
By Wouter Laroy

VIZ

(20150228) GEN ~ MAA (3 ~ 1)
Game analysis

TOI	ScoringActi..	TOIServe						OPPServe							
		TOISCORE			OPPSCORE			Total	TOISCORE			OPPSCORE			Total
		TOI	OPP	Total	TOI	OPP	Total		TOI	OPP	Total	TOI	OPP	Total	
GEN	A#	8		8		42	42	50	41		41		9	9	50
	S#	6		6			6	6				5	5	5	
	A=		5	5		1	1	6		3	3		4	4	7
	A\		10	10		8	8	18		2	2		4	4	6
	S=					10	10	10		15	15				15
	E=		2	2				2		1	1		4	4	5
	D=												1	1	1
Total		14	17	31	19	42	61	92	41	21	62	13	14	27	89
MAA	A#	9		9		41	41	50	42		42		8	8	50
	S#	5		5			5	5				6	6	6	
	A=		4	4		3	3	7		1	1		5	5	6
	A\		4	4		2	2	6		8	8		10	10	18
	S=					15	15	15		10	10				10
	E=		4	4		1	1	5					2	2	2
	D=		1	1				1							
Total		14	13	27	21	41	62	89	42	19	61	17	14	31	92

Attack

		Count of SKILL	%SCORE%	%SCORE%	EFF
3 Broshog	MAA	8	88%	0%	88%
4 De Paepe	GEN	10	80%	0%	80%
10 Höhne	MAA	4	75%	0%	75%
12 Parkinson	MAA	8	63%	13%	50%
1 Christiaens	GEN	33	52%	9%	42%
11 DEGRUYTER	GEN	4	50%	25%	25%
14 Padar	MAA	41	49%	20%	29%
17 Gotch	MAA	22	41%	14%	27%
14 Thoise	GEN	37	41%	24%	16%
3 DEVRIESE	GEN	5	40%	0%	40%
8 RAYMAEKERS	MAA	8	38%	25%	13%
2 Vandecaveye	GEN	23	22%	17%	4%
9 Lecat	MAA	23	17%	13%	4%
15 Finoli	MAA	3	0%	67%	-67%
16 Grozdanov	MAA	2	0%	50%	-50%

Block

		Count of SKILL	#
3 DEVRIESE	GEN	6	4
4 De Paepe	GEN	10	4
2 Vandecaveye	GEN	8	3
14 Padar	MAA	6	3
9 Lecat	MAA	4	2
15 Finoli	MAA	2	2
3 Broshog	MAA	5	1
8 RAYMAEKERS	MAA	2	1
12 Parkinson	MAA	2	1
14 Thoise	GEN	3	1
16 Grozdanov	MAA	1	1
17 Gotch	MAA	3	1
1 Christiaens	GEN	1	
10 Höhne	MAA	1	
11 DEGRUYTER	GEN	3	

Serve

		Count of SKILL	%%	%%
4 De Paepe	GEN	16	19%	6%
17 Gotch	MAA	12	17%	17%
3 Broshog	MAA	16	13%	25%
11 DEGRUYTER	GEN	18	11%	22%
2 Vandecaveye	GEN	12	8%	17%
15 Finoli	MAA	17	6%	
1 Christiaens	GEN	15		7%
2 Dumont	MAA	2		
3 DEVRIESE	GEN	16		6%
8 RAYMAEKERS	MAA	7		29%
9 Lecat	MAA	13		8%
10 Höhne	MAA	3		
12 Parkinson	MAA	6		
14 Padar	MAA	10		50%
14 Thoise	GEN	15		7%
18 Lushtaku	MAA	3		33%

Reception

		Count of SKILL	%%	%%	%%
18 Nagels	GEN	22	41%	32%	5%
7 DERKONINGEN	MAA	10	40%	30%	10%
2 Vandecaveye	GEN	26	23%	27%	4%
1 Christiaens	GEN	26	19%	42%	12%
9 Lecat	MAA	31	16%	26%	6%
10 Höhne	MAA	13	15%	38%	
17 Gotch	MAA	24	13%	33%	13%
2 Dumont	MAA	2		50%	
3 Broshog	MAA	1			
8 RAYMAEKERS	MAA	1			

UPPER:

TOI = Team of Interest = Team analyzed OPP = Opponent
 XXXServe = who served XXXSCORE = who got the point



2014-2015

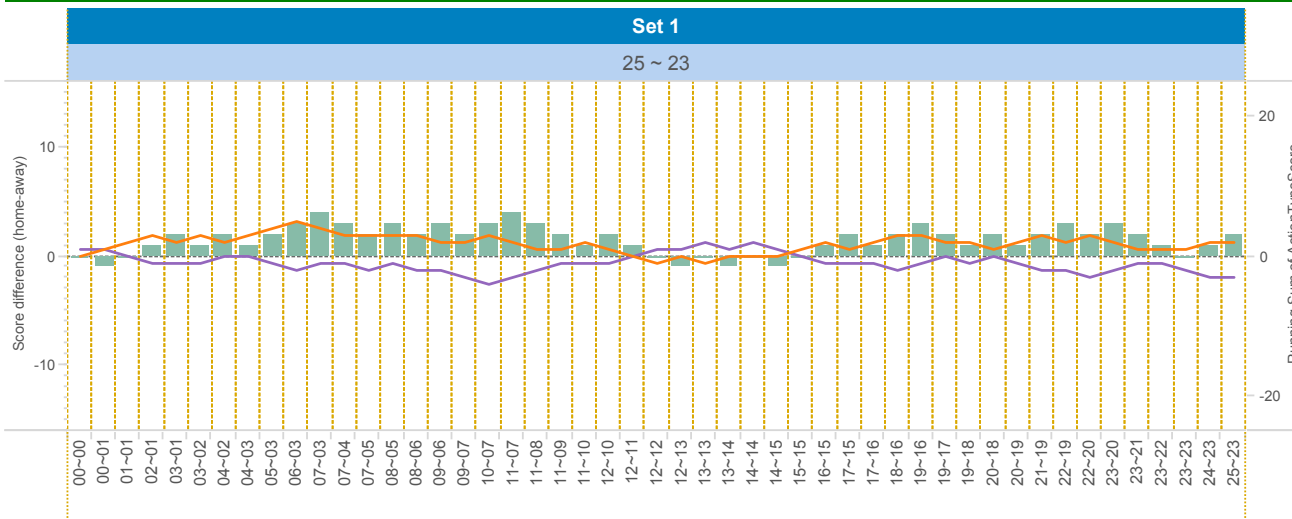
DATA

BelgiumVolleyStats.be
By Marnix Acar

© Trainerstuff.be
By Wouter Iaroy

VIZ

(20150228) GEN ~ MAA (3 ~ 1)
Set analysis - Set 1



TEAM_NAME

- GEN
- MAA

UPPER LEFT:

+1: A# - B# - S# -1: A=, A/, B=, B/, S=, R=, D=, F=, S=

LOWER LEFT:

TOI = Team of Interest = Team analyzed OPP = Opponent
XXXServe = who served XXXSCORE = who got the point

LOWER RIGHT:

Attack sorted on #SCORE

Attacking skills

		Set 1													
		TOIServe						OPPServe							
		TOIScore			OPPScore			Total	TOIScore			OPPScore			Total
TOI	Scorin..	TOI	OPP	Total	TOI	OPP	Total		TOI	OPP	Total	TOI	OPP	Total	
GEN	A#	3		3		7	7	10	8		8		3	3	11
	S#	4		4				4					3	3	3
	A=					1	1	1				1		1	1
	A/		3	3		2	2	5		1	1		1	1	2
	S=					4	4	4		6	6				6
	E=												1		1
	Total		7	3	10	7	7	14	24	8	7	15	3	6	9
MAA	A#	3		3		8	8	11	7		7		3	3	10
	S#	3		3				3					4	4	4
	A=		1	1				1		1	1				1
	A/		1	1		1	1	2		2	2		3	3	5
	S=					6	6	6		4	4				4
	E=		1	1				1							
	Total		6	3	9	7	8	15	24	7	7	14	3	7	10

		Count of SKILL	#SCORE	#SCORE%	NOSCORE	NOSCORE%	=SCORE	=SCORE%	EFF
14 Tholse	GEN	13	4	31%	5	38%	4	31%	0%
17 Gotch	MAA	8	4	50%	4	50%	0	0%	50%
4 De Paepe	GEN	4	3	75%	1	25%	0	0%	75%
14 Padar	MAA	10	3	30%	6	60%	1	10%	20%
1 Christiaens	GEN	8	2	25%	6	75%	0	0%	25%
2 Vandecaveye	GEN	5	1	20%	3	60%	1	20%	0%
3 Broshog	MAA	2	1	50%	1	50%	0	0%	50%
8 RAYMAEKERS	MAA	3	1	33%	0	0%	2	67%	-33%
9 Lecat	MAA	5	1	20%	3	60%	1	20%	0%
11 DEGRUYTER	GEN	1	1	100%	0	0%	0	0%	100%
3 DEVRIESE	GEN	1	0	0%	1	100%	0	0%	0%



2014-2015

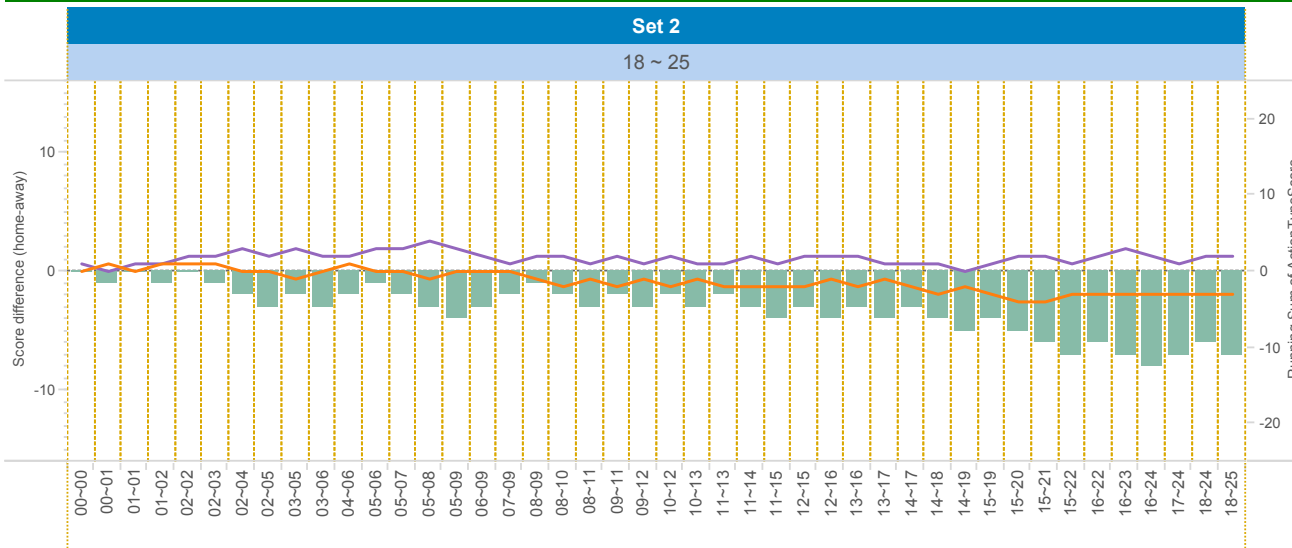
DATA

BelgiumVolleyStats.be
By Marnix Acar

© Trainerstuff.be
By Wouter Iaroy

ZIV

(20150228) GEN ~ MAA (3 ~ 1)
Set analysis - Set 2



TEAM_NAME

GEN

MAA

UPPER LEFT:

+1: A# - B# - S# -1: A=, A/, B=, B/, S=, R=, D=, F=, S=

LOWER LEFT:

TOI = Team of Interest = Team analyzed OPP = Opponent
XXXServe = who served XXXSCORE = who got the point

LOWER RIGHT:

Attack sorted on #SCORE

Attacking skills

		Set 2													
		TOIServe						OPPServe							
		TOIScore			OPPScore			Total	TOIScore			OPPScore			Total
TOI	Scorin..	TOI	OPP	Total	TOI	OPP	Total	TOI	OPP	Total	TOI	OPP	Total	Total	
GEN	A#	1		1		12	12	13	11		11		2	2	13
	S#												1	1	1
	A=		3	3			3					2	2	2	
	A/											2	2	2	
	S=				3		3	3		3	3			3	3
	E=											3		3	3
	Total	1	3	4	3	12	15	19	11	3	14	7	3	10	24
MAA	A#	2		2		11	11	13	12		12		1	1	13
	S#	1		1			1	1							1
	A=		2	2			2					3	3	3	
	A/		2	2			2							2	
	S=				3		3	3		3	3			3	3
	E=		3	3			3	3							3
	Total	3	7	10	3	11	14	24	12	3	15	3	1	4	19

		Count of SKILL	#SCORE	#SCORE%	NOSCORE	NOSCORE%	=SCORE	=SCORE%	EFF	
1	Christiaens	GEN	10	6	60%	4	40%	0	0%	60%
14	Padar	MAA	10	5	50%	3	30%	2	20%	30%
3	Broshog	MAA	4	4	100%	0	0%	0	0%	100%
4	De Paepe	GEN	4	3	75%	1	25%	0	0%	75%
17	Gotch	MAA	7	3	43%	4	57%	0	0%	43%
8	RAYMAEKERS	MAA	3	2	67%	1	33%	0	0%	67%
2	Vandecaveye	GEN	5	1	20%	3	60%	1	20%	0%
3	DEVRIESE	GEN	1	1	100%	0	0%	0	0%	100%
14	Thoise	GEN	5	1	20%	2	40%	2	40%	-20%
9	Lecat	MAA	4	0	0%	3	75%	1	25%	-25%
11	DEGRUYTER	GEN	1	0	0%	0	0%	1	100%	-100%
15	Finoli	MAA	1	0	0%	1	100%	0	0%	0%



2014-2015

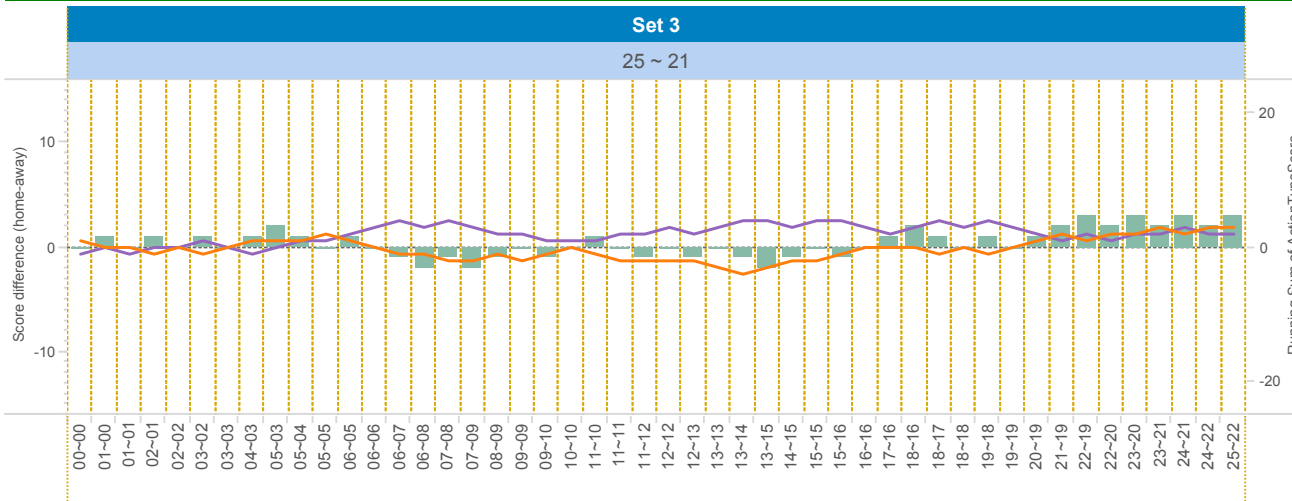
DATA

BelgiumVolleyStats.be
By Marnix Acar

© Trainerstuff.be
By Wouter Iaroy

ZIV

(20150228) GEN ~ MAA (3 ~ 1)
Set analysis - Set 3



TEAM_NAME

- GEN
- MAA

UPPER LEFT:

+1: A# - B# - S# -1: A=, A/, B=, B/, S=, R=, D=, F=, S=

LOWER LEFT:

TOI = Team of Interest = Team analyzed OPP = Opponent
XXXServe = who served XXXSCORE = who got the point

LOWER RIGHT:

Attack sorted on #SCORE

		Set 3													
		TOIServe							OPPServe						
TOI	Scorin..	TOISCORE			OPPSCORE			Total	TOISCORE			OPPSCORE			Total
		TOI	OPP	Total	TOI	OPP	Total		TOI	OPP	Total	TOI	OPP	Total	
GEN	A#	3		3		11	11	14	11		11		4	4	15
	S#	2		2			2						1	1	1
	A=		1	1			1		2	2					2
	A/		2	2	3		3	5		1	1	1			2
	S=				2		2	2		2	2				2
	E=									1	1				1
	Total		5	3	8	5	11	16	24	11	6	17	1	5	6
MAA	A#	4		4		11	11	15	11		11		3	3	14
	S#	1		1			1						2	2	2
	A=				2		2	2				1		1	1
	A/		1	1	1		1	2		3	3	2			5
	S=				2		2	2		2	2				2
	E=				1		1	1							
	Total		5	1	6	6	11	17	23	11	5	16	3	5	8

Attacking skills

		Count of SKILL	#SCORE	#SCORE%	NOSCORE	NOSCORE%	=SCORE	=SCORE%	EFF
14 Padar	MAA	10	8	80%	2	20%	0	0%	80%
14 Tholse	GEN	11	6	55%	4	36%	1	9%	45%
1 Christiaens	GEN	7	4	57%	2	29%	1	14%	43%
9 Lecat	MAA	9	2	22%	6	67%	1	11%	11%
12 Parkinson	MAA	3	2	67%	1	33%	0	0%	67%
17 Gotch	MAA	7	2	29%	2	29%	3	43%	-14%
2 Vandecaveye	GEN	7	1	14%	4	57%	2	29%	-14%
3 Broshog	MAA	1	1	100%	0	0%	0	0%	100%
3 DEVRIESE	GEN	3	1	33%	2	67%	0	0%	33%
4 De Paepe	GEN	1	1	100%	0	0%	0	0%	100%
11 DEGRUYTER	GEN	2	1	50%	1	50%	0	0%	50%
8 RAYMAEKERS	MAA	2	0	0%	2	100%	0	0%	0%
15 Finoli	MAA	1	0	0%	0	0%	1	100%	-100%
16 Grozdanov	MAA	2	0	0%	1	50%	1	50%	-50%



2014-2015

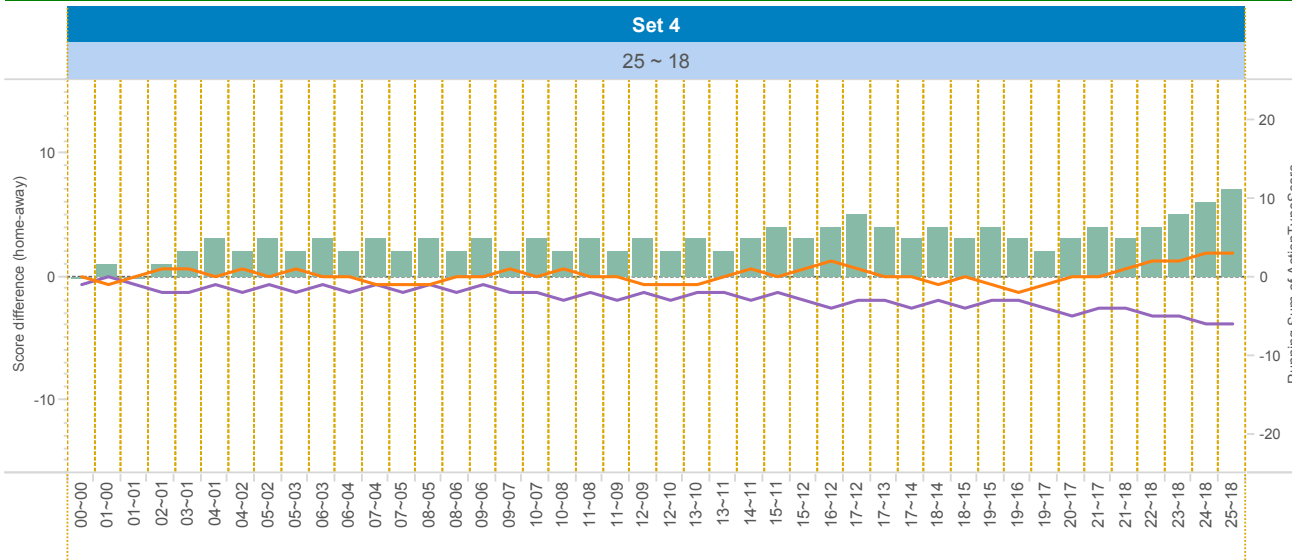
DATA

BelgiumVolleyStats.be
By Marnix Acar

© Trainerstuff.be
By Wouter Laroy

VIZ

(20150228) GEN ~ MAA (3 ~ 1)
Set analysis - Set 4



TEAM_NAME

- GEN
- MAA

UPPER LEFT:

+1: A# - B# - S# -1: A=, A/, B=, B/, S=, R=, D=, F=, S=

LOWER LEFT:

TOI = Team of Interest = Team analyzed OPP = Opponent
XXXServe = who served XXXSCORE = who got the point

LOWER RIGHT:

Attack sorted on #SCORE

Attacking skills

		Set 4													
		TOIServe						OPPServe							
		TOISCORE		OPPSCORE		Total	TOISCORE		OPPSCORE		Total	Total			
TOI	Scorin..	TOI	OPP	Total	TOI	OPP	Total	TOI	OPP	Total	TOI	OPP	Total		
GEN	A#	1		1		12	12	13		11		11	11		
	A=		1	1				1	1	1			2		
	A/		5	5	3		3	8							
	S=				1		1	1	4	4			4		
	E=		2	2				2				1	1		
	D=											1	1	1	
	Total	1	8	9	4	12	16	25	11	5	16	2	2	18	
MAA	A#					11	11	11		12		12	13		
	A=		1	1	1		1	2			1	1	1		
	A/								3	3	5		8		
	S=				4		4	4	1	1			1		
	E=										2		2		
	D=		1	1				1					2		
	Total		2	2	5	11	16	18	12	4	16	8	1	9	25

		Count of SKILL	#SCORE	#SCORE%	NOSCORE	NOSCORE%	=SCORE	=SCORE%	EFF	
1	Christiaens	GEN	8	5	63%	1	13%	2	25%	38%
14	Padar	MAA	11	4	36%	2	18%	5	45%	-9%
14	Tholse	GEN	8	4	50%	2	25%	2	25%	25%
10	Höhne	MAA	4	3	75%	1	25%	0	0%	75%
12	Parkinson	MAA	5	3	60%	1	20%	1	20%	40%
2	Vandecaveye	GEN	6	2	33%	4	67%	0	0%	33%
3	Broshog	MAA	1	1	100%	0	0%	0	0%	100%
4	De Paepe	GEN	1	1	100%	0	0%	0	0%	100%
9	Lecat	MAA	5	1	20%	4	80%	0	0%	20%
15	Finoli	MAA	1	0	0%	0	0%	1	100%	####



2014-2015

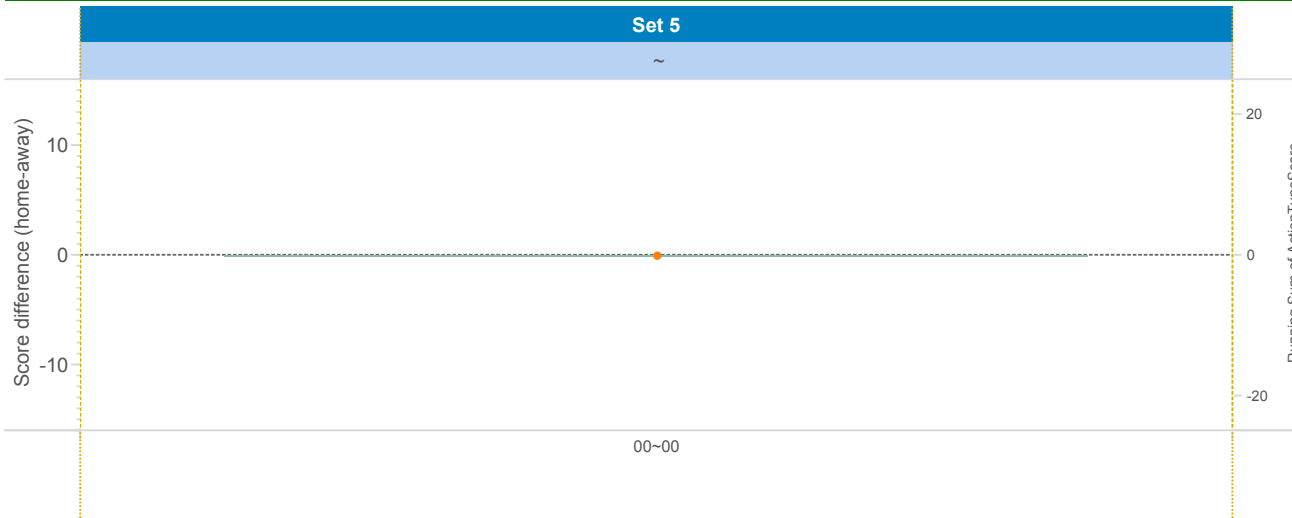
DATA

BelgiumVolleyStats.be
By Marnix Acar

© Trainerstuff.be
By Wouter Laroy

VIZ

(20150228) GEN ~ MAA (3 ~ 1)
Set analysis - Set 5



TEAM_NAME

GEN

UPPER LEFT:

+1: A# - B# - S# -1: A=, A/, B=, B/, S=, R=, D=, F=, S=

LOWER LEFT:

TOI = Team of Interest = Team analyzed OPP = Opponent
XXXServe = who served XXXSCORE = who got the point

LOWER RIGHT:

Attack sorted on #SCORE

Attacking skills

		Count of SKILL	#SCORE	#SCORE%	NOSCORE	NOSCORE%	=SCORE	=SCORE%	EFF
14 Padar	MAA	41	20	49%	13	32%	8	20%	29%
1 Christiaens	GEN	33	17	52%	13	39%	3	9%	42%
14 Tholse	GEN	37	15	41%	13	35%	9	24%	16%
17 Gotch	MAA	22	9	41%	10	45%	3	14%	27%
4 De Paepe	GEN	10	8	80%	2	20%	0	0%	80%
3 Broshog	MAA	8	7	88%	1	13%	0	0%	88%
2 Vandecaveye	GEN	23	5	22%	14	61%	4	17%	4%
12 Parkinson	MAA	8	5	63%	2	25%	1	13%	50%
9 Lecat	MAA	23	4	17%	16	70%	3	13%	4%
8 RAYMAEKERS	MAA	8	3	38%	3	38%	2	25%	13%
10 Höhne	MAA	4	3	75%	1	25%	0	0%	75%
3 DEVRIESE	GEN	5	2	40%	3	60%	0	0%	40%
11 DEGRUYTER	GEN	4	2	50%	1	25%	1	25%	25%
15 Finoli	MAA	3	0	0%	1	33%	2	67%	-67%
16 Grozdanov	MAA	2	0	0%	1	50%	1	50%	-50%



2014-2015

DATA

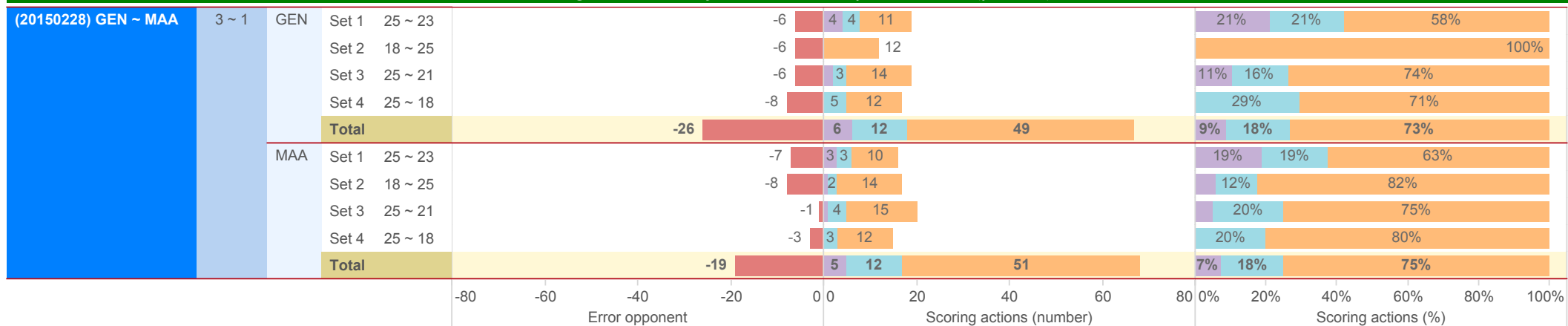
BelgiumVolleyStats.be
By Marnix Acar

© Trainerstuff.be
By Wouter Laroy

VIZ

(20150228) GEN ~ MAA (3 ~ 1)

Scoring Actions Analyzed: how were points made (per set)



S - Serve B - Block A - Attack



2014-2015

DATA

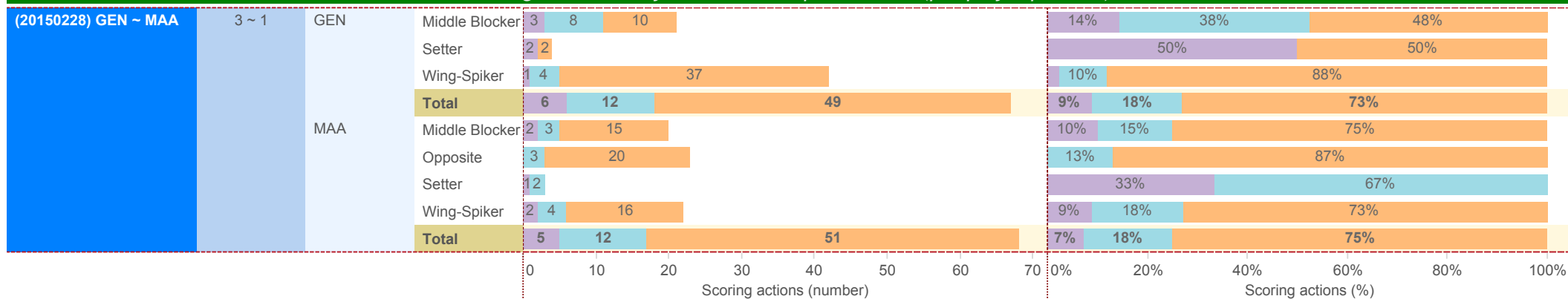
BelgiumVolleyStats.be
By Marnix Acar

© Trainerstuff.be
By Wouter Laroy

VIZ

(20150228) GEN ~ MAA (3 ~ 1)

Scoring Actions Analyzed: how were points made (per player position)



S - Serve B - Block A - Attack



2014-2015

DATA

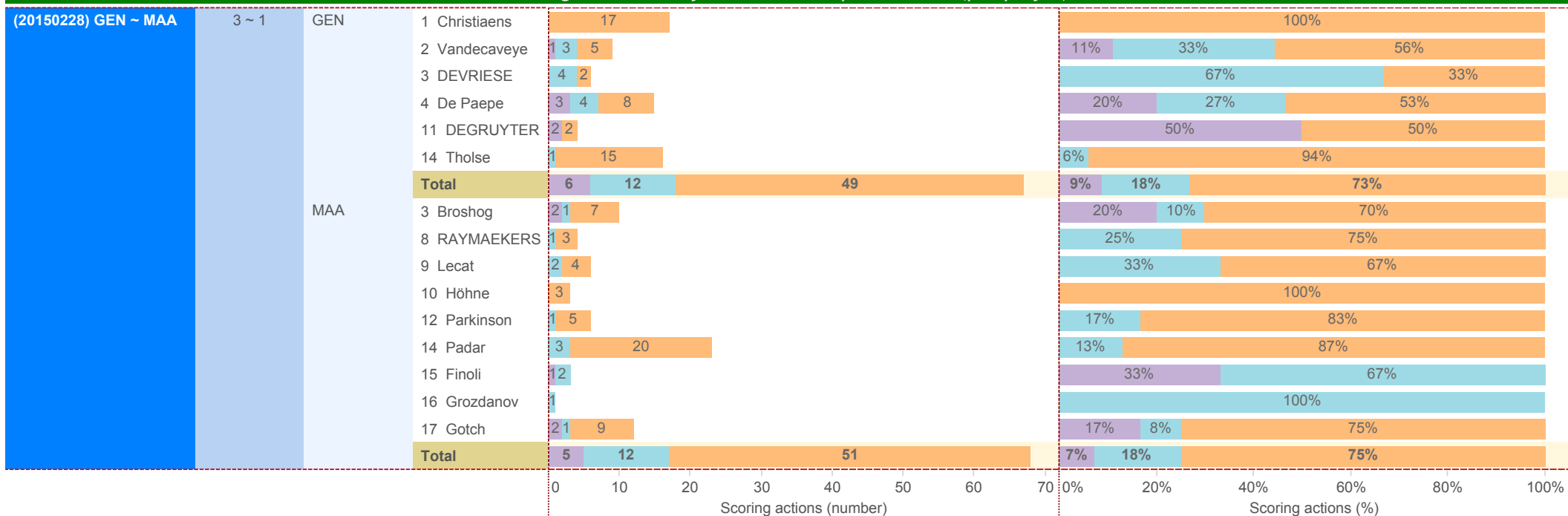
BelgiumVolleyStats.be
By Marnix Acar

© Trainerstuff.be
By Wouter Laroy

VIZ

(20150228) GEN ~ MAA (3 ~ 1)

Scoring Actions Analyzed: how were points made (per player)



S - Serve B - Block A - Attack



2014-2015

DATA

BelgiumVolleyStats.be
By Marnix Acar

© Trainerstuff.be
By Wouter Laroy

VIZ

(20150228) GEN ~ MAA (3 ~ 1)

Skills in detail (per player position): Attack/Block

Category	Team	Position	Skill					Count of SKILL	EFF	
			#	+	!	-	/			
A - Attack	GEN	Middle Blocker	10 (67%)	3 (20%)	2 ()			15	67%	
		Setter	2 (50%)	1 (25%)			1 (25%)	4	25%	
		Wing-Spiker	37 (40%)	35 (38%)	5 (13%)		12 (13%)	4 (4%)	93	23%
		Total	49 (44%)	39 (35%)	7 (11%)		12 (11%)	5 (4%)	112	29%
	MAA	Middle Blocker	15 (63%)	6 (25%)			3 (13%)	24	50%	
		Opposite	20 (49%)	10 (24%)	3 (10%)		4 (10%)	4 (10%)	41	29%
		Setter		1 (33%)			1 (33%)	1 (33%)	3	-67%
		Wing-Spiker	16 (31%)	22 (43%)	6 (8%)		4 (8%)	3 (6%)	51	18%
		Total	51 (43%)	39 (33%)	9 (10%)		12 (10%)	8 (7%)	119	26%
	B - Block	GEN	Middle Blocker	8 (50%)					8 (50%)	16
Setter								3 (100%)	3	-100%
Wing-Spiker			4 (33%)					8 (67%)	12	-33%
Total			12 (39%)					19 (61%)	31	-23%
MAA		Middle Blocker	3 (33%)					6 (67%)	9	-33%
		Opposite	3 (50%)					3 (50%)	6	0%
		Setter	2 (100%)						2	100%
		Wing-Spiker	4 (44%)					5 (56%)	9	-11%
		Total	12 (46%)					14 (54%)	26	-8%



2014-2015

DATA

BelgiumVolleyStats.be
By Marnix Acar

© Trainerstuff.be
By Wouter Laroy

VIZ

(20150228) GEN ~ MAA (3 ~ 1)

Skills in detail (per player position): Serve/Reception

Skill	Team	Position	Game 1						Game 2		Total	EFF
			#	+	!	-	/	=	Count of SKILL	EFF		
S - Serve	GEN	Middle Blocker	3 (9%)	14 (44%)	6 (3%)	6 (19%)	1 (3%)	2 (6%)	32	3%		
		Setter	2 (11%)	5 (28%)	4 ()	3 (17%)	4 (22%)	18	-11%			
		Wing-Spiker	1 (2%)	16 (38%)	15 (2%)	5 (12%)	1 (2%)	4 (10%)	42	-7%		
		Total	6 (7%)	35 (38%)	25 (2%)	14 (15%)	2 (2%)	10 (11%)	92	-4%		
	MAA	Libero		1 (50%)		1 (50%)			2	0%		
		Middle Blocker	2 (7%)	7 (24%)	7 (3%)	6 (21%)	1 (3%)	6 (21%)	29	-14%		
		Opposite		1 (10%)	1 ()	3 (30%)		5 (50%)	10	-50%		
		Setter	1 (5%)	7 (35%)	9 ()	2 (10%)		1 (5%)	20	0%		
		Wing-Spiker	2 (7%)	7 (25%)	8 ()	8 (29%)		3 (11%)	28	-4%		
		Total	5 (6%)	23 (26%)	25 (1%)	20 (22%)	1 (1%)	15 (17%)	89	-11%		
R - Reception	GEN	Libero	9 (41%)	7 (32%)		4 (18%)	1 (5%)	1 (5%)	22	-5%		
		Wing-Spiker	11 (21%)	18 (35%)		19 (37%)		4 (8%)	52	-8%		
		Total	20 (27%)	25 (34%)		23 (31%)	1 (1%)	5 (7%)	74	-7%		
	MAA	Libero	4 (33%)	4 (33%)		3 (25%)		1 (8%)	12	-8%		
		Middle Blocker				2 (100%)			2	0%		
		Wing-Spiker	10 (15%)	21 (31%)		30 (44%)	2 (3%)	5 (7%)	68	-7%		
Total	14 (17%)	25 (30%)		35 (43%)	2 (2%)	6 (7%)	82	-7%				



2014-2015

DATA

BelgiumVolleyStats.be
By Marnix Acar

© Trainerstuff.be
By Wouter Laroy

VIZ

(20150228) GEN ~ MAA (3 ~ 1)
Skills in detail (per player): Attack

A - Attack	Team	Player	Skill						Count of SKILL	EFF		
			#	+	!	-	/	=				
GEN		1 Christiaens	17 (52%)	12 (36%)	1 (9%)			3 (9%)	33	42%		
		2 Vandecaveye	5 (22%)	11 (48%)	3 (17%)			4 (17%)	23	4%		
		3 DEVRIESE	2 (40%)	2 (40%)	1 ()				5	40%		
		4 De Paepe	8 (80%)	1 (10%)	1 ()				10	80%		
		11 DEGRUYTER	2 (50%)	1 (25%)				1 (25%)	4	25%		
		14 Tholse	15 (41%)	12 (32%)	1 (14%)			5 (14%)	4 (11%)	37	16%	
		Total	49 (44%)	39 (35%)	7 (11%)			12 (11%)	5 (4%)	112	29%	
		MAA		3 Broshog	7 (88%)	1 (13%)					8	88%
				8 RAYMAEKERS	3 (38%)	3 (38%)				2 (25%)	8	13%
				9 Lecat	4 (17%)	13 (57%)	3 (9%)			2 (9%)	1 (4%)	23
10 Höhne	3 (75%)			1 (25%)					4	75%		
12 Parkinson	5 (63%)			2 (25%)				1 (13%)	8	50%		
14 Padar	20 (49%)			10 (24%)	3 (10%)			4 (10%)	4 (10%)	41	29%	
15 Finoli				1 (33%)				1 (33%)	1 (33%)	3	-67%	
16 Grozdanov					1 (50%)			1 (50%)		2	-50%	
17 Gotch	9 (41%)	8 (36%)	2 (5%)			1 (5%)	2 (9%)	22	27%			
Total	51 (43%)	39 (33%)	9 (10%)			12 (10%)	8 (7%)	119	26%			
		#	+	!	-	/	=	Count of SKILL	EFF			



2014-2015

DATA

BelgiumVolleyStats.be
By Marnix Acar

© Trainerstuff.be
By Wouter Laroy

VIZ

(20150228) GEN ~ MAA (3 ~ 1)
Skills in detail (per player): Block

B - Block	Team	Player	Skill					Count of SKILL	EFF			
			#	+	!	-	/					
GEN		1 Christiaens						1 (100%)	1	-100%		
		2 Vandecaveye	3 (38%)					5 (63%)	8	-25%		
		3 DEVRIESE	4 (67%)					2 (33%)	6	33%		
		4 De Paepe	4 (40%)					6 (60%)	10	-20%		
		11 DEGRUYTER						3 (100%)	3	-100%		
		14 Tholse	1 (33%)					2 (67%)	3	-33%		
		Total	12 (39%)					19 (61%)	31	-23%		
		MAA		3 Broshog	1 (20%)					4 (80%)	5	-60%
				8 RAYMAEKERS	1 (50%)					1 (50%)	2	0%
				9 Lecat	2 (50%)					2 (50%)	4	0%
10 Höhne								1 (100%)	1	-100%		
12 Parkinson	1 (50%)							1 (50%)	2	0%		
14 Padar	3 (50%)							3 (50%)	6	0%		
15 Finoli	2 (100%)								2	100%		
16 Grozdanov	1 (100%)								1	100%		
17 Gotch	1 (33%)					2 (67%)	3	-33%				
Total	12 (46%)					14 (54%)	26	-8%				
			#	+	!	-	/	=	Count of SKILL	EFF		



2014-2015

DATA

BelgiumVolleyStats.be
By Marnix Acar

© Trainerstuff.be
By Wouter Laroy

VIZ

(20150228) GEN ~ MAA (3 ~ 1)

Skills in detail (per player): Serve

S - Serve	Team	Player	Skill Breakdown						Count of SKILL	EFF		
			#	+	!	-	/	=				
GEN		1 Christiaens		10 (67%)	3 (7%)		1 (7%)	1 (7%)	15	-7%		
		2 Vandecaveye	1 (8%)	1 (8%)	7 ()	1 (8%)		2 (17%)	12	-8%		
		3 DEVRIESE		9 (56%)	2 (6%)	3 (19%)	1 (6%)	1 (6%)	16	-6%		
		4 De Paepe	3 (19%)	5 (31%)	4 ()	3 (19%)		1 (6%)	16	13%		
		11 DEGRUYTER	2 (11%)	5 (28%)	4 ()	3 (17%)		4 (22%)	18	-11%		
		14 Tholse		5 (33%)	5 ()	4 (27%)		1 (7%)	15	-7%		
		Total	6 (7%)	35 (38%)	25 (2%)	14 (15%)	2 (2%)	10 (11%)	92	-4%		
		MAA		2 Dumont		1 (50%)		1 (50%)		2	0%	
				3 Broshog	2 (13%)	3 (19%)	2 ()	5 (31%)		4 (25%)	16	-13%
				8 RAYMAEKERS		2 (29%)	3 ()			2 (29%)	7	-29%
9 Lecat				4 (31%)	5 ()	3 (23%)		1 (8%)	13	-8%		
10 Höhne				1 (33%)	1 ()	1 (33%)			3	0%		
12 Parkinson				2 (33%)	2 (17%)	1 (17%)	1 (17%)		6	0%		
14 Padar				1 (10%)	1 ()	3 (30%)		5 (50%)	10	-50%		
15 Finoli	1 (6%)			6 (35%)	8 ()	2 (12%)			17	6%		
17 Gotch	2 (17%)			2 (17%)	2 ()	4 (33%)		2 (17%)	12	0%		
18 Lushtaku		1 (33%)	1 ()			1 (33%)	3	-33%				
Total	5 (6%)	23 (26%)	25 (1%)	20 (22%)	1 (1%)	15 (17%)	89	-11%				
		#	+	!	-	/	=	Count of SKILL	EFF			



2014-2015

DATA

BelgiumVolleyStats.be
By Marnix Acar

© Trainerstuff.be
By Wouter Laroy

VIZ

(20150228) GEN ~ MAA (3 ~ 1)
Skills in detail (per player): Reception

R - Reception	Team	Player	Skill					Count of SKILL	EFF	
			#	+	!	-	/			
R - Reception	GEN	1 Christiaens	5 (19%)	11 (42%)		7 (27%)		3 (12%)	26	-12%
		2 Vandecaveye	6 (23%)	7 (27%)		12 (46%)		1 (4%)	26	-4%
		18 Nagels	9 (41%)	7 (32%)		4 (18%)	1 (5%)	1 (5%)	22	-5%
		Total	20 (27%)	25 (34%)		23 (31%)	1 (1%)	5 (7%)	74	-7%
	MAA	2 Dumont		1 (50%)		1 (50%)			2	0%
		3 Broshog				1 (100%)			1	0%
		7 DERKONINGEN	4 (40%)	3 (30%)		2 (20%)		1 (10%)	10	-10%
		8 RAYMAEKERS				1 (100%)			1	0%
		9 Lecat	5 (16%)	8 (26%)		16 (52%)		2 (6%)	31	-6%
		10 Höhne	2 (15%)	5 (38%)		6 (46%)			13	0%
17 Gotch		3 (13%)	8 (33%)		8 (33%)	2 (8%)	3 (13%)	24	-13%	
Total	14 (17%)	25 (30%)		35 (43%)	2 (2%)	6 (7%)	82	-7%		
			#	+	!	-	/	=	Count of SKILL	EFF