



2014-2015

DATA

**BelgiumVolleyStats.be**  
By Marnix Acar

© **Trainerstuff.be**  
By Wouter Laroy

VIZ

Scouting data provided by: Marnix Acar - www.BelgiumVolleyStats.be

Data processing and vizualization: Wouter Laroy - www.trainerstuff.be

Questions/Remarks/Suggestions: info@belgiumvolleystats.be - wouterstrainerstuff@gmail.com

		(20150225) MEN ~ GEN					Grand Total						
		3 ~ 2											
		Set 1	Set 2	Set 3	Set 4	Set 5							
		25 ~ 17	22 ~ 25	25 ~ 21	20 ~ 25	15 ~ 12							
GEN	2 Vandecaveye	Wing-Spiker	16	15	15	13	6	28 37					
	3 DEVRIESE	Middle Blocker	6	8	12	16	5	24 23					
	4 De Paepe	Middle Blocker	8	7	8	3	2	10 18					
	8 Engelschenschilt	Setter			2		2	4					
	9 Vandecaveye	Wing-Spiker	15	21	20	18	16	39 51					
	11 DEGRUYTER	Setter	7	10	7	7	3	17 17					
	14 Tholse	Wing-Spiker	14	18	18	16	11	34 43					
	18 Nagels	Libero	8	5	4	7	2	12 14					
MEN	1 VAN HAARLEM	Setter	5	8				8					
	3 SINNESAEEL	Middle Blocker	10	9	8	8	9	27 17					
	4 Radovic	Middle Blocker	9	7	5			14 7					
	5 Martinez Gion	Wing-Spiker		2	23	18	10	33 20					
	6 LEMAY	Libero	3	6	6	2	2	11 8					
	7 Louati	Wing-Spiker	17	24	15	30	18	50 54					
	8 VER EECKE	Wing-Spiker	22	19				22 19					
	9 BALDUYCK	Opposite	8	21	17	17	11	36 38					
	11 DELANGHE	Middle Blocker			2	5	4	6 5					
	14 COSEMANS	Setter			8	8	2	10 8					
		0	50	100	0	50	100	0	50	100	0	50	100
		Number of recorded actions		Number of recorded actions		Number of recorded actions		Number of recorded actions		Number of recorded actions		Number of recorded actions	

■ SET WON ■ SET LOST



2014-2015

DATA

BelgiumVolleyStats.be  
By Marnix Acar

© Trainerstuff.be  
By Wouter Laroy

VIZ

(20150225) MEN ~ GEN (3 ~ 2)  
Game analysis

TOI	ScoringActi..	TOIServe						OPPServe							
		TOISCORE			OPPSCORE			Total	TOISCORE			OPPSCORE			Total
		TOI	OPP	Total	TOI	OPP	Total		TOI	OPP	Total	TOI	OPP	Total	
GEN	A#	9		9		48	48	57	41		41		14	14	55
	S#	2		2				2				4	4	4	
	A=		17	17	3	3	20		5	5	8	8	13		
	A/		5	5	3	3	8		6	6	13	13	19		
	S=				13	13	13		14	14			14		
	E=								1	1	1	1	2		
	<b>Total</b>		11	22	33	19	48	67	100	41	26	67	22	18	40
MEN	A#	14		14		41	41	55	48		48		9	9	57
	S#	4		4				4				2	2	2	
	A=		8	8	5	5	13		3	3	17	17	20		
	A/		13	13	6	6	19		3	3	5	5	8		
	S=				14	14	14		13	13			13		
	E=		1	1	1	1	2								
	<b>Total</b>		18	22	40	26	41	67	107	48	19	67	22	11	33

Attack

		Count of SKILL	%SCORE	=SCORE%	EFF
1 VAN HAARLEM	MEN	1	100%	0%	100%
4 De Paepe	GEN	10	80%	0%	80%
3 SINNESAEL	MEN	17	76%	12%	65%
14 COSEMANS	MEN	3	67%	33%	33%
14 Tholse	GEN	54	52%	22%	30%
7 Louati	MEN	35	43%	14%	29%
9 BALDUYCK	MEN	51	37%	22%	16%
4 Radovic	MEN	9	33%	44%	-11%
3 DEVRIESE	GEN	17	29%	12%	18%
5 Martinez Gion	MEN	24	29%	29%	0%
2 Vandecaveye	GEN	30	20%	33%	-13%
9 Vandecaveye	GEN	15	20%	20%	0%
8 VER EECKE	MEN	13	15%	23%	-8%
11 DEGRUYTER	GEN	2	0%	0%	0%
11 DELANGHE	MEN	1	0%	0%	0%

Block

		Count of SKILL	#
3 SINNESAEL	MEN	8	4
9 BALDUYCK	MEN	5	4
11 DEGRUYTER	GEN	9	4
5 Martinez Gion	MEN	6	3
7 Louati	MEN	8	3
2 Vandecaveye	GEN	3	2
3 DEVRIESE	GEN	7	2
4 De Paepe	GEN	6	2
4 Radovic	MEN	4	1
11 DELANGHE	MEN	4	1
14 Tholse	GEN	6	1
1 VAN HAARLEM	MEN	1	
8 VER EECKE	MEN	1	
9 Vandecaveye	GEN	3	
14 COSEMANS	MEN	1	

Serve

		Count of SKILL	#%	=%
7 Louati	MEN	18	17%	17%
8 VER EECKE	MEN	10	10%	
14 Tholse	GEN	15	7%	13%
3 DEVRIESE	GEN	21	5%	
1 VAN HAARLEM	MEN	9		22%
2 Vandecaveye	GEN	14		14%
3 SINNESAEL	MEN	19		5%
4 De Paepe	GEN	11		55%
4 Radovic	MEN	8		38%
5 Martinez Gion	MEN	9		33%
8 Engelschenschilt	GEN	3		
9 BALDUYCK	MEN	16		
9 Vandecaveye	GEN	17		6%
11 DEGRUYTER	GEN	19		11%
11 DELANGHE	MEN	6		33%
14 COSEMANS	MEN	12		

Reception

		Count of SKILL	#%	+%	=%
14 Tholse	GEN	1	100%		
6 LEMAY	MEN	18	44%	17%	6%
5 Martinez Gion	MEN	13	38%	31%	
9 Vandecaveye	GEN	52	38%	17%	
2 Vandecaveye	GEN	16	38%		6%
18 Nagels	GEN	22	32%	23%	9%
7 Louati	MEN	39	31%	23%	3%
8 VER EECKE	MEN	17	24%	12%	
4 De Paepe	GEN	1			100%
11 DEGRUYTER	GEN	1		100%	

UPPER:  
TOI = Team of Interest = Team analyzed OPP = Opponent  
XXXServe = who served XXXSCORE = who got the point



2014-2015

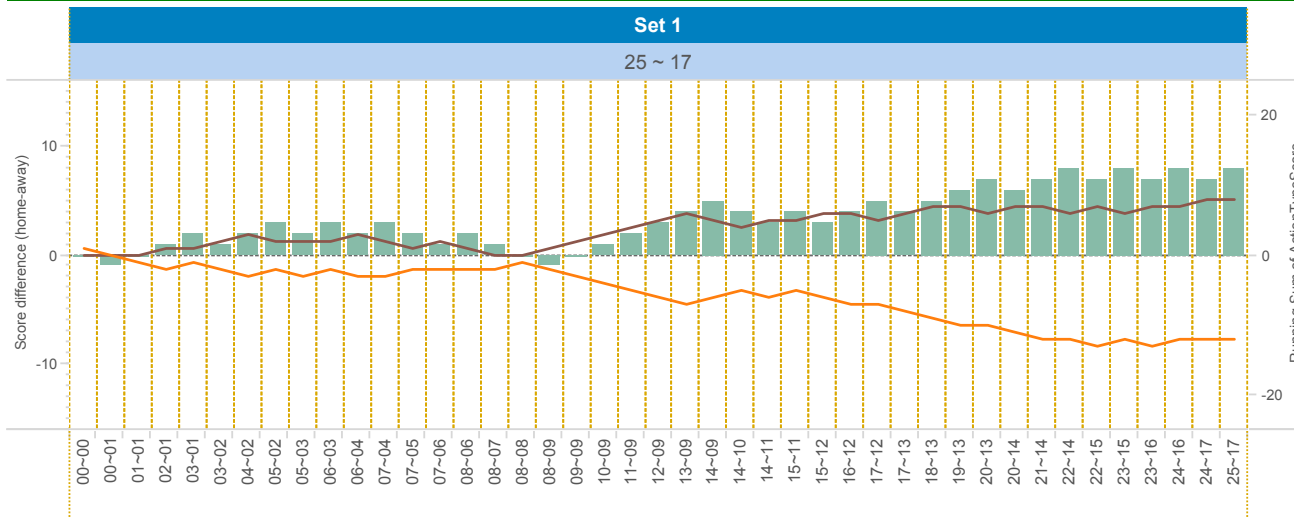
DATA

BelgiumVolleyStats.be  
By Marnix Acar

© Trainerstuff.be  
By Wouter laroy

VIZ

(20150225) MEN ~ GEN (3 ~ 2)  
Set analysis - Set 1



TEAM\_NAME

- GEN
- MEN

UPPER LEFT:

+1: A# - B# - S#    -1: A=, A/, B=, B/, S=, R=, D=, F=, S=

LOWER LEFT:

TOI = Team of Interest = Team analyzed    OPP = Opponent  
XXXServe = who served    XXXSCORE = who got the point

LOWER RIGHT:

Attack sorted on #SCORE

Attacking skills

		Set 1													
		TOIServe						OPPServe							
		TOIScore			OPPScore			Total	TOIScore			OPPScore			Total
TOI	Scorin..	TOI	OPP	Total	TOI	OPP	Total		TOI	OPP	Total	TOI	OPP	Total	
GEN	A#	2		2		10	10	12	8		8		2	2	10
	S#												2	2	2
	A=		1	1			1	1		1	1		4	4	5
	A/		1	1		1	1	2				4		4	4
	S=					2	2	2		4	4				4
	<b>Total</b>		2	2	4	3	10	13	17	8	5	13	8	4	12
MEN	A#	2		2		8	8	10	10		10		2	2	12
	S#		2	2			2	2							2
	A=			4	4	1	1	5				1		1	1
	A/			4	4			4		1	1		1	1	2
	S=					4	4	4		2	2				2
	<b>Total</b>		4	8	12	5	8	13	25	10	3	13	2	2	4

		Count of SKILL	#SCORE	#SCORE%	NOSCORE	NOSCORE%	=SCORE	=SCORE%	EFF	
14	Tholse	GEN	11	6	55%	0	0%	5	45%	9%
3	SINNESAEEL	MEN	3	3	100%	0	0%	0	0%	100%
4	De Paepe	GEN	3	3	100%	0	0%	0	0%	100%
4	Radovic	MEN	4	3	75%	1	25%	0	0%	75%
9	BALDUYCK	MEN	5	3	60%	0	0%	2	40%	20%
8	VER EECKE	MEN	6	2	33%	3	50%	1	17%	17%
2	Vandecaveye	GEN	8	1	13%	4	50%	3	38%	-25%
7	Louati	MEN	6	1	17%	5	83%	0	0%	17%
9	Vandecaveye	GEN	2	0	0%	1	50%	1	50%	-50%
11	DEGRUYTER	GEN	1	0	0%	1	100%	0	0%	0%



2014-2015

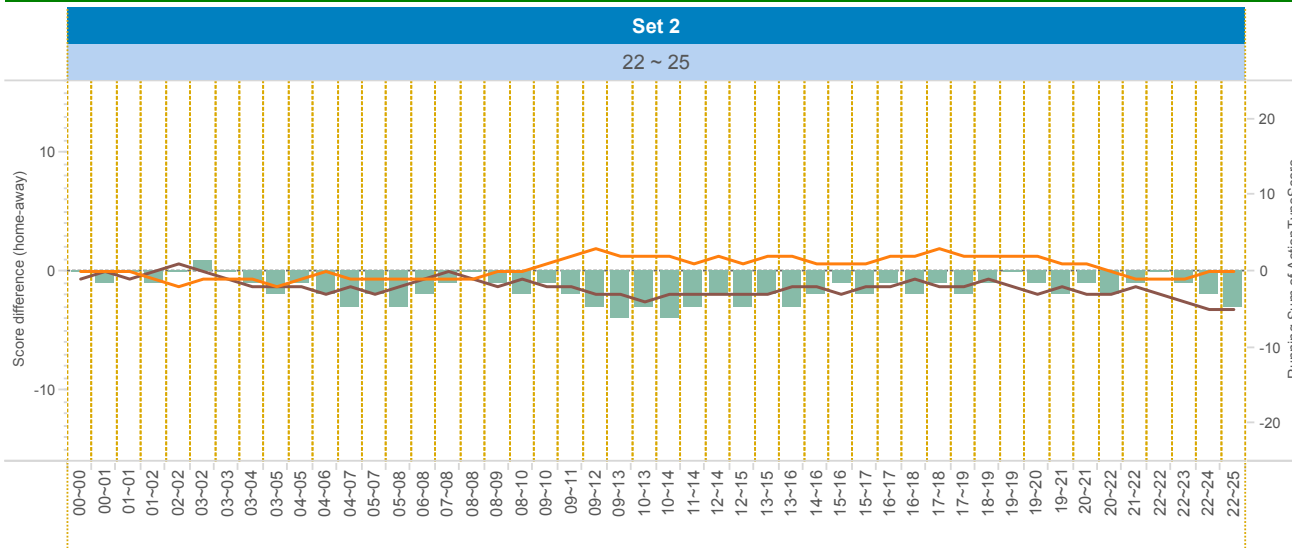
DATA

BelgiumVolleyStats.be  
By Marnix Acar

© Trainerstuff.be  
By Wouter Iaroy

VIZ

(20150225) MEN ~ GEN (3 ~ 2)  
Set analysis - Set 2



TEAM\_NAME

- GEN
- MEN

UPPER LEFT:

+1: A# - B# - S#    -1: A=, A/, B=, B/, S=, R=, D=, F=, S=

LOWER LEFT:

TOI = Team of Interest = Team analyzed    OPP = Opponent  
XXXServe = who served    XXXSCORE = who got the point

LOWER RIGHT:

Attack sorted on #SCORE

Attacking skills

		Set 2											
		TOIServe					OPPServe						
		TOIScore		OPPScore		Total	TOIScore		OPPScore		Total	Total	
TOI	Scorin..	TOI	OPP	Total	TOI	OPP	Total	TOI	OPP	Total	TOI	OPP	Total
GEN	A#	2		2		10	10	12	5		5		10
	S#	1		1				1					
	A=		5	5	2		2	7		4	4	2	6
	A/		2	2			2	2		2	2		2
	S=				3		3	3		4	4		4
	<b>Total</b>		3	7	10	5	10	15	25	5	10	15	7
MEN	A#	5		5		5	5	10	10		2	2	12
	S#										1	1	1
	A=		2	2	4		4	6		2	2	5	7
	A/				2		2	2		2	2		2
	S=				4		4	4		3	3		3
	<b>Total</b>		5	2	7	10	5	15	22	10	5	15	7

		Count of SKILL	#SCORE	#SCORE%	NOSCORE	NOSCORE%	=SCORE	=SCORE%	EFF	
7	Louati	MEN	11	6	55%	2	18%	3	27%	27%
9	BALDUYCK	MEN	17	4	24%	9	53%	4	24%	0%
3	SINNESAEI	MEN	4	3	75%	1	25%	0	0%	75%
14	Tholse	GEN	9	3	33%	5	56%	1	11%	22%
3	DEVRIESE	GEN	4	2	50%	1	25%	1	25%	25%
1	VAN HAARLEM	MEN	1	1	100%	0	0%	0	0%	100%
2	Vandecaveye	GEN	7	1	14%	5	71%	1	14%	0%
5	Martinez Gion	MEN	2	1	50%	0	0%	1	50%	0%
9	Vandecaveye	GEN	7	1	14%	5	71%	1	14%	0%
4	De Paepe	GEN	1	0	0%	1	100%	0	0%	0%
4	Radovic	MEN	4	0	0%	1	25%	3	75%	-75%
8	VER EECKE	MEN	7	0	0%	5	71%	2	29%	-29%
11	DEGRUYTER	GEN	1	0	0%	1	100%	0	0%	0%



2014-2015

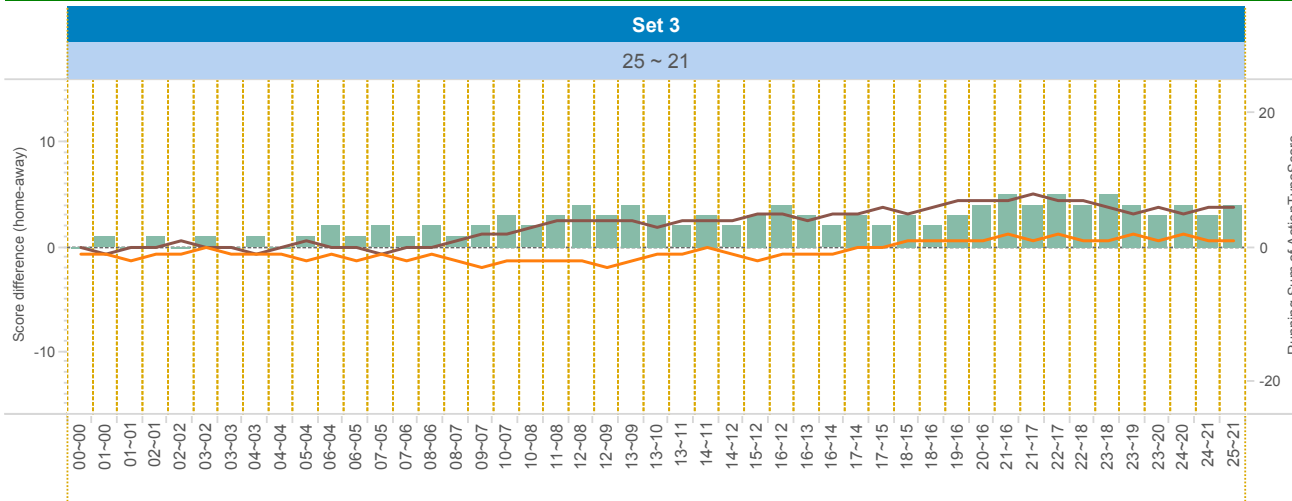
DATA

BelgiumVolleyStats.be  
By Marnix Acar

© Trainerstuff.be  
By Wouter Laroy

ZIV

(20150225) MEN ~ GEN (3 ~ 2)  
Set analysis - Set 3



TEAM\_NAME

- GEN
- MEN

UPPER LEFT:

+1: A# - B# - S#    -1: A=, A/, B=, B/, S=, R=, D=, F=, S=

LOWER LEFT:

TOI = Team of Interest = Team analyzed    OPP = Opponent  
XXXServe = who served    XXXSCORE = who got the point

LOWER RIGHT:

Attack sorted on #SCORE

		Set 3													
		TOIServe						OPPServe							
TOI	Scorin..	TOIScore			OPPScore			Total	TOIScore			OPPScore			Total
		TOI	OPP	Total	TOI	OPP	Total		TOI	OPP	Total	TOI	OPP	Total	
GEN	A#	1		1		13	13	14	12		12		2	2	14
	A=		1	1				1				1		1	1
	A/		1	1				1		2	2		3	3	5
	S=				5		5	5		3	3				3
	E=									1	1		1	1	2
	<b>Total</b>		1	2	3	5	13	18	21	12	6	18	5	2	7
MEN	A#	2		2		12	12	14	13		13		1	1	14
	A=		1	1				1				1		1	1
	A/		3	3	2		2	5				1		1	1
	S=				3		3	3		5	5				5
	E=		1	1	1		1	2							2
	<b>Total</b>		2	5	7	6	12	18	25	13	5	18	2	1	3

Attacking skills

		Count of SKILL	#SCORE	#SCORE%	NOSCORE	NOSCORE%	=SCORE	=SCORE%	EFF	
9	BALDUYCK	MEN	12	7	58%	5	42%	0	0%	58%
14	Tholse	GEN	12	7	58%	3	25%	2	17%	42%
4	De Paepe	GEN	5	4	80%	1	20%	0	0%	80%
7	Louati	MEN	6	3	50%	3	50%	0	0%	50%
3	SINNESAEEL	MEN	4	2	50%	1	25%	1	25%	25%
5	Martinez Gion	MEN	8	2	25%	4	50%	2	25%	0%
2	Vandecaveye	GEN	6	1	17%	3	50%	2	33%	-17%
3	DEVRIESE	GEN	5	1	20%	4	80%	0	0%	20%
14	COSEMANS	MEN	1	1	100%	0	0%	0	0%	100%
4	Radovic	MEN	1	0	0%	0	0%	1	100%	-100%
9	Vandecaveye	GEN	2	0	0%	2	100%	0	0%	0%



2014-2015

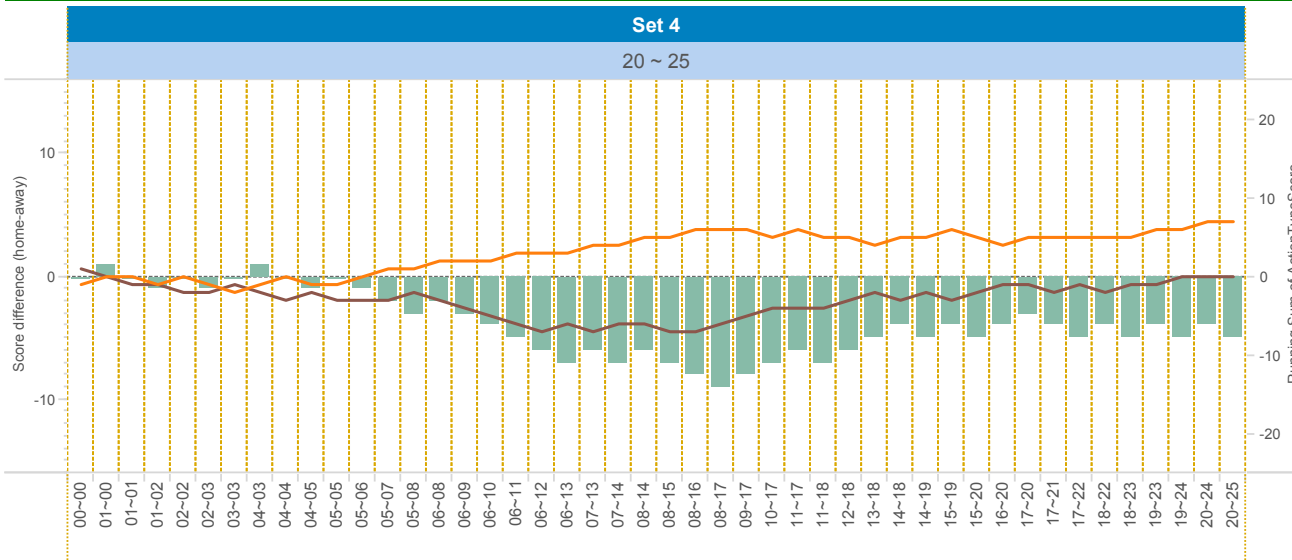
DATA

BelgiumVolleyStats.be  
By Marnix Acar

© Trainerstuff.be  
By Wouter Laroy

ZIV

(20150225) MEN ~ GEN (3 ~ 2)  
Set analysis - Set 4



TEAM\_NAME

- GEN
- MEN

UPPER LEFT:

+1: A# - B# - S#    -1: A=, A/, B=, B/, S=, R=, D=, F=, S=

LOWER LEFT:

TOI = Team of Interest = Team analyzed    OPP = Opponent  
XXXServe = who served    XXXSCORE = who got the point

LOWER RIGHT:

Attack sorted on #SCORE

Attacking skills

		Set 4													
		TOIServe						OPPServe							
		TOISCORE		OPPSCORE		Total	TOISCORE		OPPSCORE		Total	Total			
TOI	Scorin..	TOI	OPP	Total	TOI	OPP	Total	TOI	OPP	Total	TOI	OPP	Total		
GEN	A#	4		4		9	9	13	10		10		2	2	12
	S#	1		1				1				2	2	2	
	A=		6	6	1		1	7							
	A/				2		2	2		2	2		2	4	
	S=				2		2	2		2	2		2	2	
	<b>Total</b>		5	6	11	5	9	14	25	10	4	14	2	4	6
MEN	A#	2		2		10	10	12	9		9		4	4	13
	S#	2		2				2				1	1	1	
	A=									1	1	6	6	7	
	A/		2	2	2		2	4		2	2			2	
	S=				2		2	2		2	2			2	
	<b>Total</b>		4	2	6	4	10	14	20	9	5	14	6	5	11

		Count of SKILL	#SCORE	#SCORE%	NOSCORE	NOSCORE%	=SCORE	=SCORE%	EFF	
14	Tholse	GEN	13	9	69%	3	23%	1	8%	62%
2	Vandecaveye	GEN	7	3	43%	2	29%	2	29%	14%
5	Martinez Gion	MEN	10	3	30%	5	50%	2	20%	10%
7	Louati	MEN	6	3	50%	2	33%	1	17%	33%
9	BALDUYCK	MEN	11	3	27%	5	45%	3	27%	0%
3	SINNESAEEL	MEN	3	2	67%	0	0%	1	33%	33%
3	DEVRIESE	GEN	7	1	14%	5	71%	1	14%	0%
4	De Paepe	GEN	1	1	100%	0	0%	0	0%	100%
9	Vandecaveye	GEN	1	0	0%	0	0%	1	100%	####
11	DELANGHE	MEN	1	0	0%	1	100%	0	0%	0%
14	COSEMANS	MEN	1	0	0%	0	0%	1	100%	####



2014-2015

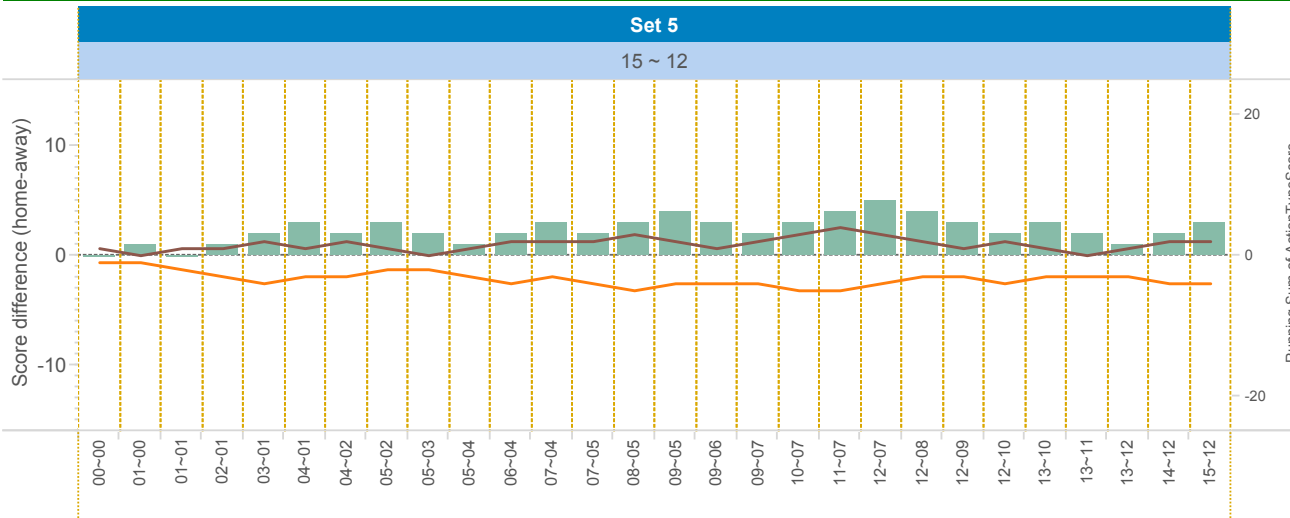
DATA

BelgiumVolleyStats.be  
By Marnix Acar

© Trainerstuff.be  
By Wouter Laroy

ZAV

(20150225) MEN ~ GEN (3 ~ 2)  
Set analysis - Set 5



TEAM\_NAME

- GEN
- MEN

UPPER LEFT:

+1: A# - B# - S#    -1: A=, A/, B=, B/, S=, R=, D=, F=, S=

LOWER LEFT:

TOI = Team of Interest = Team analyzed    OPP = Opponent  
XXXServe = who served    XXXSCORE = who got the point

LOWER RIGHT:

Attack sorted on #SCORE

		Set 5													
		TOIServe						OPPServe							
		TOISCORE			OPPSCORE			Total	TOISCORE			OPPSCORE			Total
TOI	Scorin..	TOI	OPP	Total	TOI	OPP	Total		TOI	OPP	Total	TOI	OPP	Total	
GEN	A#				6	6	6	6		6		3	3	9	
	A/		1	1			1			4		4	4	4	
	A=		4	4			4			1		1	1	1	
	S=				1	1	1		1	1				1	
	<b>Total</b>			5	5	1	6	7	12	6	1	7	5	3	8
MEN	A#	3		3	6	6	9	6		6				6	
	A/		4	4			4				1		1	1	
	A=		1	1			1			4		4	4	4	
	S=				1	1	1		1	1				1	
	<b>Total</b>		3	5	8	1	6	7	15	6	1	7	5	5	12

Attacking skills

		Count of SKILL	#SCORE	#SCORE%	NOSCORE	NOSCORE%	=SCORE	=SCORE%	EFF	
14	Tholse	GEN	54	28	52%	14	26%	12	22%	30%
9	BALDUYCK	MEN	51	19	37%	21	41%	11	22%	16%
7	Louati	MEN	35	15	43%	15	43%	5	14%	29%
3	SINNESAEI	MEN	17	13	76%	2	12%	2	12%	65%
4	De Paepe	GEN	10	8	80%	2	20%	0	0%	80%
5	Martinez Gion	MEN	24	7	29%	10	42%	7	29%	0%
2	Vandecaveye	GEN	30	6	20%	14	47%	10	33%	-13%
3	DEVRIESE	GEN	17	5	29%	10	59%	2	12%	18%
4	Radovic	MEN	9	3	33%	2	22%	4	44%	-11%
9	Vandecaveye	GEN	15	3	20%	9	60%	3	20%	0%
8	VER EECKE	MEN	13	2	15%	8	62%	3	23%	-8%
14	COSEMANS	MEN	3	2	67%	0	0%	1	33%	33%
1	VAN HAARLEM	MEN	1	1	100%	0	0%	0	0%	100%
11	DEGRUYTER	GEN	2	0	0%	2	100%	0	0%	0%
11	DELANGHE	MEN	1	0	0%	1	100%	0	0%	0%



2014-2015

DATA

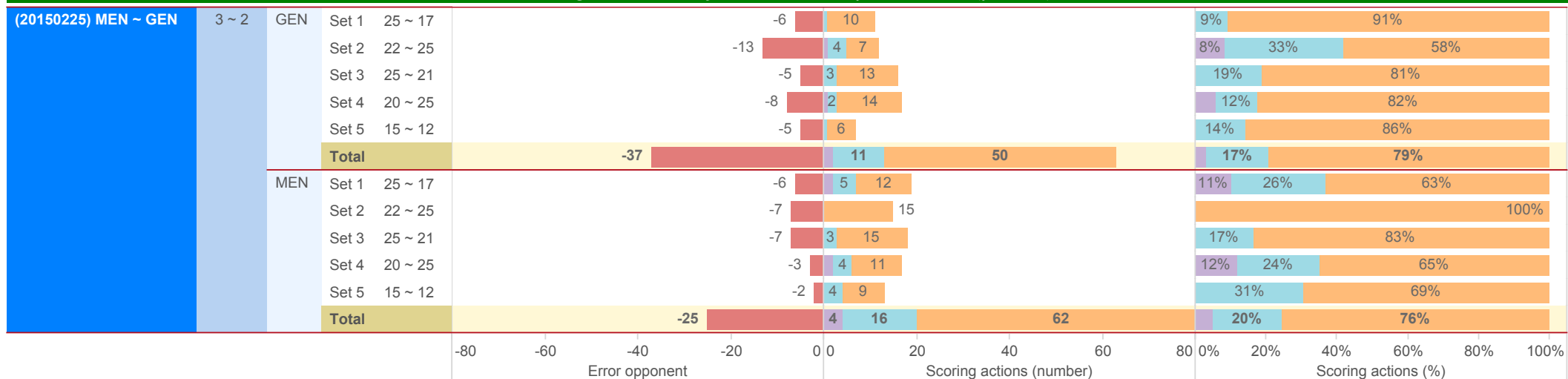
BelgiumVolleyStats.be  
By Marnix Acar

© Trainerstuff.be  
By Wouter Laroy

VIZ

(20150225) MEN ~ GEN (3 ~ 2)

Scoring Actions Analyzed: how were points made (per set)



S - Serve    B - Block    A - Attack





2014-2015

DATA

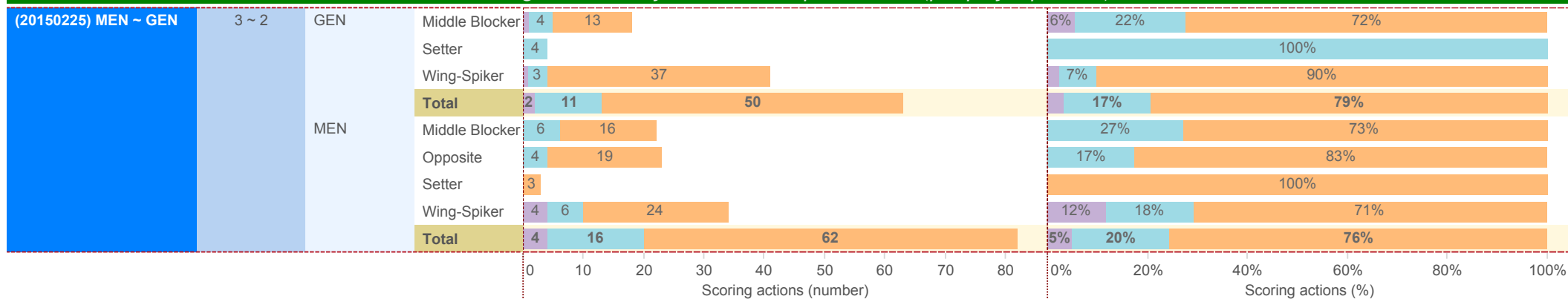
BelgiumVolleyStats.be  
By Marnix Acar

© Trainerstuff.be  
By Wouter Laroy

VIZ

(20150225) MEN ~ GEN (3 ~ 2)

Scoring Actions Analyzed: how were points made (per player position)





2014-2015

DATA

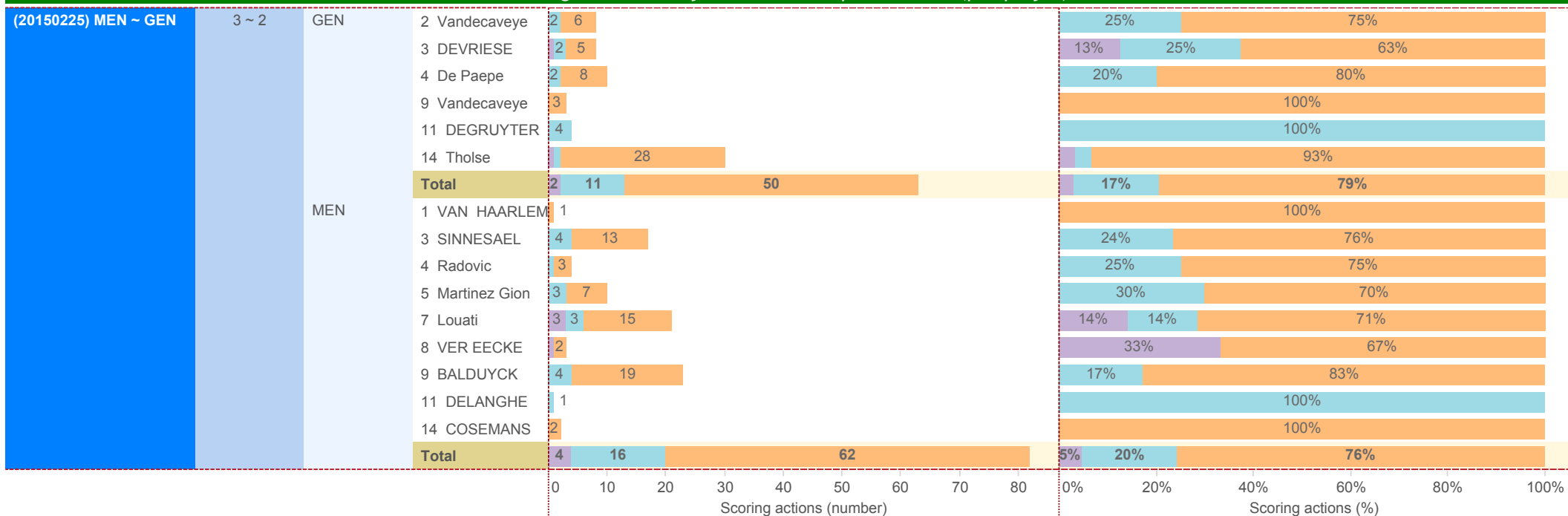
BelgiumVolleyStats.be  
By Marnix Acar

© Trainerstuff.be  
By Wouter Laroy

VIZ

(20150225) MEN ~ GEN (3 ~ 2)

Scoring Actions Analyzed: how were points made (per player)



S - Serve    B - Block    A - Attack



2014-2015

DATA

BelgiumVolleyStats.be  
By Marnix Acar

© Trainerstuff.be  
By Wouter Laroy

VIZ

(20150225) MEN ~ GEN (3 ~ 2)

Skills in detail (per player position): Attack/Block

Skill	Position	Game 1						Game 2		Count of SKILL	EFF
		#	+	!	-	/	=	Count of SKILL	EFF		
A - Attack	GEN	Middle Blocker	13 (48%)	6 (22%)	2 (4%)	4 (15%)	1 (4%)	1 (4%)	27	41%	
		Setter		2 (100%)					2	0%	
		Wing-Spiker	37 (37%)	7 (7%)	4 (15%)	26 (26%)	15 (15%)	10 (10%)	99	12%	
		<b>Total</b>	<b>50 (39%)</b>	<b>15 (12%)</b>	<b>6 (13%)</b>	<b>30 (23%)</b>	<b>16 (13%)</b>	<b>11 (9%)</b>	<b>128</b>	<b>18%</b>	
	MEN	Middle Blocker	16 (59%)	3 (11%)	1 (7%)	1 (4%)	2 (7%)	4 (15%)	27	37%	
		Opposite	19 (37%)	8 (16%)	3 (8%)	10 (20%)	4 (8%)	7 (14%)	51	16%	
		Setter	3 (75%)					1 (25%)	4	50%	
		Wing-Spiker	24 (33%)	5 (7%)	10 (7%)	18 (25%)	5 (7%)	10 (14%)	72	13%	
		<b>Total</b>	<b>62 (40%)</b>	<b>16 (10%)</b>	<b>14 (7%)</b>	<b>29 (19%)</b>	<b>11 (7%)</b>	<b>22 (14%)</b>	<b>154</b>	<b>19%</b>	
		B - Block	GEN	Middle Blocker	4 (31%)		3 ( )			6 (46%)	13
Setter	4 (44%)			1 (11%)	3 ( )			1 (11%)	9	33%	
Wing-Spiker	3 (25%)				1 ( )			8 (67%)	12	-42%	
<b>Total</b>	<b>11 (32%)</b>			<b>1 (3%)</b>	<b>7 ( )</b>			<b>15 (44%)</b>	<b>34</b>	<b>-12%</b>	
MEN	Middle Blocker		6 (38%)	1 (6%)	3 ( )			6 (38%)	16	0%	
	Opposite		4 (80%)		1 ( )				5	80%	
	Setter							2 (100%)	2	-100%	
	Wing-Spiker		6 (40%)	1 (7%)	2 ( )			6 (40%)	15	0%	
	<b>Total</b>		<b>16 (42%)</b>	<b>2 (5%)</b>	<b>6 ( )</b>			<b>14 (37%)</b>	<b>38</b>	<b>5%</b>	



2014-2015

DATA

BelgiumVolleyStats.be  
By Marnix Acar

© Trainerstuff.be  
By Wouter Laroy

VIZ

(20150225) MEN ~ GEN (3 ~ 2)

Skills in detail (per player position): Serve/Reception

Skill	Category	Position	Game Lost		Game Won		Total	%	Count of SKILL	EFF																
			#	+	!	-					/	=														
S - Serve	GEN	Middle Blocker	1 (3%)	7 (22%)			18 (56%)		6 (19%)	32	-16%															
		Setter		9 (41%)			10 (45%)	1 (5%)	2 (9%)	22	-9%															
		Wing-Spiker	1 (2%)	13 (28%)			24 (52%)	3 (7%)	5 (11%)	46	-9%															
		<b>Total</b>	<b>2 (2%)</b>	<b>29 (29%)</b>			<b>52 (52%)</b>	<b>4 (4%)</b>	<b>13 (13%)</b>	<b>100</b>	<b>-11%</b>															
	MEN	Middle Blocker		13 (39%)			13 (39%)	1 (3%)	6 (18%)	33	-18%															
		Opposite		6 (38%)			8 (50%)	2 (13%)		16	0%															
		Setter		7 (33%)			10 (48%)	2 (10%)	2 (10%)	21	-10%															
		Wing-Spiker	4 (11%)	9 (24%)			17 (46%)	1 (3%)	6 (16%)	37	-5%															
		<b>Total</b>	<b>4 (4%)</b>	<b>35 (33%)</b>			<b>48 (45%)</b>	<b>6 (6%)</b>	<b>14 (13%)</b>	<b>107</b>	<b>-9%</b>															
	R - Reception	GEN	Libero	7 (32%)	5 (23%)			8 (36%)		2 (9%)	22	-9%														
Middle Blocker									1 (100%)	1	-100%															
Setter				1 (100%)						1	0%															
Wing-Spiker			27 (39%)	9 (13%)			26 (38%)	6 (9%)	1 (1%)	69	-1%															
<b>Total</b>			<b>34 (37%)</b>	<b>15 (16%)</b>			<b>34 (37%)</b>	<b>6 (6%)</b>	<b>4 (4%)</b>	<b>93</b>	<b>-4%</b>															
MEN		Libero	8 (44%)	3 (17%)			5 (28%)	1 (6%)	1 (6%)	18	-6%															
		Wing-Spiker	21 (30%)	15 (22%)			29 (42%)	3 (4%)	1 (1%)	69	-1%															
		<b>Total</b>	<b>29 (33%)</b>	<b>18 (21%)</b>			<b>34 (39%)</b>	<b>4 (5%)</b>	<b>2 (2%)</b>	<b>87</b>	<b>-2%</b>															
				0	20	40	60	0	20	40	60	0	0	50	0	5	10	0	10	20	0	50	100	-100%	-50%	0%
				#		+		!		-		/		=		Count of SKILL		EFF								



2014-2015

DATA

BelgiumVolleyStats.be  
By Marnix Acar

© Trainerstuff.be  
By Wouter Laroy

VIZ

(20150225) MEN ~ GEN (3 ~ 2)  
Skills in detail (per player): Attack

A - Attack		GEN							Count of SKILL	EFF
	2 Vandecaveye	6 (20%)	1 (3%)	2 (17%)	11 (37%)	5 (17%)	5 (17%)	30	-13%	
	3 DEVRIESE	5 (29%)	6 (35%)	1 (6%)	3 (18%)	1 (6%)	1 (6%)	17	18%	
	4 De Paepe	8 (80%)		1 ()	1 (10%)			10	80%	
	9 Vandecaveye	3 (20%)	1 (7%)	1 (7%)	7 (47%)	1 (7%)	2 (13%)	15	0%	
	11 DEGRUYTER		2 (100%)					2	0%	
	14 Tholse	28 (52%)	5 (9%)	1 (17%)	8 (15%)	9 (17%)	3 (6%)	54	30%	
	<b>Total</b>	<b>50 (39%)</b>	<b>15 (12%)</b>	<b>6 (13%)</b>	<b>30 (23%)</b>	<b>16 (13%)</b>	<b>11 (9%)</b>	<b>128</b>	<b>18%</b>	
	MEN									
	1 VAN HAARLEM	1 (100%)						1	100%	
	3 SINNESAELE	13 (76%)	1 (6%)		1 (6%)	1 (6%)	1 (6%)	17	65%	
	4 Radovic	3 (33%)	2 (22%)			1 (11%)	3 (33%)	9	-11%	
	5 Martinez Gion	7 (29%)	1 (4%)	4 (4%)	5 (21%)	1 (4%)	6 (25%)	24	0%	
	7 Louati	15 (43%)	1 (3%)	4 (6%)	10 (29%)	2 (6%)	3 (9%)	35	29%	
	8 VER EECKE	2 (15%)	3 (23%)	2 (15%)	3 (23%)	2 (15%)	1 (8%)	13	-8%	
	9 BALDUYCK	19 (37%)	8 (16%)	3 (8%)	10 (20%)	4 (8%)	7 (14%)	51	16%	
	11 DELANGHE			1 ()				1	0%	
	14 COSEMANS	2 (67%)					1 (33%)	3	33%	
	<b>Total</b>	<b>62 (40%)</b>	<b>16 (10%)</b>	<b>14 (7%)</b>	<b>29 (19%)</b>	<b>11 (7%)</b>	<b>22 (14%)</b>	<b>154</b>	<b>19%</b>	
		#	+	!	-	/	=	Count of SKILL	EFF	



2014-2015

DATA

BelgiumVolleyStats.be  
By Marnix Acar

© Trainerstuff.be  
By Wouter Laroy

VIZ

(20150225) MEN ~ GEN (3 ~ 2)

Skills in detail (per player): Block

B - Block	GEN	Player	Skill					Count of SKILL	EFF	
			#	+	!	-	/			
B - Block	GEN	2 Vandecaveye	2 (67%)					1 (33%)	3	33%
		3 DEVRIESE	2 (29%)		3 ()			2 (29%)	7	0%
		4 De Paepe	2 (33%)					4 (67%)	6	-33%
		9 Vandecaveye						3 (100%)	3	-100%
		11 DEGRUYTER	4 (44%)	1 (11%)	3 ()			1 (11%)	9	33%
		14 Tholse	1 (17%)		1 ()			4 (67%)	6	-50%
		<b>Total</b>	<b>11 (32%)</b>	<b>1 (3%)</b>	<b>7 ()</b>			<b>15 (44%)</b>	<b>34</b>	<b>-12%</b>
	MEN	1 VAN HAARLEM						1 (100%)	1	-100%
		3 SINNESAEEL	4 (50%)	1 (13%)				3 (38%)	8	13%
		4 Radovic	1 (25%)		2 ()			1 (25%)	4	0%
		5 Martinez Gion	3 (50%)	1 (17%)				2 (33%)	6	17%
		7 Louati	3 (38%)		1 ()			4 (50%)	8	-13%
		8 VER EECKE			1 ()				1	0%
		9 BALDUYCK	4 (80%)		1 ()				5	80%
		11 DELANGHE	1 (25%)		1 ()			2 (50%)	4	-25%
		14 COSEMANS						1 (100%)	1	-100%
		<b>Total</b>	<b>16 (42%)</b>	<b>2 (5%)</b>	<b>6 ()</b>			<b>14 (37%)</b>	<b>38</b>	<b>5%</b>
		#	+	!	-	/	=	Count of SKILL	EFF	



2014-2015

DATA

BelgiumVolleyStats.be  
By Marnix Acar

© Trainerstuff.be  
By Wouter Laroy

VIZ

(20150225) MEN ~ GEN (3 ~ 2)

Skills in detail (per player): Serve

S - Serve	GEN	(20150225) MEN ~ GEN (3 ~ 2)										Count of SKILL	EFF
		#	+	!	-	/	=	Count of SKILL	EFF				
S - Serve	2 Vandecaveye		5 (36%)			6 (43%)	1 (7%)	2 (14%)	14	-14%			
	3 DEVRIESE	1 (5%)	7 (33%)			13 (62%)		21	5%				
	4 De Paepe					5 (45%)		6 (55%)	11	-55%			
	8 Engelschenschilt		1 (33%)			2 (67%)		3	0%				
	9 Vandecaveye		5 (29%)			10 (59%)	1 (6%)	1 (6%)	17	-6%			
	11 DEGRUYTER		8 (42%)			8 (42%)	1 (5%)	2 (11%)	19	-11%			
	14 Tholse	1 (7%)	3 (20%)			8 (53%)	1 (7%)	2 (13%)	15	-7%			
	<b>Total</b>	<b>2 (2%)</b>	<b>29 (29%)</b>			<b>52 (52%)</b>	<b>4 (4%)</b>	<b>13 (13%)</b>	<b>100</b>	<b>-11%</b>			
	MEN	1 VAN HAARLEM		4 (44%)			3 (33%)		2 (22%)	9	-22%		
		3 SINNESAEEL		10 (53%)			8 (42%)		1 (5%)	19	-5%		
		4 Radovic		1 (13%)			3 (38%)	1 (13%)	3 (38%)	8	-38%		
		5 Martinez Gion		2 (22%)			4 (44%)		3 (33%)	9	-33%		
		7 Louati	3 (17%)	4 (22%)			8 (44%)		3 (17%)	18	0%		
		8 VER EECKE	1 (10%)	3 (30%)			5 (50%)	1 (10%)		10	10%		
		9 BALDUYCK		6 (38%)			8 (50%)	2 (13%)		16	0%		
11 DELANGHE			2 (33%)			2 (33%)		2 (33%)	6	-33%			
14 COSEMANS			3 (25%)			7 (58%)	2 (17%)		12	0%			
<b>Total</b>		<b>4 (4%)</b>	<b>35 (33%)</b>			<b>48 (45%)</b>	<b>6 (6%)</b>	<b>14 (13%)</b>	<b>107</b>	<b>-9%</b>			
		#	+	!	-	/	=	Count of SKILL	EFF				



2014-2015

DATA

BelgiumVolleyStats.be  
By Marnix Acar

© Trainerstuff.be  
By Wouter Laroy

VIZ

(20150225) MEN ~ GEN (3 ~ 2)  
Skills in detail (per player): Reception

R - Reception	GEN	Skill Categories						Count of SKILL	EFF
		#	+	!	-	/	=		
	2 Vandecaveye	6 (38%)			7 (44%)	2 (13%)	1 (6%)	16	-6%
	4 De Paepe						1 (100%)	1	-100%
	9 Vandecaveye	20 (38%)	9 (17%)		19 (37%)	4 (8%)		52	0%
	11 DEGRUYTER		1 (100%)					1	0%
	14 Tholse	1 (100%)						1	0%
	18 Nagels	7 (32%)	5 (23%)		8 (36%)		2 (9%)	22	-9%
	<b>Total</b>	<b>34 (37%)</b>	<b>15 (16%)</b>		<b>34 (37%)</b>	<b>6 (6%)</b>	<b>4 (4%)</b>	<b>93</b>	<b>-4%</b>
	MEN								
	5 Martinez Gion	5 (38%)	4 (31%)		3 (23%)	1 (8%)		13	0%
	6 LEMAY	8 (44%)	3 (17%)		5 (28%)	1 (6%)	1 (6%)	18	-6%
	7 Louati	12 (31%)	9 (23%)		15 (38%)	2 (5%)	1 (3%)	39	-3%
	8 VER EECKE	4 (24%)	2 (12%)		11 (65%)			17	0%
	<b>Total</b>	<b>29 (33%)</b>	<b>18 (21%)</b>		<b>34 (39%)</b>	<b>4 (5%)</b>	<b>2 (2%)</b>	<b>87</b>	<b>-2%</b>
		#	+	!	-	/	=	Count of SKILL	EFF