



2014-2015

DATA

**BelgiumVolleyStats.be**  
By Marnix Acar

© **Trainerstuff.be**  
By Wouter Laroy

VIZ

Scouting data provided by: Marnix Acar - www.BelgiumVolleyStats.be

Data processing and vizualization: Wouter Laroy - www.trainerstuff.be

Questions/Remarks/Suggestions: info@belgiumvolleystats.be - wouterstrainerstuff@gmail.com

		(20150225) MAA ~ WAR					Grand Total	
		3 ~ 2						
		Set 1	Set 2	Set 3	Set 4	Set 5		
		25 ~ 22	23 ~ 25	25 ~ 23	34 ~ 36	15 ~ 10		
MAA	2 Dumont	Libero					1	1
	3 Broshog	Middle Blocker			10	18	4	14 18
	7 DERKONINGEN	Libero	8	10	10	15	2	20 25
	8 RAYMAEKERS	Middle Blocker	8	13	18	19	4	30 32
	9 Lecat	Wing-Spiker	27	19	10			37 19
	10 Höhne	Wing-Spiker	19	27	27	45	14	60 72
	12 Parkinson	Middle Blocker	13	9	6			19 9
	14 Padar	Opposite	15	19	12	17	15	42 36
	15 Finoli	Setter	25	20	15			40 20
	17 Gotch	Wing-Spiker			10	26	6	16 26
18 Lushtaku	Setter			6	30	11	17 30	
WAR	2 POELMAN	Middle Blocker	3		7	1		
	4 DE BRABANDERE	Wing-Spiker	17	24	22	31	10	55 49
	6 Piovarci	Wing-Spiker	5	13	10	14	1	27 16
	8 BACKAERT	Middle Blocker	8	6	9	16	4	22 21
	9 De Schrijver	Wing-Spiker	22	18	19	29	10	47 51
	10 VERBOOMEN	Libero	14	17	28	19	9	36 51
	14 WAGENER	Setter	22	25	19	36	10	61 51
	18 Bacci Ramos	Opposite	16	19	15	23	9	42 40
		0 50 100	0 50 100	0 50 100	0 50 100	0 50 100	0 50 100	
		Number of recorded actions	Number of recorded actions	Number of recorded actions	Number of recorded actions	Number of recorded actions	Number of recorded actions	

■ SET WON ■ SET LOST



2014-2015

DATA

BelgiumVolleyStats.be  
By Marnix Acar

© Trainerstuff.be  
By Wouter Laroy

VIZ

(20150225) MAA ~ WAR (3 ~ 2)  
Game analysis

TOI	ScoringActi..	TOIServe						OPPServe							
		TOISCORE			OPPSCORE			Total	TOISCORE			OPPSCORE			Total
		TOI	OPP	Total	TOI	OPP	Total		TOI	OPP	Total	TOI	OPP	Total	
MAA	A#	17		17		53	53	70	51		51		14	14	65
	S#	8		8		1	1	9				11	11	11	
	A=		4	4		2	1	3		7	7		5	12	
	A\		11	11		4		4		6	6	6		12	
	S=					17		17		15	15			15	
	E=			2				2							
	D=					1		1							
<b>Total</b>		25	17	42	25	54	79	121	51	28	79	11	25	36	115
WAR	A#	14		14		51	51	65	53		53		17	17	70
	S#	11		11				11		1	1		8	8	9
	A=			5		7		7	1	2	3	4		4	7
	A\			6		6		6		4	4	11		11	15
	S=					15		15		17	17				17
	E=											2		2	2
	D=									1	1				1
<b>Total</b>		25	11	36	28	51	79	115	54	25	79	17	25	42	121

Attack

Block

Serve

Reception

		Count of SKILL	%SCORE	%SCORE	EFF
10 VERBOOMEN	WAR	1	100%	0%	100%
8 BACKAERT	WAR	14	71%	7%	64%
8 RAYMAEKERS	MAA	16	69%	6%	63%
6 Piovarci	WAR	13	54%	8%	46%
9 De Schrijver	WAR	44	52%	18%	34%
3 Broshog	MAA	2	50%	0%	50%
18 Lushtaku	MAA	2	50%	50%	0%
10 Höhne	MAA	41	49%	12%	37%
14 Padar	MAA	39	49%	21%	28%
17 Gotch	MAA	18	44%	6%	39%
14 WAGENER	WAR	7	43%	14%	29%
12 Parkinson	MAA	12	42%	8%	33%
18 Bacci Ramos	WAR	44	39%	32%	7%
4 DE BRABANDERE	WAR	29	34%	17%	17%
9 Lecat	MAA	10	30%	0%	30%
15 Finoli	MAA	1	0%	0%	0%

		Count of SKILL	#
3 Broshog	MAA	15	7
6 Piovarci	WAR	10	4
8 RAYMAEKERS	MAA	23	4
4 DE BRABANDERE	WAR	7	2
14 WAGENER	WAR	5	2
18 Lushtaku	MAA	4	2
8 BACKAERT	WAR	6	1
9 De Schrijver	WAR	4	1
9 Lecat	MAA	2	1
10 Höhne	MAA	9	1
14 Padar	MAA	9	1
17 Gotch	MAA	1	1
2 POELMAN	WAR	2	
10 VERBOOMEN	WAR	1	
12 Parkinson	MAA	6	
15 Finoli	MAA	1	
18 Bacci Ramos	WAR	7	

		Count of SKILL	%%	%%
8 BACKAERT	WAR	18	17%	22%
10 Höhne	MAA	26	15%	8%
18 Bacci Ramos	WAR	14	14%	36%
3 Broshog	MAA	9	11%	
8 RAYMAEKERS	MAA	18	11%	11%
4 DE BRABANDERE	WAR	21	10%	
14 WAGENER	WAR	25	8%	4%
15 Finoli	MAA	13	8%	8%
6 Piovarci	WAR	17	6%	24%
9 De Schrijver	WAR	18	6%	6%
14 Padar	MAA	20	5%	30%
2 Dumont	MAA	1		
2 POELMAN	WAR	2		
9 Lecat	MAA	10		10%
12 Parkinson	MAA	7		
17 Gotch	MAA	8		13%
18 Lushtaku	MAA	9		44%

		Count of SKILL	%%	%%	%%
9 De Schrijver	WAR	21	57%	10%	5%
17 Gotch	MAA	11	45%	9%	27%
4 DE BRABANDERE	WAR	31	45%	26%	6%
9 Lecat	MAA	31	45%	13%	13%
10 VERBOOMEN	WAR	49	43%	16%	6%
10 Höhne	MAA	43	42%	19%	7%
3 Broshog	MAA	3	33%	33%	
7 DERKONINGEN	MAA	11	18%	64%	9%
18 Bacci Ramos	WAR	1			100%

UPPER:

TOI = Team of Interest = Team analyzed    OPP = Opponent  
 XXXServe = who served    XXXSCORE = who got the point



2014-2015

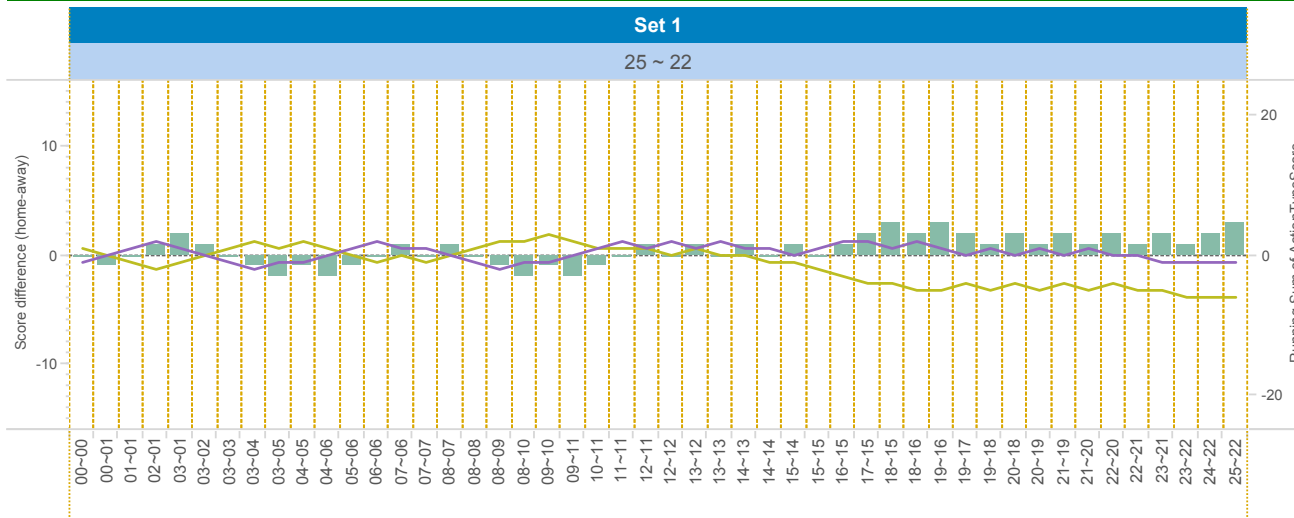
DATA

BelgiumVolleyStats.be  
By Marnix Acar

© Trainerstuff.be  
By Wouter laroy

VIZ

(20150225) MAA ~ WAR (3 ~ 2)  
Set analysis - Set 1



TEAM\_NAME

- MAA
- WAR

UPPER LEFT:

+1: A# - B# - S#    -1: A=, A/, B=, B/, S=, R=, D=, F=, S=

LOWER LEFT:

TOI = Team of Interest = Team analyzed    OPP = Opponent  
XXXServe = who served    XXXSCORE = who got the point

LOWER RIGHT:

Attack sorted on #SCORE

Attacking skills

		Set 1														
		TOIServe						OPPServe								
		TOIScore			OPPScore			Total	TOIScore			OPPScore			Total	
TOI	Scorin..	TOI	OPP	Total	TOI	OPP	Total		TOI	OPP	Total	TOI	OPP	Total		
MAA	A#	2		2		11	11	13	12		12		2	2	14	
	S#	3		3				3					2	2	2	
	A=		1	1	1		1	2		1	1				1	
	A/		2	2				2				1		1	1	
	S=					5	5	5		3	3				3	
	E=		1	1				1								1
	<b>Total</b>		5	4	9	6	11	17	26	12	4	16	1	4	5	21
WAR	A#	2		2		12	12	14	11		11		2	2	13	
	S#	2		2				2					3	3	3	
	A=					1	1	1		1	1		1	1	2	
	A/		1	1				1				2		2	2	
	S=					3	3	3		5	5				5	
	E=												1	1	1	
	<b>Total</b>		4	1	5	4	12	16	21	11	6	17	4	5	9	26

		Count of SKILL	#SCORE	#SCORE%	NOSCORE	NOSCORE%	=SCORE	=SCORE%	EFF
9 De Schrijver	WAR	8	4	50%	4	50%	0	0%	50%
10 Höhne	MAA	6	4	67%	1	17%	1	17%	50%
12 Parkinson	MAA	6	4	67%	2	33%	0	0%	67%
18 Bacci Ramos	WAR	10	4	40%	3	30%	3	30%	10%
4 DE BRABANDERE	WAR	6	3	50%	2	33%	1	17%	33%
14 Padar	MAA	8	3	38%	4	50%	1	13%	25%
8 RAYMAEKERS	MAA	3	2	67%	1	33%	0	0%	67%
6 Piovarci	WAR	2	1	50%	1	50%	0	0%	50%
8 BACKAERT	WAR	1	1	100%	0	0%	0	0%	100%
9 Lecat	MAA	5	1	20%	4	80%	0	0%	20%
15 Finoli	MAA	1	0	0%	1	100%	0	0%	0%



2014-2015

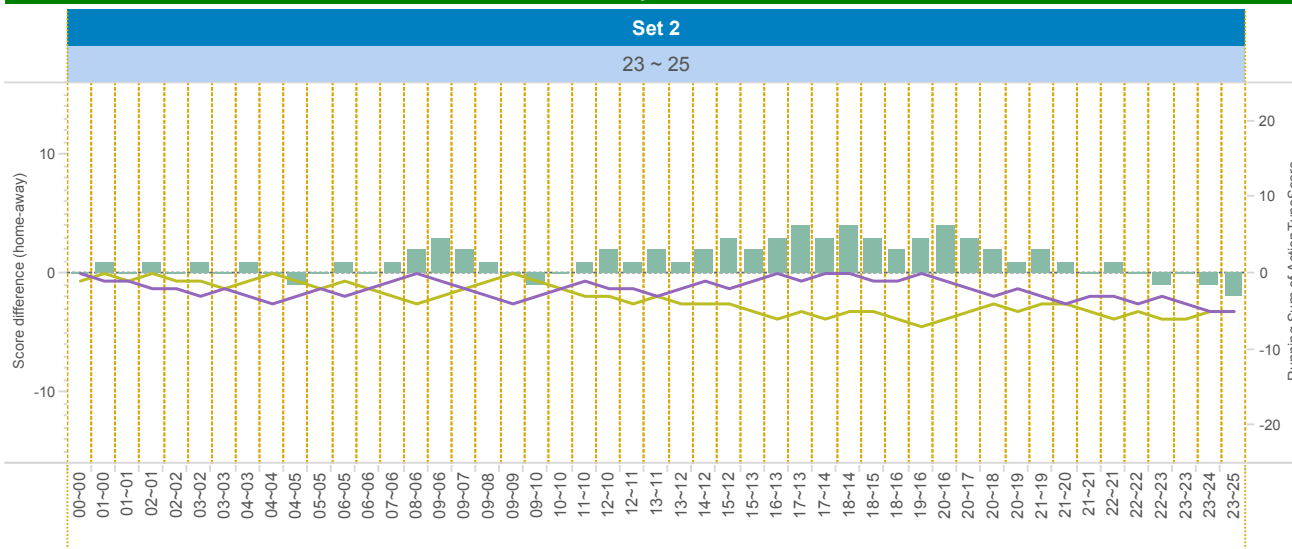
DATA

BelgiumVolleyStats.be  
By Marnix Acar

© Trainerstuff.be  
By Wouter Laroy

VIZ

(20150225) MAA ~ WAR (3 ~ 2)  
Set analysis - Set 2



TEAM\_NAME

- MAA
- WAR

UPPER LEFT:

+1: A# - B# - S#    -1: A=, A/, B=, B/, S=, R=, D=, F=, S=

LOWER LEFT:

TOI = Team of Interest = Team analyzed    OPP = Opponent  
XXXServe = who served    XXXSCORE = who got the point

LOWER RIGHT:

Attack sorted on #SCORE

Attacking skills

		Set 2													
		TOIServe					OPPServe								
		TOIScore			OPPScore		Total	TOIScore			OPPScore		Total		
TOI	Scorin..	TOI	OPP	Total	TOI	OPP	Total	TOI	OPP	Total	TOI	OPP	Total		
MAA	A#	7		7			10	10	17	9			9	12	
	S#	1		1					1				4	4	
	A=				1	1	2	2		1	1	2	3		
	A/								1	1	1	1	2		
	S=				3		3	3		4	4		4		
	<b>Total</b>	8		8	4	11	15	23	9	6	15	3	7	10	25
WAR	A#	3		3			9	9	12	10			10	17	
	S#	4		4					4				7	7	
	A=		2	2	1		1	3	1	1	2		2		
	A/		1	1	1		1	2							
	S=				4		4	4			3	3		3	
	<b>Total</b>	7	3	10	6	9	15	25	11	4	15	8	8	23	

		Count of SKILL	#SCORE	#SCORE%	NOSCORE	NOSCORE%	=SCORE	=SCORE%	EFF	
10	Höhne	MAA	11	7	64%	2	18%	2	18%	45%
14	Padar	MAA	9	5	56%	2	22%	2	22%	33%
6	Piovarci	WAR	6	4	67%	2	33%	0	0%	67%
18	Bacci Ramos	WAR	8	4	50%	3	38%	1	13%	38%
8	RAYMAEKERS	MAA	4	3	75%	1	25%	0	0%	75%
9	De Schrijver	WAR	6	2	33%	4	67%	0	0%	33%
4	DE BRABANDERE	WAR	7	1	14%	5	71%	1	14%	0%
8	BACKAERT	WAR	3	1	33%	1	33%	1	33%	0%
9	Lecat	MAA	2	1	50%	1	50%	0	0%	50%
14	WAGENER	WAR	1	1	100%	0	0%	0	0%	100%
12	Parkinson	MAA	3	0	0%	3	100%	0	0%	0%



2014-2015

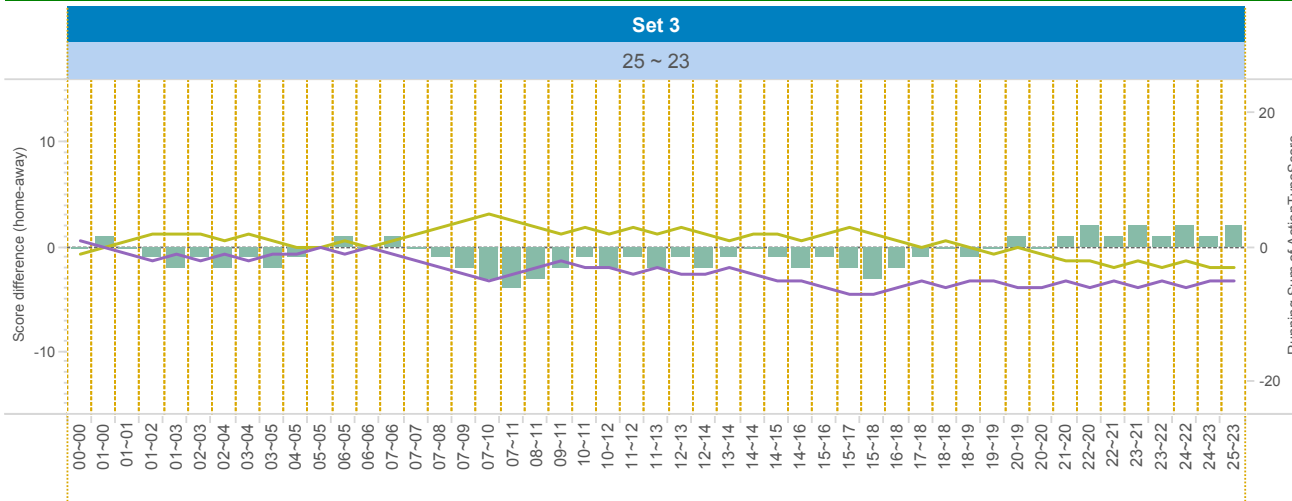
DATA

BelgiumVolleyStats.be  
By Marnix Acar

© Trainerstuff.be  
By Wouter Laroy

VIZ

(20150225) MAA ~ WAR (3 ~ 2)  
Set analysis - Set 3



TEAM\_NAME

- MAA
- WAR

UPPER LEFT:

+1: A# - B# - S#    -1: A=, A/, B=, B/, S=, R=, D=, F=, S=

LOWER LEFT:

TOI = Team of Interest = Team analyzed    OPP = Opponent  
XXXServe = who served    XXXSCORE = who got the point

LOWER RIGHT:

Attack sorted on #SCORE

		Set 3													
		TOIServe						OPPServe							
		TOIScore			OPPScore			Total	TOIScore			OPPScore			Total
TOI	Scorin..	TOI	OPP	Total	TOI	OPP	Total		TOI	OPP	Total	TOI	OPP	Total	
MAA	A#	4		4		10	10	14	8		8		3	3	11
	S#	1		1				1				2	2	2	
	A=		2	2				2	1	1		1	1	2	
	A/		3	3		2	2	5		2	2	2	2	4	
	S=					2	2	2		4	4			4	
	D=					1	1	1							1
	<b>Total</b>		5	5	10	5	10	15	25	8	7	15	3	5	8
WAR	A#	3		3		8	8	11	10		10		4	4	14
	S#	2		2				2				1	1	1	
	A=		1	1		1	1	2				2	2	2	
	A/		2	2		2	2	4		2	2	3	3	5	
	S=					4	4	4		2	2			2	
	D=									1	1				1
	<b>Total</b>		5	3	8	7	8	15	23	10	5	15	5	5	10

Attacking skills

		Count of SKILL	#SCORE	#SCORE%	NOSCORE	NOSCORE%	=SCORE	=SCORE%	EFF	
10	Höhne	MAA	13	7	54%	5	38%	1	8%	46%
9	De Schrijver	WAR	9	5	56%	1	11%	3	33%	22%
4	DE BRABANDERE	WAR	10	3	30%	5	50%	2	20%	10%
8	BACKAERT	WAR	3	2	67%	1	33%	0	0%	67%
14	WAGENER	WAR	4	2	50%	2	50%	0	0%	50%
6	Piovarci	WAR	4	1	25%	2	50%	1	25%	0%
8	RAYMAEKERS	MAA	3	1	33%	1	33%	1	33%	0%
9	Lecat	MAA	3	1	33%	2	67%	0	0%	33%
12	Parkinson	MAA	3	1	33%	1	33%	1	33%	0%
14	Padar	MAA	5	1	20%	3	60%	1	20%	0%
17	Gotch	MAA	4	1	25%	2	50%	1	25%	0%
18	Bacci Ramos	WAR	7	1	14%	4	57%	2	29%	-14%





2014-2015

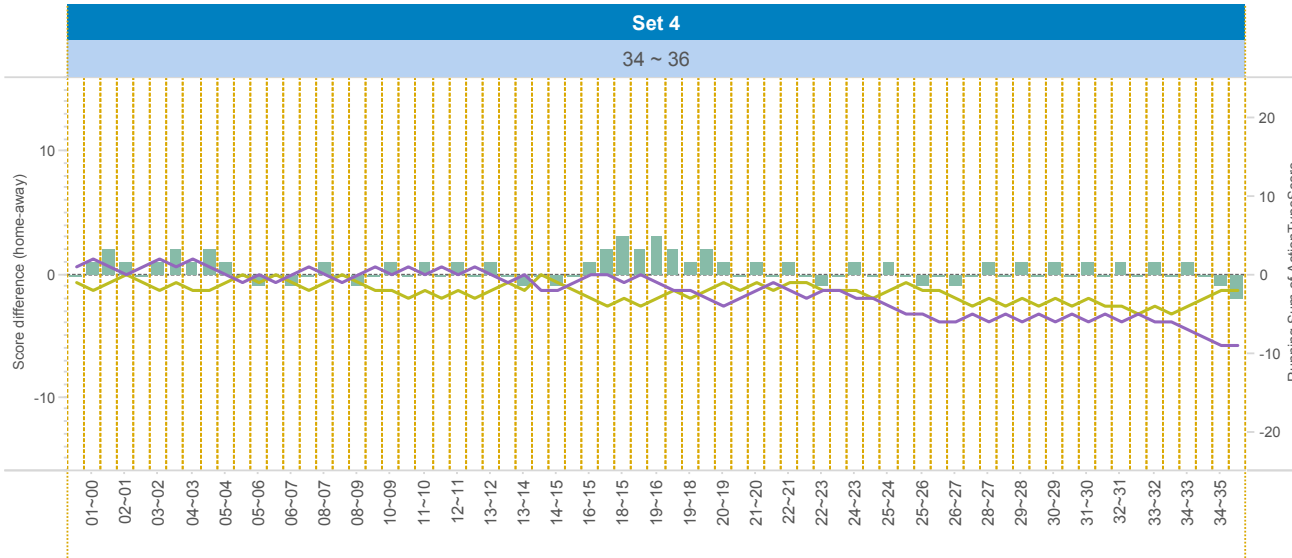
DATA

BelgiumVolleyStats.be  
By Marnix Acar

© Trainerstuff.be  
By Wouter Laroy

VIZ

(20150225) MAA ~ WAR (3 ~ 2)  
Set analysis - Set 4



TEAM\_NAME

- MAA
- WAR

UPPER LEFT:

+1: A# - B# - S#    -1: A=, A/, B=, B/, S=, R=, D=, F=, S=

LOWER LEFT:

TOI = Team of Interest = Team analyzed    OPP = Opponent  
XXXServe = who served    XXXSCORE = who got the point

LOWER RIGHT:

Attack sorted on #SCORE

Attacking skills

		Set 4												
		TOIServe						OPPServe						
		TOISCORE		OPPSCORE		Total	TOISCORE		OPPSCORE		Total	Total		
TOI	Scorin..	TOI	OPP	TOI	OPP	Total	TOI	OPP	TOI	OPP	Total	Total		
MAA	A#	2		2	18	18	20	16		16	6	6	22	
	S#	1		1	1	1	2			2	2	2		
	A=							3	3	1	1	4		
	A/		4	4			4	3	3	2	2	5		
	S=				5	5	5	3	3			3		
	E=		1	1			1							
	<b>Total</b>	3	5	8	6	18	24	32	16	9	25	11	36	
WAR	A#	6		6		16	16	22	18		18	2	2	20
	S#	2		2			2	2	1	1	1	1	2	
	A=		1	1	3	3	4						4	
	A/		2	2	3	3	5			4	4	4	4	
	S=				3	3	3	3	5	5			5	
	E=				3	3	3			1	1	1	1	
	<b>Total</b>	8	3	11	9	16	25	36	18	6	24	8	32	

		Count of SKILL	#SCORE	#SCORE%	NOSCORE	NOSCORE%	=SCORE	=SCORE%	EFF	
9	De Schrijver	WAR	16	10	63%	2	13%	4	25%	38%
17	Gotch	MAA	13	7	54%	6	46%	0	0%	54%
18	Bacci Ramos	WAR	13	7	54%	1	8%	5	38%	15%
8	BACKAERT	WAR	5	5	100%	0	0%	0	0%	100%
8	RAYMAEKERS	MAA	5	4	80%	1	20%	0	0%	80%
14	Padar	MAA	9	4	44%	2	22%	3	33%	11%
4	DE BRABANDERE	WAR	5	3	60%	1	20%	1	20%	40%
10	Höhne	MAA	10	2	20%	8	80%	0	0%	20%
3	Broshog	MAA	2	1	50%	1	50%	0	0%	50%
6	Piovarci	WAR	1	1	100%	0	0%	0	0%	100%
10	VERBOOMEN	WAR	1	1	100%	0	0%	0	0%	100%
14	WAGENER	WAR	2	0	0%	1	50%	1	50%	-50%



2014-2015

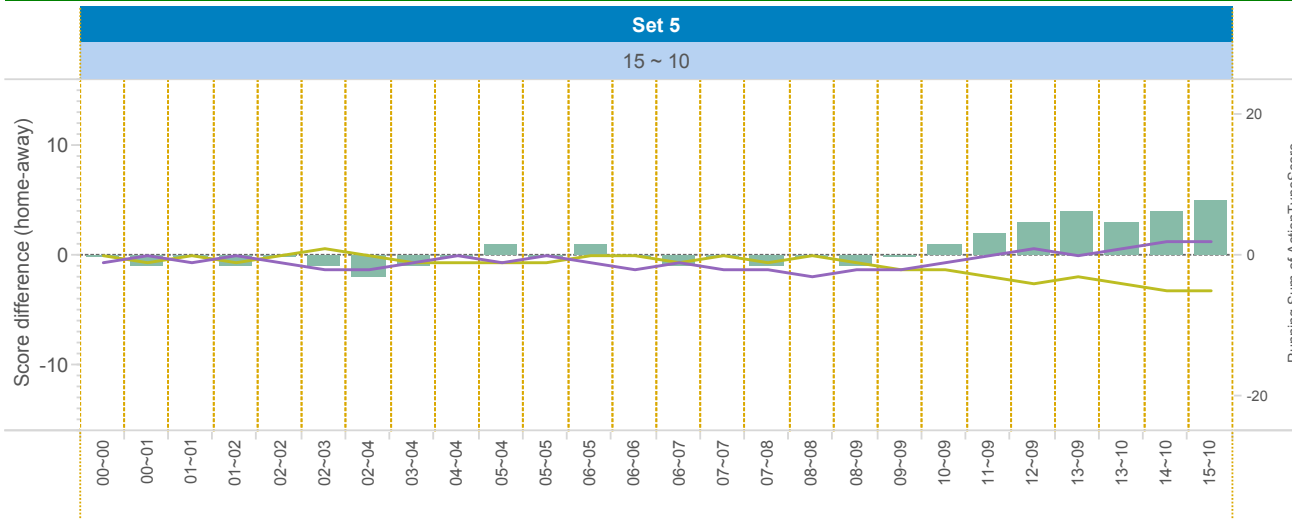
DATA

BelgiumVolleyStats.be  
By Marnix Acar

© Trainerstuff.be  
By Wouter Laroy

ZIV

(20150225) MAA ~ WAR (3 ~ 2)  
Set analysis - Set 5



TEAM\_NAME

- MAA
- WAR

UPPER LEFT:

+1: A# - B# - S#    -1: A=, A/, B=, B/, S=, R=, D=, F=, S=

LOWER LEFT:

TOI = Team of Interest = Team analyzed    OPP = Opponent  
XXXServe = who served    XXXSCORE = who got the point

LOWER RIGHT:

Attack sorted on #SCORE

		Set 5													
		TOIServe						OPPServe							
		TOISCORE			OPPSCORE			Total	TOISCORE			OPPSCORE			Total
TOI	Scorin..	TOI	OPP	Total	TOI	OPP	Total		TOI	OPP	Total	TOI	OPP	Total	
MAA	A#	2		2	4		4	6	6		6			6	
	S#	2		2			2				1		1		
	A/		2	2	2		2								
	A=		1	1			1		1	1	1		1		
	S=				2		2	2		1	1			1	
	<b>Total</b>		4	3	7	4	4	8	15	6	2	8	1	1	2
WAR	A#				6		6	6	4		4		2	2	6
	S#	1		1			1				2		2		
	A/								2	2	2		2		
	A=		1	1	1		1	2		1	1		1		
	S=				1		1	1		2	2			2	
	<b>Total</b>		1	1	2	2	6	8	10	4	4	8	3	4	7

Attacking skills

		Count of SKILL	#SCORE	#SCORE%	NOSCORE	NOSCORE%	=SCORE	=SCORE%	EFF	
9	De Schrijver	WAR	44	23	52%	13	30%	8	18%	34%
10	Höhne	MAA	41	20	49%	16	39%	5	12%	37%
14	Padar	MAA	39	19	49%	12	31%	8	21%	28%
18	Bacci Ramos	WAR	44	17	39%	13	30%	14	32%	7%
8	RAYMAEKERS	MAA	16	11	69%	4	25%	1	6%	63%
4	DE BRABANDERE	WAR	29	10	34%	14	48%	5	17%	17%
8	BACKAERT	WAR	14	10	71%	3	21%	1	7%	64%
17	Gotch	MAA	18	8	44%	9	50%	1	6%	39%
6	Piovarci	WAR	13	7	54%	5	38%	1	8%	46%
12	Parkinson	MAA	12	5	42%	6	50%	1	8%	33%
9	Lecat	MAA	10	3	30%	7	70%	0	0%	30%
14	WAGENER	WAR	7	3	43%	3	43%	1	14%	29%
3	Broshog	MAA	2	1	50%	1	50%	0	0%	50%
10	VERBOOMEN	WAR	1	1	100%	0	0%	0	0%	100%
18	Lushtaku	MAA	2	1	50%	0	0%	1	50%	0%
15	Finoli	MAA	1	0	0%	1	100%	0	0%	0%



2014-2015

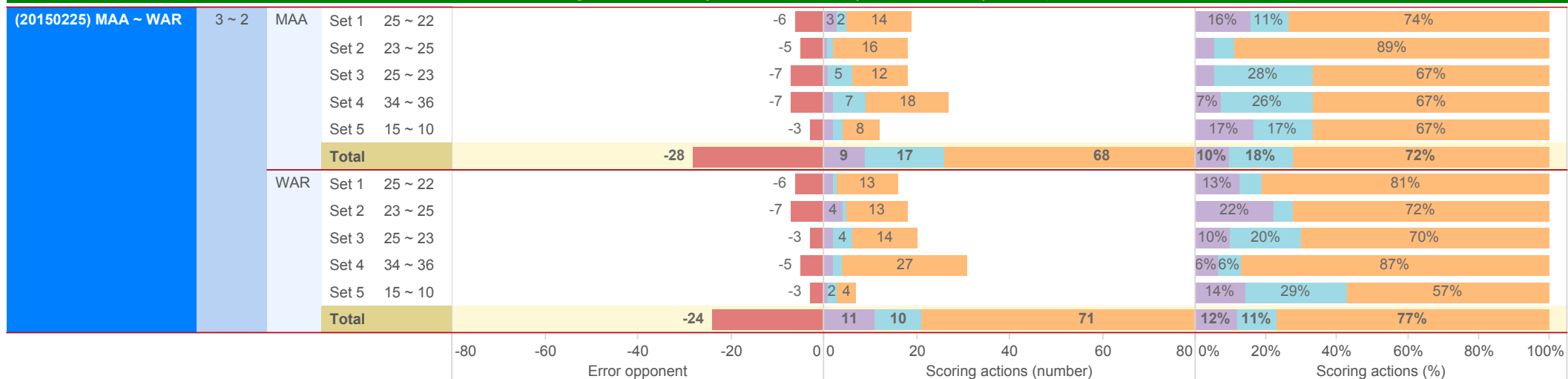
DATA

BelgiumVolleyStats.be  
By Marnix Acar

© Trainerstuff.be  
By Wouter Laroy

VIZ

(20150225) MAA ~ WAR (3 ~ 2)  
Scoring Actions Analyzed: how were points made (per set)



S - Serve    B - Block    A - Attack





2014-2015

DATA

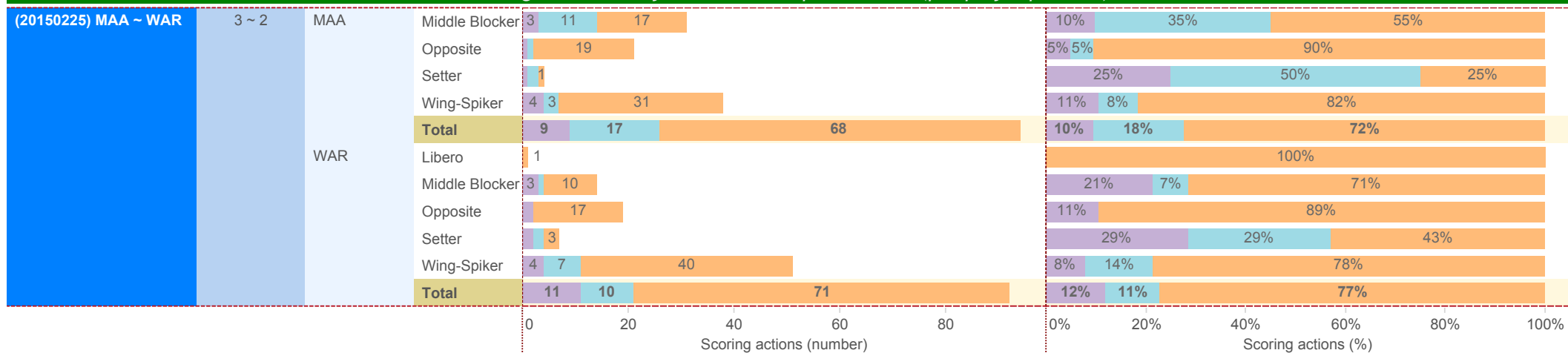
BelgiumVolleyStats.be  
By Marnix Acar

© Trainerstuff.be  
By Wouter Laroy

VIZ

(20150225) MAA ~ WAR (3 ~ 2)

Scoring Actions Analyzed: how were points made (per player position)





2014-2015

DATA

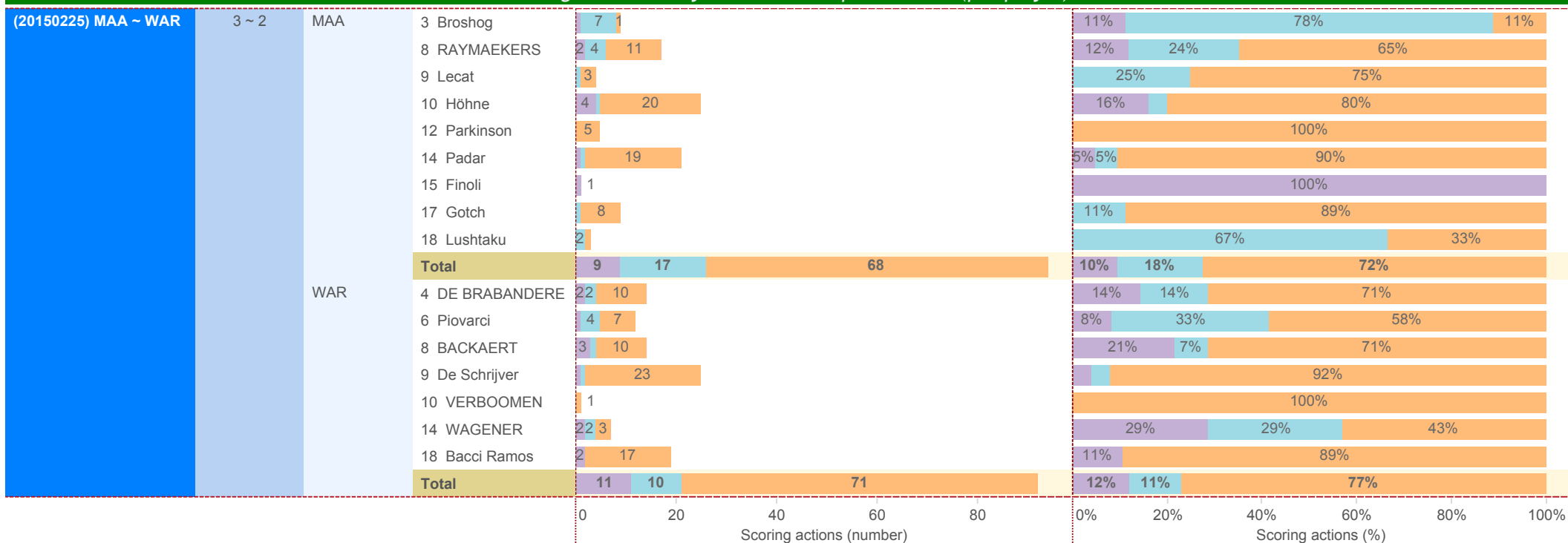
BelgiumVolleyStats.be  
By Marnix Acar

© Trainerstuff.be  
By Wouter Laroy

VIZ

(20150225) MAA ~ WAR (3 ~ 2)

Scoring Actions Analyzed: how were points made (per player)



S - Serve    B - Block    A - Attack





2014-2015

DATA

BelgiumVolleyStats.be  
By Marnix Acar

© Trainerstuff.be  
By Wouter Laroy

VIZ

(20150225) MAA ~ WAR (3 ~ 2)  
Skills in detail (per player position): Serve/Reception

Skill	Team	Position	Game Won		Game Lost		Total		Count of SKILL	EFF	
			#	%	#	%	#	%			
S - Serve	MAA	Libero			1 (100%)				1	0%	
		Middle Blocker	3 (9%)	7 (21%)	21 (62%)	1 (3%)	2 (6%)		34	3%	
		Opposite	1 (5%)	6 (30%)	6 (30%)	1 (5%)	6 (30%)		20	-25%	
		Setter	1 (5%)	2 (9%)	12 (55%)	2 (9%)	5 (23%)		22	-18%	
		Wing-Spiker	4 (9%)	10 (23%)	25 (57%)	1 (2%)	4 (9%)		44	0%	
	<b>Total</b>	<b>9 (7%)</b>	<b>25 (21%)</b>	<b>65 (54%)</b>	<b>5 (4%)</b>	<b>17 (14%)</b>		<b>121</b>	<b>-7%</b>		
	WAR	Middle Blocker	3 (15%)	6 (30%)	7 (35%)		4 (20%)		20	-5%	
		Opposite	2 (14%)	1 (7%)	6 (43%)		5 (36%)		14	-21%	
		Setter	2 (8%)	7 (28%)	15 (60%)		1 (4%)		25	4%	
		Wing-Spiker	4 (7%)	12 (21%)	34 (61%)	1 (2%)	5 (9%)		56	-2%	
<b>Total</b>	<b>11 (10%)</b>	<b>26 (23%)</b>	<b>62 (54%)</b>	<b>1 (1%)</b>	<b>15 (13%)</b>		<b>115</b>	<b>-3%</b>			
R - Reception	MAA	Libero	2 (18%)	7 (64%)	1 (9%)		1 (9%)		11	-9%	
		Middle Blocker	1 (33%)	1 (33%)	1 (33%)				3	0%	
		Wing-Spiker	37 (44%)	13 (15%)	7 (1%)	17 (20%)	1 (1%)	10 (12%)		85	-12%
		<b>Total</b>	<b>40 (40%)</b>	<b>21 (21%)</b>	<b>7 (1%)</b>	<b>19 (19%)</b>	<b>1 (1%)</b>	<b>11 (11%)</b>		<b>99</b>	<b>-11%</b>
	WAR	Libero		21 (43%)	8 (16%)	1 (6%)	13 (27%)	3 (6%)	3 (6%)	49	-6%
		Opposite							1 (100%)	1	-100%
		Wing-Spiker		26 (50%)	10 (19%)	4 (4%)	7 (13%)	2 (4%)	3 (6%)	52	-6%
		<b>Total</b>		<b>47 (46%)</b>	<b>18 (18%)</b>	<b>5 (5%)</b>	<b>20 (20%)</b>	<b>5 (5%)</b>	<b>7 (7%)</b>	<b>102</b>	<b>-7%</b>
		0 20 40 60 80 0 20 40 0 5 10 0 50 100 0 2 4 6 8 0 10 20 30 0 50 100 150 -100% 0% # + ! - / = Count of SKILL EFF									



2014-2015

DATA

BelgiumVolleyStats.be  
By Marnix Acar

© Trainerstuff.be  
By Wouter Laroy

VIZ

(20150225) MAA ~ WAR (3 ~ 2)  
Skills in detail (per player): Attack

A - Attack		MAA	3 Broshog	1 (50%)			1 (50%)			2	50%
			8 RAYMAEKERS	11 (69%)		1 (6%)	3 (19%)	1 (6%)		16	63%
			9 Lecat	3 (30%)		1 (1%)	6 (60%)			10	30%
			10 Höhne	20 (49%)	1 (2%)	4 (7%)	11 (27%)	3 (7%)	2 (5%)	41	37%
			12 Parkinson	5 (42%)	1 (8%)	2 (8%)	3 (25%)	1 (8%)		12	33%
			14 Padar	19 (49%)		4 (10%)	8 (21%)	4 (10%)	4 (10%)	39	28%
			15 Finoli				1 (100%)			1	0%
			17 Gotch	8 (44%)	1 (6%)	4 (10%)	4 (22%)		1 (6%)	18	39%
			18 Lushtaku	1 (50%)				1 (50%)		2	0%
			<b>Total</b>	<b>68 (48%)</b>	<b>3 (2%)</b>	<b>16 (7%)</b>	<b>37 (26%)</b>	<b>10 (7%)</b>	<b>7 (5%)</b>	<b>141</b>	<b>36%</b>
		WAR	4 DE BRABANDERE	10 (34%)	1 (3%)	6 (7%)	7 (24%)	2 (7%)	3 (10%)	29	17%
			6 Piovarci	7 (54%)	1 (8%)		4 (31%)	1 (8%)		13	46%
			8 BACKAERT	10 (71%)		1 (7%)	2 (14%)	1 (7%)		14	64%
			9 De Schrijver	23 (52%)		2 (11%)	11 (25%)	5 (11%)	3 (7%)	44	34%
			10 VERBOOMEN	1 (100%)						1	100%
			14 WAGENER	3 (43%)	1 (14%)		2 (29%)	1 (14%)		7	29%
			18 Bacci Ramos	17 (39%)	3 (7%)	1 (16%)	9 (20%)	7 (16%)	7 (16%)	44	7%
			<b>Total</b>	<b>71 (47%)</b>	<b>6 (4%)</b>	<b>10 (11%)</b>	<b>35 (23%)</b>	<b>17 (11%)</b>	<b>13 (9%)</b>	<b>152</b>	<b>27%</b>
				#	+	!	-	/	=	Count of SKILL	EFF



2014-2015

DATA

BelgiumVolleyStats.be  
By Marnix Acar

© Trainerstuff.be  
By Wouter Laroy

VIZ

(20150225) MAA ~ WAR (3 ~ 2)

Skills in detail (per player): Block

B - Block	Team	Player	Skill					Count of SKILL	EFF	
			#	+	!	-	/			
MAA		3 Broshog	7 (47%)		1 ()			7 (47%)	15	0%
		8 RAYMAEKERS	4 (17%)	7 (30%)	3 ()	1 (4%)		8 (35%)	23	-17%
		9 Lecat	1 (50%)	1 (50%)					2	50%
		10 Höhne	1 (11%)	1 (11%)	1 ()			6 (67%)	9	-56%
		12 Parkinson		1 (17%)	1 ()			4 (67%)	6	-67%
		14 Padar	1 (11%)	1 (11%)	1 ()			6 (67%)	9	-56%
		15 Finoli						1 (100%)	1	-100%
		17 Gotch	1 (100%)						1	100%
		18 Lushtaku	2 (50%)		1 ()			1 (25%)	4	25%
		<b>Total</b>	<b>17 (24%)</b>	<b>11 (16%)</b>	<b>8 ()</b>	<b>1 (1%)</b>		<b>33 (47%)</b>	<b>70</b>	<b>-23%</b>
WAR		2 POELMAN		1 (50%)			1 (50%)	2	-50%	
		4 DE BRABANDERE	2 (29%)				5 (71%)	7	-43%	
		6 Plovarci	4 (40%)	1 (10%)	3 ()		2 (20%)	10	20%	
		8 BACKAERT	1 (17%)	1 (17%)	4 ()			6	17%	
		9 De Schrijver	1 (25%)	1 (25%)	1 ()		1 (25%)	4	0%	
		10 VERBOOMEN			1 ()			1	0%	
		14 WAGENER	2 (40%)	1 (20%)	1 ()		1 (20%)	5	20%	
		18 Bacci Ramos		1 (14%)	3 ()		3 (43%)	7	-43%	
		<b>Total</b>	<b>10 (24%)</b>	<b>6 (14%)</b>	<b>13 ()</b>		<b>13 (31%)</b>	<b>42</b>	<b>-7%</b>	
	#	+	!	-	/	=	Count of SKILL	EFF		





2014-2015

DATA

BelgiumVolleyStats.be  
By Marnix Acar

© Trainerstuff.be  
By Wouter Laroy

VIZ

(20150225) MAA ~ WAR (3 ~ 2)

Skills in detail (per player): Serve

S - Serve	Team	Player	Game Won					Count of SKILL		EFF
			#	+	!	-	/	=		
S - Serve	MAA	2 Dumont				1 (100%)			1	0%
		3 Broshog	1 (11%)	1 (11%)		7 (78%)			9	11%
		8 RAYMAEKERS	2 (11%)	2 (11%)		11 (61%)	1 (6%)	2 (11%)	18	0%
		9 Lecat		4 (40%)		5 (50%)		1 (10%)	10	-10%
		10 Höhne	4 (15%)	5 (19%)		14 (54%)	1 (4%)	2 (8%)	26	8%
		12 Parkinson		4 (57%)		3 (43%)			7	0%
		14 Padar	1 (5%)	6 (30%)		6 (30%)	1 (5%)	6 (30%)	20	-25%
		15 Finoli	1 (8%)	1 (8%)		9 (69%)	1 (8%)	1 (8%)	13	0%
		17 Gotch		1 (13%)		6 (75%)		1 (13%)	8	-13%
	18 Lushtaku		1 (11%)		3 (33%)	1 (11%)	4 (44%)	9	-44%	
	<b>Total</b>	<b>9 (7%)</b>	<b>25 (21%)</b>		<b>65 (54%)</b>	<b>5 (4%)</b>	<b>17 (14%)</b>	<b>121</b>	<b>-7%</b>	
	WAR	2 POELMAN		1 (50%)		1 (50%)			2	0%
		4 DE BRABANDERE	2 (10%)	8 (38%)		11 (52%)		4 (24%)	21	10%
		6 Piovarci	1 (6%)	2 (12%)		10 (59%)			17	-18%
		8 BACKAERT	3 (17%)	5 (28%)		6 (33%)		4 (22%)	18	-6%
		9 De Schrijver	1 (6%)	2 (11%)		13 (72%)	1 (6%)	1 (6%)	18	0%
		14 WAGENER	2 (8%)	7 (28%)		15 (60%)		1 (4%)	25	4%
		18 Bacci Ramos	2 (14%)	1 (7%)		6 (43%)		5 (36%)	14	-21%
		<b>Total</b>	<b>11 (10%)</b>	<b>26 (23%)</b>		<b>62 (54%)</b>	<b>1 (1%)</b>	<b>15 (13%)</b>	<b>115</b>	<b>-3%</b>
	#	+	!	-	/	=	Count of SKILL	EFF		



2014-2015

DATA

BelgiumVolleyStats.be  
By Marnix Acar

© Trainerstuff.be  
By Wouter Laroy

VIZ

(20150225) MAA ~ WAR (3 ~ 2)  
Skills in detail (per player): Reception

R - Reception	Team	Player	Skill						Count of SKILL	EFF
			#	+	!	-	/	=		
R - Reception	MAA	3 Broshog	1 (33%)	1 (33%)		1 (33%)		3	0%	
		7 DERKONINGEN	2 (18%)	7 (64%)		1 (9%)	1 (9%)	11	-9%	
		9 Lecat	14 (45%)	4 (13%)	1 (3%)	7 (23%)	1 (3%)	4 (13%)	31	-13%
		10 Höhne	18 (42%)	8 (19%)	6 ()	8 (19%)		3 (7%)	43	-7%
		17 Gotch	5 (45%)	1 (9%)		2 (18%)		3 (27%)	11	-27%
	<b>Total</b>		<b>40 (40%)</b>	<b>21 (21%)</b>	<b>7 (1%)</b>	<b>19 (19%)</b>	<b>1 (1%)</b>	<b>11 (11%)</b>	<b>99</b>	<b>-11%</b>
	WAR	4 DE BRABANDERE	14 (45%)	8 (26%)	2 (3%)	4 (13%)	1 (3%)	2 (6%)	31	-6%
		9 De Schrijver	12 (57%)	2 (10%)	2 (5%)	3 (14%)	1 (5%)	1 (5%)	21	-5%
		10 VERBOOMEN	21 (43%)	8 (16%)	1 (6%)	13 (27%)	3 (6%)	3 (6%)	49	-6%
		18 Bacci Ramos						1 (100%)	1	-100%
<b>Total</b>		<b>47 (46%)</b>	<b>18 (18%)</b>	<b>5 (5%)</b>	<b>20 (20%)</b>	<b>5 (5%)</b>	<b>7 (7%)</b>	<b>102</b>	<b>-7%</b>	
		#	+	!	-	/	=	Count of SKILL	EFF	