



2014-2015

DATA

BelgiumVolleyStats.be
By Marnix Acar

© **Trainerstuff.be**
By Wouter Laroy

VIZ

Scouting data provided by: Marnix Acar - www.BelgiumVolleyStats.be

Data processing and vizualization: Wouter Laroy - www.trainerstuff.be

Questions/Remarks/Suggestions: info@belgiumvolleystats.be - wouterstrainerstuff@gmail.com

		(20150225) HAA ~ PUU				Grand Total
		1 ~ 3				
		Set 1	Set 2	Set 3	Set 4	
		19 ~ 25	18 ~ 25	25 ~ 22	20 ~ 25	
HAA	1 Tormans	Opposite	17	11		28
	2 Huyssegoms	Middle Blocker	9	8	11	30
	6 Van Assche	Wing-Spiker	30	24	22	78
	7 Deroey	Wing-Spiker		4		4
	10 De Beul	Middle Blocker	10	7	9	28
	11 Van Reeth	Libero	7	7	10	22
	12 Verelst	Setter	28	23	25	76
	13 Steenhouwer	Wing-Spiker	17	24	17	64
18 Sybers	Opposite		4	16	26	
PUU	1 Stoev	Wing-Spiker			5	5
	2 KRUYNER	Setter	23	19	21	70
	4 COLSON	Wing-Spiker	14	12	16	47
	5 KOEKELKORE...	Wing-Spiker	22	27	15	78
	6 Chalakov	Middle Blocker	14	8	4	22
	7 Kvalen	Setter	21	20	16	57
	9 Mijatovic	Middle Blocker		2	7	12
	10 DE BONT	Libero	4	7	10	20
	11 Nagy	Middle Blocker	14	6	11	27
						11
						16

■ SET WON ■ SET LOST



2014-2015

DATA

BelgiumVolleyStats.be
By Marnix Acar

© Trainerstuff.be
By Wouter Laroy

VIZ

(20150225) HAA ~ PUU (1 ~ 3)
Game analysis

TOI	ScoringActi..	TOIServe						OPPServe							
		TOISCORE			OPPSCORE			Total	TOISCORE			OPPSCORE			Total
		TOI	OPP	Total	TOI	OPP	Total		TOI	OPP	Total	TOI	OPP	Total	
HAA	A#	12		12		33	33	45	40		40		21	21	61
	S#	5		5			5	5				6	6	6	
	A=		5	5		3	3	8		1	1	5	5	6	
	A\		4	4		3	3	7		1	1	9	9	10	
	S=					15	15	15		8	8			8	
	E=		1	1			1	1		3	3	1	1	4	
	F=									1	1			1	
	D=		1	1				1							
	Total	17	11	28	21	33	54	82	40	14	54	15	27	42	96
PUU	A#	21		21		40	40	61	33		33		12	12	45
	S#	6		6			6	6				5	5	5	
	A=		5	5		1	1	6		3	3	5	5	8	
	A\		9	9		1	1	10		3	3	4	4	7	
	S=					8	8	8		15	15			15	
	E=		1	1		3	3	4				1	1	1	
	F=					1	1	1							
	D=											1	1	1	
	Total	27	15	42	14	40	54	96	33	21	54	11	17	28	82

Attack

		Count of SKILL	%SCORE	%-SCORE	EFF
1 Stoev	PUU	3	100%	0%	100%
7 Kvalen	PUU	35	69%	9%	60%
18 Sybers	HAA	31	55%	13%	42%
4 COLSON	PUU	14	50%	14%	36%
6 Chalakov	PUU	4	50%	0%	50%
5 KOEKLKOREN	PUU	31	48%	6%	42%
6 Van Assche	HAA	27	48%	7%	41%
2 Huysegoms	HAA	9	44%	0%	44%
1 Tormans	HAA	19	42%	32%	11%
10 De Beul	HAA	8	38%	13%	25%
11 Nagy	PUU	8	38%	25%	13%
2 KRUYNER	PUU	3	33%	33%	0%
13 Steenhouwer	HAA	30	23%	17%	7%
7 Deroey	HAA	3	0%	67%	-67%
9 Mijatovic	PUU	1	0%	100%	-100%
12 Verelst	HAA	2	0%	0%	0%

Block

		Count of SKILL	#
2 Huysegoms	HAA	15	3
5 KOEKLKOREN	PUU	8	3
6 Chalakov	PUU	12	3
7 Kvalen	PUU	12	3
9 Mijatovic	PUU	7	3
10 De Beul	HAA	8	1
12 Verelst	HAA	4	1
1 Stoev	PUU	1	
2 KRUYNER	PUU	11	
4 COLSON	PUU	3	
6 Van Assche	HAA	7	
11 Nagy	PUU	11	
13 Steenhouwer	HAA	3	
18 Sybers	HAA	1	

Serve

		Count of SKILL	#%	%
2 Huysegoms	HAA	14	29%	21%
9 Mijatovic	PUU	9	11%	
2 KRUYNER	PUU	19	11%	
4 COLSON	PUU	13	8%	15%
6 Van Assche	HAA	15	7%	7%
7 Kvalen	PUU	15	7%	
11 Nagy	PUU	16	6%	6%
1 Tormans	HAA	4		25%
5 KOEKLKOREN	PUU	16		13%
6 Chalakov	PUU	8		38%
10 De Beul	HAA	17		18%
12 Verelst	HAA	14		7%
13 Steenhouwer	HAA	14		29%
12 Sybers	HAA	5		40%

Reception

		Count of SKILL	#%	%	%
5 KOEKLKOREN	PUU	26	19%	46%	
6 Van Assche	HAA	39	13%	54%	3%
4 COLSON	PUU	20	10%	45%	20%
11 Van Reeth	HAA	21	10%	48%	10%
10 DE BONT	PUU	19	5%	42%	5%
1 Stoev	PUU	2		50%	
6 Chalakov	PUU	1		100%	
7 Deroey	HAA	1		100%	
13 Steenhouwer	HAA	27		48%	11%

UPPER:

TOI = Team of Interest = Team analyzed OPP = Opponent
 XXXServe = who served XXXSCORE = who got the point



2014-2015

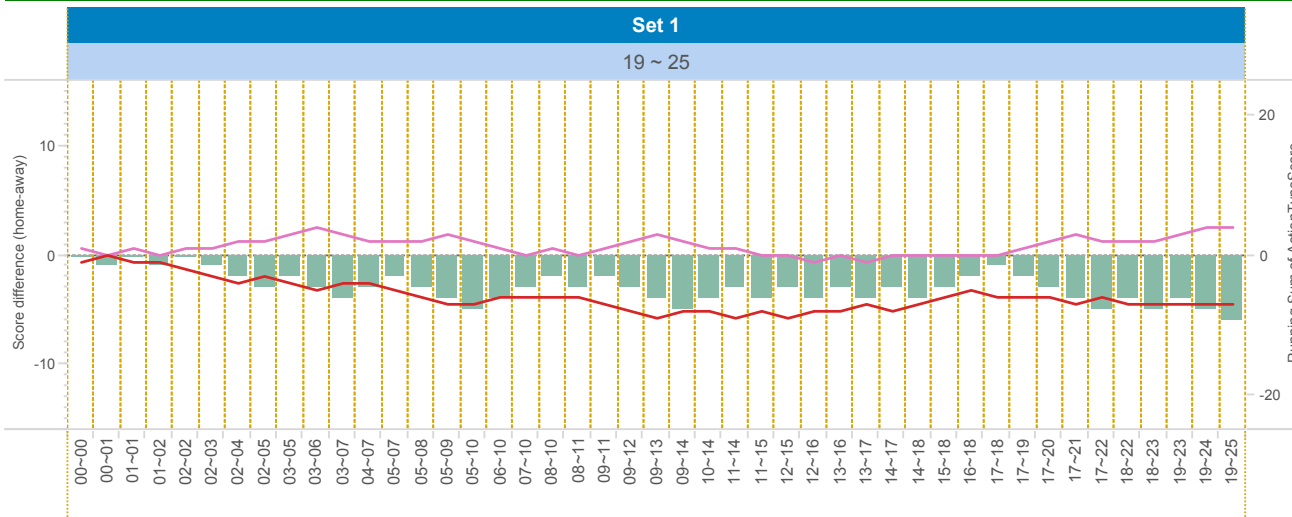
DATA

BelgiumVolleyStats.be
By Marnix Acar

© Trainerstuff.be
By Wouter Iaroy

VIZ

(20150225) HAA ~ PUU (1 ~ 3)
Set analysis - Set 1



TEAM_NAME

- HAA
- PUU

UPPER LEFT:

+1: A# - B# - S# -1: A=, A/, B=, B/, S=, R=, D=, F=, S=

LOWER LEFT:

TOI = Team of Interest = Team analyzed OPP = Opponent
XXXServe = who served XXXSCORE = who got the point

LOWER RIGHT:

Attack sorted on #SCORE

Attacking skills

		Set 1													
		TOIServe						OPPServe							
		TOIScore			OPPScore			Total	TOIScore			OPPScore			Total
TOI	Scorin..	TOI	OPP	Total	TOI	OPP	Total		TOI	OPP	Total	TOI	OPP	Total	
HAA	A#	2		2		7	7	9	9		9		7	7	16
	S#												1	1	1
	A=		3	3	1		1	4				2		2	2
	A/		1	1	1		1	2				2		2	2
	S=				4		4	4		3	3				3
	E=									1	1				1
	Total		2	4	6	6	7	13	19	9	4	13	4	8	12
PUU	A#	7		7		9	9	16	7		7		2	2	9
	S#	1		1				1							1
	A=		2	2				2		1	1		3	3	4
	A/		2	2				2		1	1		1	1	2
	S=					3	3	3		4	4				4
	E=					1	1	1							1
	Total		8	4	12	4	9	13	25	7	6	13	4	2	6

		Count of SKILL	#SCORE	#SCORE%	NOSCORE	NOSCORE%	=SCORE	=SCORE%	EFF
7 Kvalen	PUU	11	8	73%	2	18%	1	9%	64%
6 Van Assche	HAA	9	4	44%	3	33%	2	22%	22%
1 Tormans	HAA	10	3	30%	4	40%	3	30%	0%
5 KOEKELKOREN	PUU	8	3	38%	4	50%	1	13%	25%
13 Steenhouwer	HAA	8	3	38%	4	50%	1	13%	25%
2 Huysegoms	HAA	3	1	33%	2	67%	0	0%	33%
4 COLSON	PUU	3	1	33%	1	33%	1	33%	0%
6 Chalakov	PUU	2	1	50%	1	50%	0	0%	50%
11 Nagy	PUU	4	1	25%	2	50%	1	25%	0%
2 KRUYNER	PUU	1	0	0%	1	100%	0	0%	0%
10 De Beul	HAA	3	0	0%	3	100%	0	0%	0%
12 Verelst	HAA	1	0	0%	1	100%	0	0%	0%



2014-2015

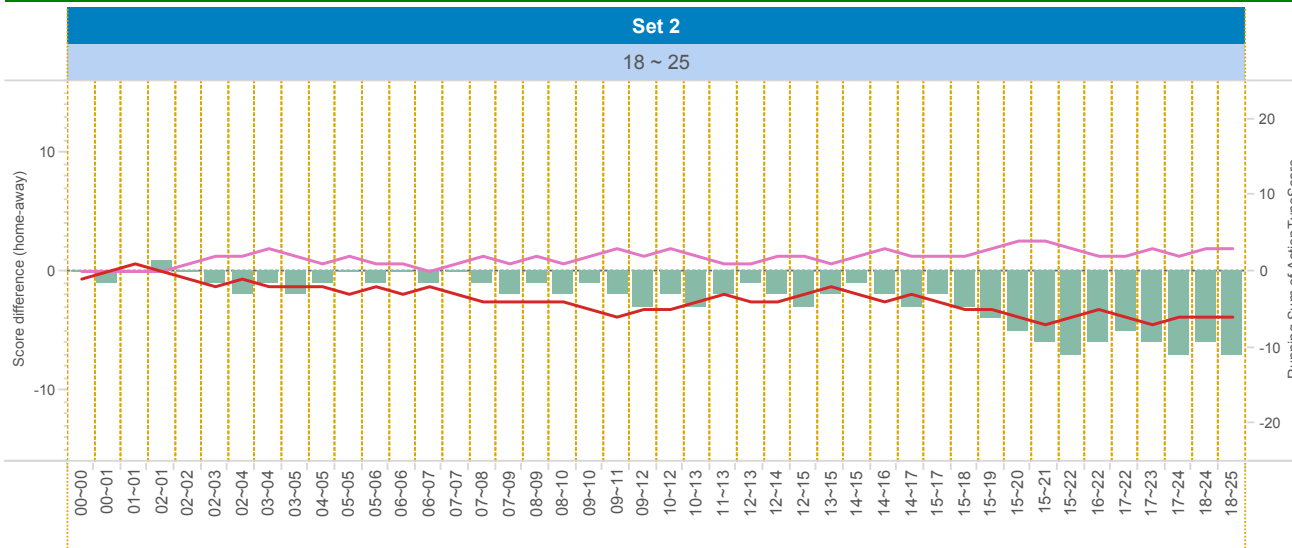
DATA

BelgiumVolleyStats.be
By Marnix Acar

© Trainerstuff.be
By Wouter Laroy

VIV

(20150225) HAA ~ PUU (1 ~ 3)
Set analysis - Set 2



TEAM_NAME

HAA

PUU

UPPER LEFT:

+1: A# - B# - S# -1: A=, A/, B=, B/, S=, R=, D=, F=, S=

LOWER LEFT:

TOI = Team of Interest = Team analyzed OPP = Opponent
XXXServe = who served XXXSCORE = who got the point

LOWER RIGHT:

Attack sorted on #SCORE

Attacking skills

		Set 2													
		TOIServe						OPPServe							
		TOIScore			OPPScore			Total	TOIScore			OPPScore			Total
TOI	Scorin..	TOI	OPP	Total	TOI	OPP	Total	TOI	OPP	Total	TOI	OPP	Total	Total	
HAA	A#	2		2		8	8	10	10		10		5	5	15
	S#	2		2				2						2	
	A=				2		2	2			2		2	2	
	A/										4		4	4	
	S=				4		4	4		3	3			3	
	D=		1	1				1							
	Total		4	1	5	6	8	14	19	10	3	13	6	5	11
PUU	A#	5		5		10	10	15	8		8		2	2	10
	S#												2	2	
	A=		2	2				2		2				2	
	A/		4	4				4		4				4	
	S=				3		3	3		4	4			4	
	D=											1		1	1
	Total		5	6	11	3	10	13	24	8	6	14	1	4	5

		Count of SKILL	#SCORE	#SCORE%	NOSCORE	NOSCORE%	=SCORE	=SCORE%	EFF
1 Tormans	HAA	9	5	56%	1	11%	3	33%	22%
5 KOEKELKOREN	PUU	10	5	50%	5	50%	0	0%	50%
7 Kvalen	PUU	6	5	83%	1	17%	0	0%	83%
6 Van Assche	HAA	7	4	57%	3	43%	0	0%	57%
4 COLSON	PUU	2	2	100%	0	0%	0	0%	100%
18 Sybers	HAA	4	2	50%	1	25%	1	25%	25%
2 Huysegoms	HAA	2	1	50%	1	50%	0	0%	50%
11 Nagy	PUU	2	1	50%	1	50%	0	0%	50%
6 Chalakov	PUU	1	0	0%	1	100%	0	0%	0%
7 Deroey	HAA	3	0	0%	1	33%	2	67%	-67%
13 Steenhouwer	HAA	8	0	0%	6	75%	2	25%	-25%



2014-2015

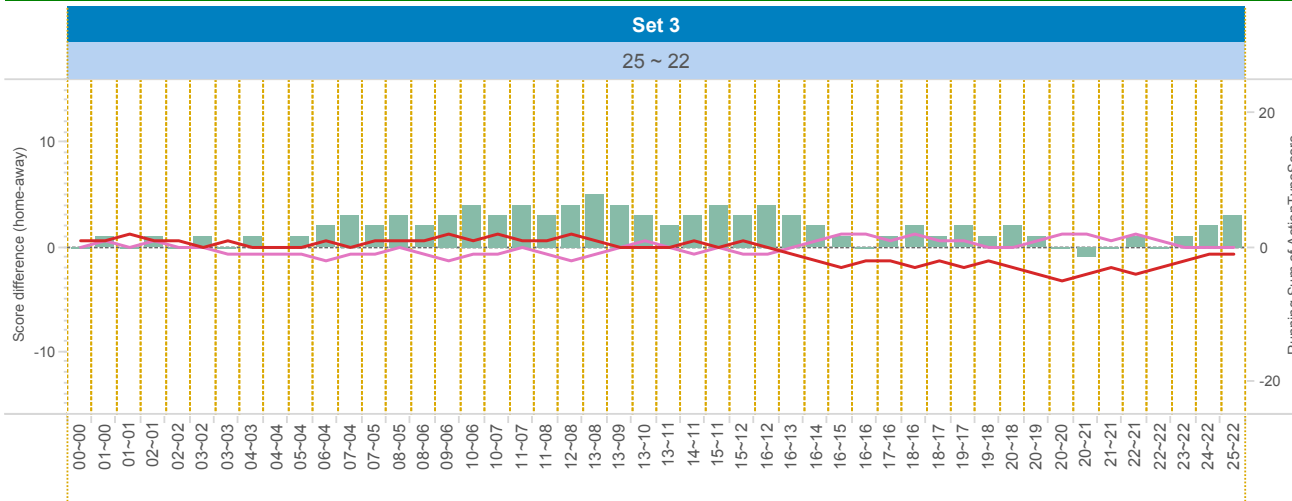
DATA

BelgiumVolleyStats.be
By Marnix Acar

© Trainerstuff.be
By Wouter Iaroy

ZIV

(20150225) HAA ~ PUU (1 ~ 3)
Set analysis - Set 3



TEAM_NAME

- HAA
- PUU

UPPER LEFT:

+1: A# - B# - S# -1: A=, A/, B=, B/, S=, R=, D=, F=, S=

LOWER LEFT:

TOI = Team of Interest = Team analyzed OPP = Opponent
XXXServe = who served XXXSCORE = who got the point

LOWER RIGHT:

Attack sorted on #SCORE

		Set 3															
		TOIServe							OPPServe								
		TOIScore			OPPScore				Total	TOIScore			OPPScore				Total
TOI	Scorin..	TOI	OPP	Total	TOI	OPP	Total	TOI		OPP	Total	TOI	OPP	Total	Total		
HAA	A#	4		4		9	9	13	11		11		5	5	16		
	S#	2		2			2						1	1	1		
	A=		1	1			1	1		1	1				1		
	A/		1	1	1		1	2			1				1		
	S=				5		5	5		2	2				2		
	E=		1	1			1	1			1				1		
	F=							1	1		1				1		
	Total	6	3	9	6	9	15	24	11	5	16	1	6	7	23		
PUU	A#	5		5		11	11	16	9		9		4	4	13		
	S#	1		1			1						2	2	2		
	A=				1		1	1				1		1	1		
	A/		1	1			1	1		1	1			1	2		
	S=				2		2	2			5	5			5		
	E=				1		1	1					1		1		
	F=				1		1	1						1	1		
	Total	6	1	7	5	11	16	23	9	6	15	3	6	9	24		

Attacking skills

		Count of SKILL	#SCORE	#SCORE%	NOSCORE	NOSCORE%	=SCORE	=SCORE%	EFF
18 Sybers	HAA	11	6	55%	4	36%	1	9%	45%
7 Kvalen	PUU	8	5	63%	2	25%	1	13%	50%
4 COLSON	PUU	4	3	75%	1	25%	0	0%	75%
5 KOEKEKOREN	PUU	5	3	60%	2	40%	0	0%	60%
10 De Beul	HAA	4	3	75%	1	25%	0	0%	75%
13 Steenhouwer	HAA	9	3	33%	5	56%	1	11%	22%
1 Stoev	PUU	2	2	100%	0	0%	0	0%	100%
6 Van Assche	HAA	3	2	67%	1	33%	0	0%	67%
2 Huysegoms	HAA	1	1	100%	0	0%	0	0%	100%
6 Chalakov	PUU	1	1	100%	0	0%	0	0%	100%
2 KRUYNER	PUU	1	0	0%	0	0%	1	100%	-100%
11 Nagy	PUU	1	0	0%	0	0%	1	100%	-100%



2014-2015

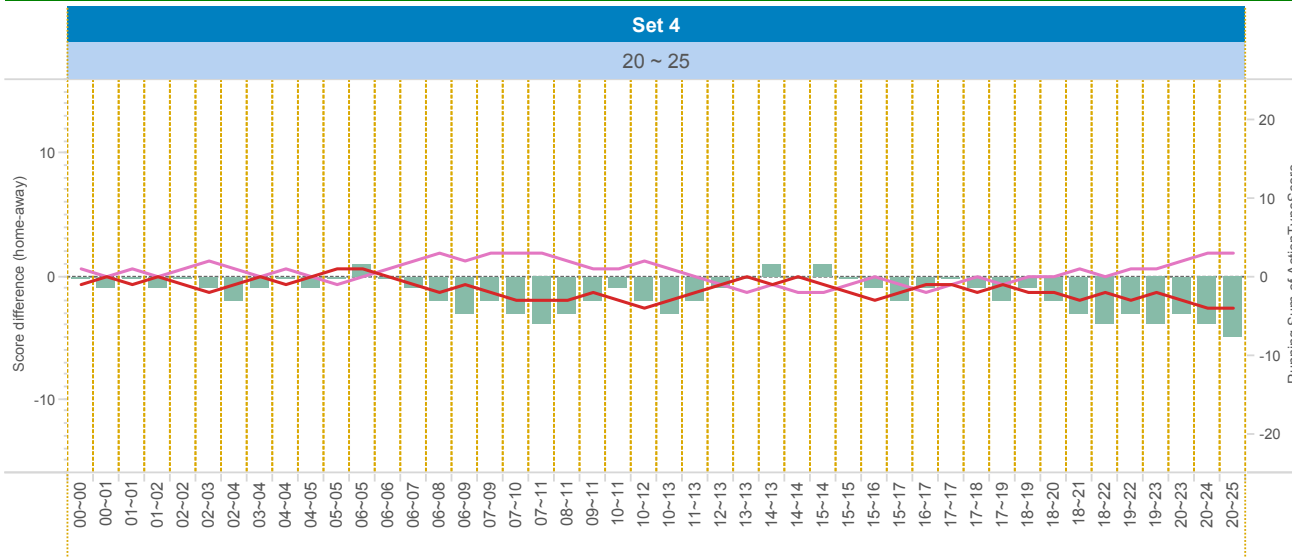
DATA

BelgiumVolleyStats.be
By Marnix Acar

© Trainerstuff.be
By Wouter Iaroy

ZIV

(20150225) HAA ~ PUU (1 ~ 3)
Set analysis - Set 4



TEAM_NAME

- HAA
- PUU

UPPER LEFT:

+1: A# - B# - S# -1: A=, A/, B=, B/, S=, R=, D=, F=, S=

LOWER LEFT:

TOI = Team of Interest = Team analyzed OPP = Opponent
XXXServe = who served XXXSCORE = who got the point

LOWER RIGHT:

Attack sorted on #SCORE

Attacking skills

		Set 4													
		TOIServe						OPPServe							
		TOISCORE		OPPSCORE		Total	TOISCORE		OPPSCORE		Total	Total			
TOI	Scorin..	TOI	OPP	Total	TOI	OPP	Total	TOI	OPP	Total	TOI	OPP	Total		
HAA	A#	4		4		9	9	13	10		10		4	4	14
	S#	1		1				1				4	4	4	
	A=		1	1				1		1		1	1	1	
	A/		2	2	1		1	3		1	2		2	3	
	S=				2		2	2							
	E=							1	1	1		1	1	2	
	Total		5	3	8	3	9	12	20	10	2	12	4	8	12
PUU	A#	4		4		10	10	14	9		9		4	4	13
	S#	4		4				4				1	1	1	
	A=		1	1				1		1		1	1	1	
	A/		2	2	1		1	3		1	2		2	3	
	S=							2	2					2	
	E=		1	1	1		1	2							
	Total		8	4	12	2	10	12	24	9	3	12	3	5	8

		Count of SKILL	#SCORE	#SCORE%	NOSCORE	NOSCORE%	=SCORE	=SCORE%	EFF	
18	Sybers	HAA	16	9	56%	5	31%	2	13%	44%
7	Kvalen	PUU	10	6	60%	3	30%	1	10%	50%
5	KOEKELKOREN	PUU	8	4	50%	3	38%	1	13%	38%
6	Van Assche	HAA	8	3	38%	5	63%	0	0%	38%
1	Stoev	PUU	1	1	100%	0	0%	0	0%	100%
2	Huysegoms	HAA	3	1	33%	2	67%	0	0%	33%
2	KRUYNER	PUU	1	1	100%	0	0%	0	0%	100%
4	COLSON	PUU	5	1	20%	3	60%	1	20%	0%
11	Nagy	PUU	1	1	100%	0	0%	0	0%	100%
13	Steenhouwer	HAA	5	1	20%	3	60%	1	20%	0%
9	Mijatovic	PUU	1	0	0%	0	0%	1	100%	####
10	De Beul	HAA	1	0	0%	0	0%	1	100%	####
12	Verelst	HAA	1	0	0%	1	100%	0	0%	0%



2014-2015

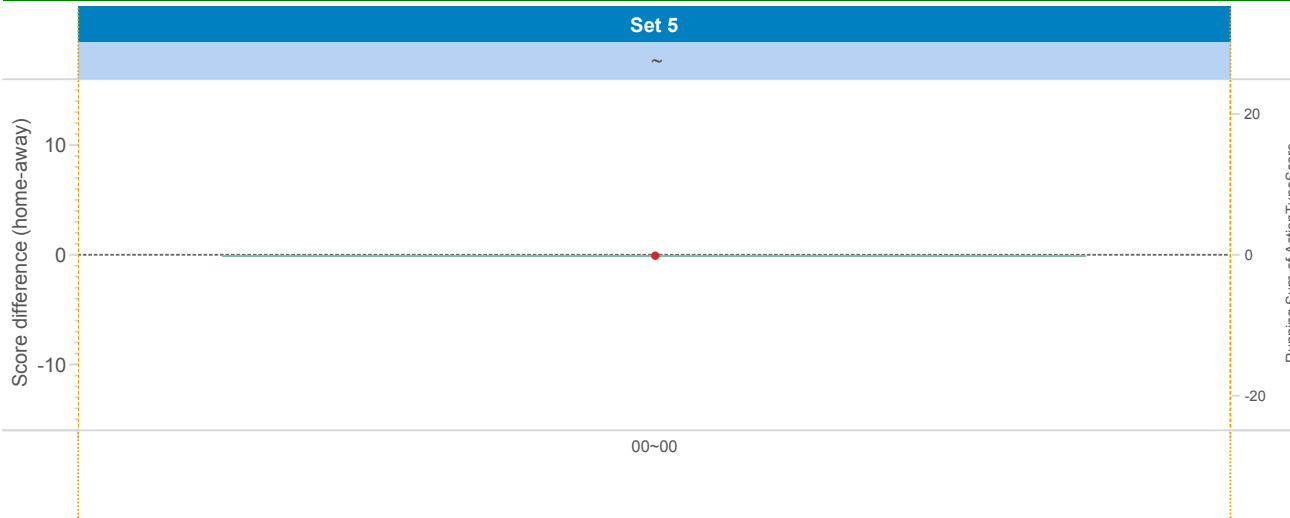
DATA

BelgiumVolleyStats.be
By Marnix Acar

© Trainerstuff.be
By Wouter Laroy

VIZ

(20150225) HAA ~ PUU (1 ~ 3)
Set analysis - Set 5



TEAM_NAME

■ HAA

UPPER LEFT:

+1: A# - B# - S# -1: A=, A/, B=, B/, S=, R=, D=, F=, S=

LOWER LEFT:

TOI = Team of Interest = Team analyzed OPP = Opponent
XXXServe = who served XXXSCORE = who got the point

LOWER RIGHT:

Attack sorted on #SCORE

Attacking skills

		Count of SKILL	#SCORE	#SCORE%	NOSCORE	NOSCORE%	=SCORE	=SCORE%	EFF	
7	Kvalen	PUU	35	24	69%	8	23%	3	9%	60%
18	Sybers	HAA	31	17	55%	10	32%	4	13%	42%
5	KOEKELKOREN	PUU	31	15	48%	14	45%	2	6%	42%
6	Van Assche	HAA	27	13	48%	12	44%	2	7%	41%
1	Tormans	HAA	19	8	42%	5	26%	6	32%	11%
4	COLSON	PUU	14	7	50%	5	36%	2	14%	36%
13	Steenhouwer	HAA	30	7	23%	18	60%	5	17%	7%
2	Huysegoms	HAA	9	4	44%	5	56%	0	0%	44%
1	Stoev	PUU	3	3	100%	0	0%	0	0%	100%
10	De Beul	HAA	8	3	38%	4	50%	1	13%	25%
11	Nagy	PUU	8	3	38%	3	38%	2	25%	13%
6	Chalakov	PUU	4	2	50%	2	50%	0	0%	50%
2	KRUYNER	PUU	3	1	33%	1	33%	1	33%	0%
7	Deroey	HAA	3	0	0%	1	33%	2	67%	-67%
9	Mijatovic	PUU	1	0	0%	0	0%	1	100%	###
12	Verelst	HAA	2	0	0%	2	100%	0	0%	0%



2014-2015

DATA

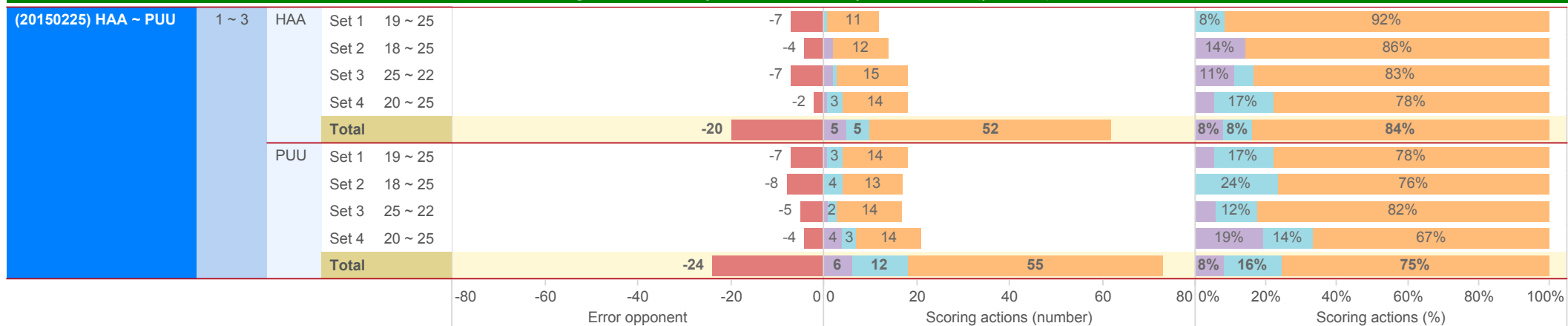
BelgiumVolleyStats.be
By Marnix Acar

© Trainerstuff.be
By Wouter Laroy

VIZ

(20150225) HAA ~ PUU (1 ~ 3)

Scoring Actions Analyzed: how were points made (per set)



S - Serve B - Block A - Attack



2014-2015

DATA

BelgiumVolleyStats.be
By Marnix Acar

© **Trainerstuff.be**
By Wouter Laroy

VIZ

(20150225) HAA ~ PUU (1 ~ 3)

Scoring Actions Analyzed: how were points made (per player position)





2014-2015

DATA

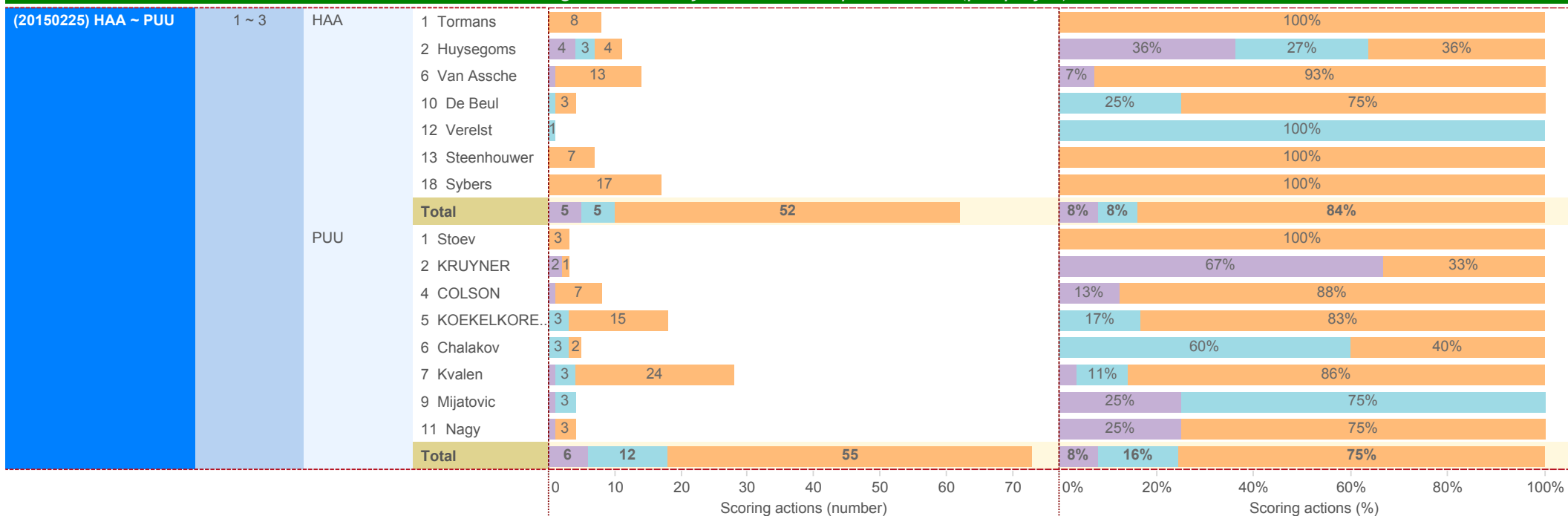
BelgiumVolleyStats.be
By Marnix Acar

© Trainerstuff.be
By Wouter Laroy

VIZ

(20150225) HAA ~ PUU (1 ~ 3)

Scoring Actions Analyzed: how were points made (per player)



S - Serve B - Block A - Attack



2014-2015

DATA

BelgiumVolleyStats.be
By Marnix Acar

© Trainerstuff.be
By Wouter Laroy

VIZ

(20150225) HAA ~ PUU (1 ~ 3)
Skills in detail (per player position): Attack/Block

Category	Position	Skill					Count of SKILL	EFF																			
		#	+	!	-	/																					
A - Attack	HAA	Middle Blocker	7 (41%)	2 (12%)	5 (6%)	2 (12%)	1 (6%)	17	35%																		
		Opposite	25 (50%)	5 (10%)	5 (14%)	5 (10%)	7 (14%)	3 (6%)	50	30%																	
		Setter		1 (50%)		1 (50%)			2	0%																	
		Wing-Spiker	20 (33%)	10 (17%)	8 (7%)	13 (22%)	4 (7%)	5 (8%)	60	18%																	
		Total	52 (40%)	18 (14%)	18 (9%)	21 (16%)	12 (9%)	8 (6%)	129	25%																	
	PUU	Middle Blocker	5 (38%)		3 (23%)	2 (15%)	3 (23%)		13	15%																	
		Setter	25 (66%)	3 (8%)	1 ()	5 (13%)		4 (11%)	38	55%																	
		Wing-Spiker	25 (52%)	3 (6%)	2 (4%)	14 (29%)	2 (4%)	2 (4%)	48	44%																	
		Total	55 (56%)	6 (6%)	6 (5%)	21 (21%)	5 (5%)	6 (6%)	99	44%																	
	B - Block	HAA	Middle Blocker	4 (17%)	3 (13%)	4 ()	1 (4%)		11 (48%)	23	-30%																
Opposite								1 (100%)	1	-100%																	
Setter			1 (25%)		1 ()			2 (50%)	4	-25%																	
Wing-Spiker					1 ()			9 (90%)	10	-90%																	
Total			5 (13%)	3 (8%)	6 ()	1 (3%)		23 (61%)	38	-47%																	
PUU		Middle Blocker	6 (20%)	4 (13%)	6 ()	3 (10%)		11 (37%)	30	-17%																	
		Setter	3 (13%)	5 (22%)	7 ()			8 (35%)	23	-22%																	
		Wing-Spiker	3 (25%)		5 ()	1 (8%)		3 (25%)	12	0%																	
		Total	12 (18%)	9 (14%)	18 ()	4 (6%)		22 (34%)	65	-15%																	
		0	50	0	10	20	30	0	10	20	30	0	10	20	0	10	20	30	40	0	50	100	150	-100%	0%	100%	
		#		+		!		-		/		=															



2014-2015

DATA

BelgiumVolleyStats.be
By Marnix Acar

© Trainerstuff.be
By Wouter Laroy

VIZ

(20150225) HAA ~ PUU (1 ~ 3)

Skills in detail (per player position): Serve/Reception

Skill	Team	Position	Game 1					Game 2					Total	EFF
			#	+	!	-	/	#	+	!	-	/		
S - Serve	HAA	Middle Blocker	4 (13%)	8 (26%)	11 (3%)	1 (3%)	1 (3%)	6 (19%)	31	-6%				
		Opposite		1 (11%)	4 ()	1 (11%)	3 (33%)	9	-33%					
		Setter		4 (29%)	7 (7%)	1 (7%)	1 (7%)	14	-7%					
		Wing-Spiker	1 (3%)	8 (28%)	9 (3%)	5 (17%)	1 (3%)	5 (17%)	29	-14%				
		Total	5 (6%)	21 (25%)	31 (4%)	8 (10%)	3 (4%)	15 (18%)	83	-12%				
	PUU	Middle Blocker	2 (6%)	10 (30%)	14 (9%)		3 (9%)	4 (12%)	33	-6%				
		Setter	3 (9%)	8 (24%)	16 (6%)	5 (15%)	2 (6%)		34	9%				
		Wing-Spiker	1 (3%)	7 (24%)	15 ()	2 (7%)		4 (14%)	29	-10%				
		Total	6 (6%)	25 (26%)	45 (5%)	7 (7%)	5 (5%)	8 (8%)	96	-2%				
		R - Reception	HAA	Libero	2 (10%)	10 (48%)		6 (29%)	1 (5%)	2 (10%)	21	-10%		
Wing-Spiker	5 (7%)			35 (52%)		19 (28%)	4 (6%)	4 (6%)	67	-6%				
Total	7 (8%)			45 (51%)		25 (28%)	5 (6%)	6 (7%)	88	-7%				
PUU	Libero		1 (5%)	8 (42%)		8 (42%)	1 (5%)	1 (5%)	19	-5%				
	Middle Blocker			1 (100%)					1	0%				
	Wing-Spiker		7 (15%)	22 (46%)		13 (27%)	2 (4%)	4 (8%)	48	-8%				
	Total		8 (12%)	31 (46%)		21 (31%)	3 (4%)	5 (7%)	68	-7%				



2014-2015

DATA

BelgiumVolleyStats.be
By Marnix Acar

© Trainerstuff.be
By Wouter Laroy

VIZ

(20150225) HAA ~ PUU (1 ~ 3)
Skills in detail (per player): Attack

A - Attack									Count of SKILL	EFF
A - Attack	HAA	1 Tormans	8 (42%)	1 (5%)	1 (21%)	3 (16%)	4 (21%)	2 (11%)	19	11%
		2 Huysegoms	4 (44%)		3 ()	2 (22%)			9	44%
		6 Van Assche	13 (48%)	5 (19%)		7 (26%)	1 (4%)	1 (4%)	27	41%
		7 Deroy			1 ()			2 (67%)	3	-67%
		10 De Beul	3 (38%)	2 (25%)	2 (13%)		1 (13%)		8	25%
		12 Verelst		1 (50%)		1 (50%)			2	0%
		13 Steenhouwer	7 (23%)	5 (17%)	7 (10%)	6 (20%)	3 (10%)	2 (7%)	30	7%
		18 Sybers	17 (55%)	4 (13%)	4 (10%)	2 (6%)	3 (10%)	1 (3%)	31	42%
		Total	52 (40%)	18 (14%)	18 (9%)	21 (16%)	12 (9%)	8 (6%)	129	25%
	PUU	1 Stoev	3 (100%)						3	100%
		2 KRUYNER	1 (33%)	1 (33%)				1 (33%)	3	0%
		4 COLSON	7 (50%)	1 (7%)		4 (29%)	1 (7%)	1 (7%)	14	36%
		5 KOEKELKOREN	15 (48%)	2 (6%)	2 (3%)	10 (32%)	1 (3%)	1 (3%)	31	42%
		6 Chalakov	2 (50%)		1 ()	1 (25%)			4	50%
		7 Kvalen	24 (69%)	2 (6%)	1 ()	5 (14%)		3 (9%)	35	60%
		9 Mijatovic					1 (100%)		1	-100%
		11 Nagy	3 (38%)		2 (25%)	1 (13%)	2 (25%)		8	13%
		Total	55 (56%)	6 (6%)	6 (5%)	21 (21%)	5 (5%)	6 (6%)	99	44%
			#	+	!	-	/	=	Count of SKILL	EFF



2014-2015

DATA

BelgiumVolleyStats.be
By Marnix Acar

© Trainerstuff.be
By Wouter Laroy

VIZ

(20150225) HAA ~ PUU (1 ~ 3)
Skills in detail (per player): Block

B - Block	HAA	Player	Skill					Count of SKILL	EFF	
			#	+	!	-	/			
		2 Huysegoms	3 (20%)	2 (13%)	3 (0)			7 (47%)	15	-27%
		6 Van Assche					7 (100%)	7		-100%
		10 De Beul	1 (13%)	1 (13%)	1 (0)	1 (13%)	4 (50%)	8		-38%
		12 Verelst	1 (25%)		1 (0)		2 (50%)	4		-25%
		13 Steenhouer			1 (0)		2 (67%)	3		-67%
		18 Sybers					1 (100%)	1		-100%
		Total	5 (13%)	3 (8%)	6 (0)	1 (3%)		23 (61%)	38	-47%
	PUU	1 Stoev					1 (100%)	1		-100%
		2 KRUYNER		3 (27%)	4 (0)		4 (36%)	11		-36%
		4 COLSON			3 (0)			3		0%
		5 KOEKELKOREN	3 (38%)		2 (0)	1 (13%)	2 (25%)	8		13%
		6 Chalakov	3 (25%)	2 (17%)	2 (0)		5 (42%)	12		-17%
		7 Kvalen	3 (25%)	2 (17%)	3 (0)		4 (33%)	12		-8%
		9 Mijatovic	3 (43%)	1 (14%)	1 (0)		2 (29%)	7		14%
		11 Nagy		1 (9%)	3 (0)	3 (27%)	4 (36%)	11		-36%
		Total	12 (18%)	9 (14%)	18 (0)	4 (6%)		22 (34%)	65	-15%
			#	+	!	-	/	=	Count of SKILL	EFF



2014-2015

DATA

BelgiumVolleyStats.be
By Marnix Acar

© Trainerstuff.be
By Wouter Laroy

VIZ

(20150225) HAA ~ PUU (1 ~ 3)
Skills in detail (per player): Serve

S - Serve	HAA	Player	Skill						Count of SKILL	EFF
			#	+	!	-	/	=		
		1 Tormans			3 (0)			1 (25%)	4	-25%
		2 Huysegoms	4 (29%)	2 (14%)	5 (0)		3 (21%)	14	7%	
		6 Van Assche	1 (7%)	6 (40%)	3 (0)	4 (27%)	1 (7%)	15	0%	
		10 De Beul		6 (35%)	6 (6%)	1 (6%)	1 (6%)	3 (18%)	17	-18%
		12 Verelst		4 (29%)	7 (7%)	1 (7%)	1 (7%)	1 (7%)	14	-7%
		13 Steenhower		2 (14%)	6 (7%)	1 (7%)	1 (7%)	4 (29%)	14	-29%
		18 Sybers		1 (20%)	1 (0)	1 (20%)	2 (40%)	5	-40%	
		Total	5 (6%)	21 (25%)	31 (4%)	8 (10%)	3 (4%)	15 (18%)	83	-12%
	PUU	2 KRUYNER	2 (11%)	3 (16%)	9 (5%)	4 (21%)	1 (5%)	19	11%	
		4 COLSON	1 (8%)	2 (15%)	8 (0)		2 (15%)	13	-8%	
		5 KOEKELKOREN		5 (31%)	7 (0)	2 (13%)	2 (13%)	16	-13%	
		6 Chalakov		2 (25%)	2 (13%)	1 (13%)	3 (38%)	8	-38%	
		7 Kvalen	1 (7%)	5 (33%)	7 (7%)	1 (7%)	1 (7%)	15	7%	
		9 Mijatovic	1 (11%)	4 (44%)	4 (0)			9	11%	
		11 Nagy	1 (6%)	4 (25%)	8 (13%)	2 (13%)	1 (6%)	16	0%	
		Total	6 (6%)	25 (26%)	45 (5%)	7 (7%)	5 (5%)	8 (8%)	96	-2%
			#	+	!	-	/	=	Count of SKILL	EFF



2014-2015

DATA

BelgiumVolleyStats.be
By Marnix Acar

© Trainerstuff.be
By Wouter Laroy

VIZ

(20150225) HAA ~ PUU (1 ~ 3)
Skills in detail (per player): Reception

R - Reception	HAA	Game Results						Count of SKILL	EFF
		#	+	!	-	/	=		
	6 Van Assche	5 (13%)	21 (54%)		10 (26%)	2 (5%)	1 (3%)	39	-3%
	7 Deroey		1 (100%)					1	0%
	11 Van Reeth	2 (10%)	10 (48%)		6 (29%)	1 (5%)	2 (10%)	21	-10%
	13 Steenhouwer		13 (48%)		9 (33%)	2 (7%)	3 (11%)	27	-11%
	Total	7 (8%)	45 (51%)		25 (28%)	5 (6%)	6 (7%)	88	-7%
	PUU								
	1 Stoev		1 (50%)		1 (50%)			2	0%
	4 COLSON	2 (10%)	9 (45%)		4 (20%)	1 (5%)	4 (20%)	20	-20%
	5 KOEKELKOREN	5 (19%)	12 (46%)		8 (31%)	1 (4%)		26	0%
	6 Chalakov		1 (100%)					1	0%
	10 DE BONT	1 (5%)	8 (42%)		8 (42%)	1 (5%)	1 (5%)	19	-5%
	Total	8 (12%)	31 (46%)		21 (31%)	3 (4%)	5 (7%)	68	-7%
		#	+	!	-	/	=	Count of SKILL	EFF