



2014-2015

DATA

BelgiumVolleyStats.be
By Marnix Acar

© **Trainerstuff.be**
By Wouter Laroy

VIZ

Scouting data provided by: Marnix Acar - www.BelgiumVolleyStats.be

Data processing and vizualization: Wouter Laroy - www.trainerstuff.be

Questions/Remarks/Suggestions: info@belgiumvolleystats.be - wouterstrainerstuff@gmail.com

		(20150225) ASS ~ GUI				Grand Total
		3 ~ 1				
		Set 1	Set 2	Set 3	Set 4	
		25 ~ 18	21 ~ 15	25 ~ 23	25 ~ 18	
ASS	1 Kalasz Wing-Spiker	12	7	8	9	36
	6 Andringa Wing-Spiker		1			1
	7 Sparidans Libero	12	15	14	9	50
	8 BAETENS Wing-Spiker	19	20	26	18	83
	10 Diefenbach Middle Blocker	11	10	17	9	47
	11 Overbeeke Opposite	15	16	16	12	59
	13 VERSCHUEREN Setter	28	25	27	23	103
	17 Orczyk Wing-Spiker	31	15	12	20	78
GUI	1 Abreu Lopez Setter	30	23	26	30	109
	4 Verplancke Middle Blocker	9	9	11	11	40
	7 VAN DE LOO Wing-Spiker	24	21	18	19	82
	10 ABINET Opposite	20	10	13	8	51
	14 Van Sande Libero	15	6	17	8	46
	15 REYNDERS Wing-Spiker	1	4	1	6	12
	16 Van De Pontseele Libero				2	2
	17 Goverde Middle Blocker	11	9	13	9	42
	18 Urnaut Wing-Spiker	18	20	20	14	72
		0 50 100	0 50 100	0 50 100	0 50 100	0 50 100
		Number of recorded actions	Number of recorded actions	Number of recorded actions	Number of recorded actions	Number of recorded actions

■ SET LOST ■ SET WON



2014-2015

DATA

BelgiumVolleyStats.be
By Marnix Acar

© Trainerstuff.be
By Wouter Laroy

VIZ

(20150225) ASS ~ GUI (3 ~ 1)
Game analysis

TOI	ScoringActi..	TOIServe						OPPServe							
		TOISCORE			OPPSCORE			Total	TOISCORE			OPPSCORE			Total
		TOI	OPP	Total	TOI	OPP	Total		TOI	OPP	Total	TOI	OPP	Total	
ASS	A#	6		6		51	51	57	49		49		5	5	54
	S#	8		8				8					2	2	2
	A=		4	4		1	1	5					6	6	6
	A/		13	13				13		1	1		9	9	10
	S=					10	10	10		11	11				11
	E=			2	2			2		1	1				1
	D=									1	1				1
	Total	14	19	33	11	51	62	95	49	14	63	15	7	22	85
GUI	A#	5		5		49	49	54	51		51		6	6	57
	S#	2		2				2					8	8	8
	A=		6	6				6		1	1	4	4	5	
	A/		9	9		1	1	10				13	13	13	
	S=					11	11	11		10	10			10	
	E=					1	1	1				2	2	2	
	D=					1	1	1							
	Total	7	15	22	14	49	63	85	51	11	62	19	14	33	95

Attack

		Count of SKILL	%SCORE	=SCORE%	EFF
1 Abreu Lopez	GUI	1	100%	0%	100%
15 REYNDERS	GUI	1	100%	0%	100%
4 Verplancke	GUI	10	80%	0%	80%
17 Orczyk	ASS	31	61%	13%	48%
8 BAETENS	ASS	20	55%	25%	30%
17 Goverde	GUI	13	54%	31%	23%
10 ABINET	GUI	30	53%	20%	33%
11 Overbeeke	ASS	32	53%	13%	41%
18 Urnaut	GUI	23	52%	22%	30%
13 VERSCHUEREN	ASS	4	50%	0%	50%
7 VAN DE LOO	GUI	23	48%	13%	35%
10 Diefenbach	ASS	17	29%	18%	12%
1 Kalasz	ASS	4	25%	0%	25%

Block

		Count of SKILL	#
10 Diefenbach	ASS	16	5
11 Overbeeke	ASS	7	3
17 Orczyk	ASS	10	3
1 Abreu Lopez	GUI	6	2
4 Verplancke	GUI	13	2
8 BAETENS	ASS	7	2
17 Goverde	GUI	14	2
18 Urnaut	GUI	10	2
1 Kalasz	ASS	7	1
10 ABINET	GUI	6	1
7 VAN DE LOO	GUI	2	
13 VERSCHUEREN	ASS	4	
15 REYNDERS	GUI	1	

Serve

		Count of SKILL	#%	=%
8 BAETENS	ASS	16	19%	6%
15 REYNDERS	GUI	7	14%	43%
18 Urnaut	GUI	9	11%	11%
1 Kalasz	ASS	19	11%	11%
11 Overbeeke	ASS	15	7%	20%
13 VERSCHUEREN	ASS	16	6%	
17 Orczyk	ASS	16	6%	13%
1 Abreu Lopez	GUI	17		12%
4 Verplancke	GUI	10		
6 Andringa	ASS	1		
7 VAN DE LOO	GUI	19		16%
10 ABINET	GUI	11		9%
10 Diefenbach	ASS	12		17%
17 Goverde	GUI	12		8%

Reception

		Count of SKILL	#%	+%	=%
15 REYNDERS	GUI	3	67%		
14 Van Sande	GUI	33	42%	21%	9%
7 Sparidans	ASS	29	38%	38%	3%
17 Orczyk	ASS	12	33%	42%	
7 VAN DE LOO	GUI	28	32%	21%	11%
18 Urnaut	GUI	18	28%	28%	11%
8 BAETENS	ASS	30	23%	43%	3%
4 Verplancke	GUI	2		50%	
10 Diefenbach	ASS	1		100%	
13 VERSCHUEREN	ASS	2			
16 Van De Pontseele	GUI	1			

UPPER:

TOI = Team of Interest = Team analyzed OPP = Opponent
 XXXServe = who served XXXSCORE = who got the point



2014-2015

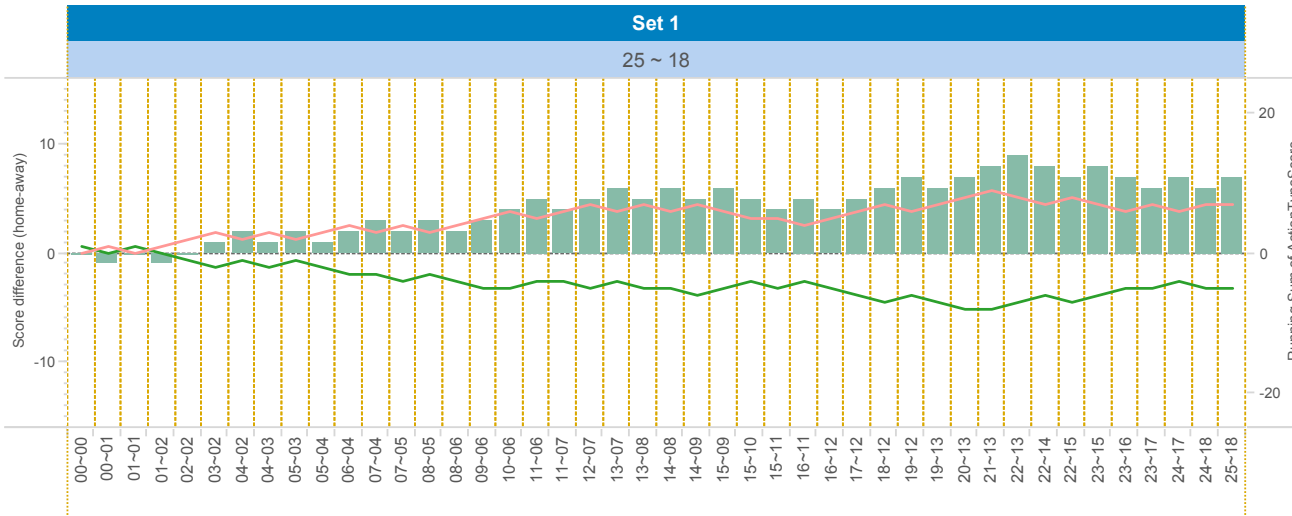
DATA

BelgiumVolleyStats.be
By Marnix Acar

© Trainerstuff.be
By Wouter Iaroy

VIZ

(20150225) ASS ~ GUI (3 ~ 1)
Set analysis - Set 1



TEAM_NAME

- ASS
- GUI

UPPER LEFT:

+1: A# - B# - S# -1: A=, A/, B=, B/, S=, R=, D=, F=, S=

LOWER LEFT:

TOI = Team of Interest = Team analyzed OPP = Opponent
XXXServe = who served XXXSCORE = who got the point

LOWER RIGHT:

Attack sorted on #SCORE

		Set 1													
		TOIServe						OPPServe							
		TOIScore			OPPScore			Total	TOIScore			OPPScore			Total
TOI	Scorin..	TOI	OPP	Total	TOI	OPP	Total		TOI	OPP	Total	TOI	OPP	Total	
ASS	A#	3		3		13	13	16	13		13		3	3	16
	S#	2		2			2								
	A/		5	5			5		1	1				1	
	S=				2		2	2		1	1				1
	Total		5	5	10	2	13	15	25	13	2	15	3	3	18
GUI	A#	3		3		13	13	16	13		13		3	3	16
	S#											2		2	
	A/				1		1	1				5		5	
	S=				1		1	1		2	2			2	
	Total		3		3	2	13	15	18	13	2	15	5	5	10

Attacking skills

		Count of SKILL	#SCORE	#SCORE%	NOSCORE	NOSCORE%	=SCORE	=SCORE%	EFF	
10	ABINET	GUI	14	7	50%	5	36%	2	14%	36%
17	Orczyk	ASS	9	7	78%	2	22%	0	0%	78%
11	Overbeeke	ASS	7	4	57%	3	43%	0	0%	57%
8	BAETENS	ASS	5	3	60%	2	40%	0	0%	60%
4	Verplancke	GUI	2	2	100%	0	0%	0	0%	100%
7	VAN DE LOO	GUI	7	2	29%	4	57%	1	14%	14%
17	Goverde	GUI	5	2	40%	2	40%	1	20%	20%
18	Urnaut	GUI	5	2	40%	1	20%	2	40%	0%
1	Abreu Lopez	GUI	1	1	100%	0	0%	0	0%	100%
10	Diefenbach	ASS	5	1	20%	4	80%	0	0%	20%
13	VERSCHUEREN	ASS	2	1	50%	1	50%	0	0%	50%
1	Kalasz	ASS	2	0	0%	2	100%	0	0%	0%



2014-2015

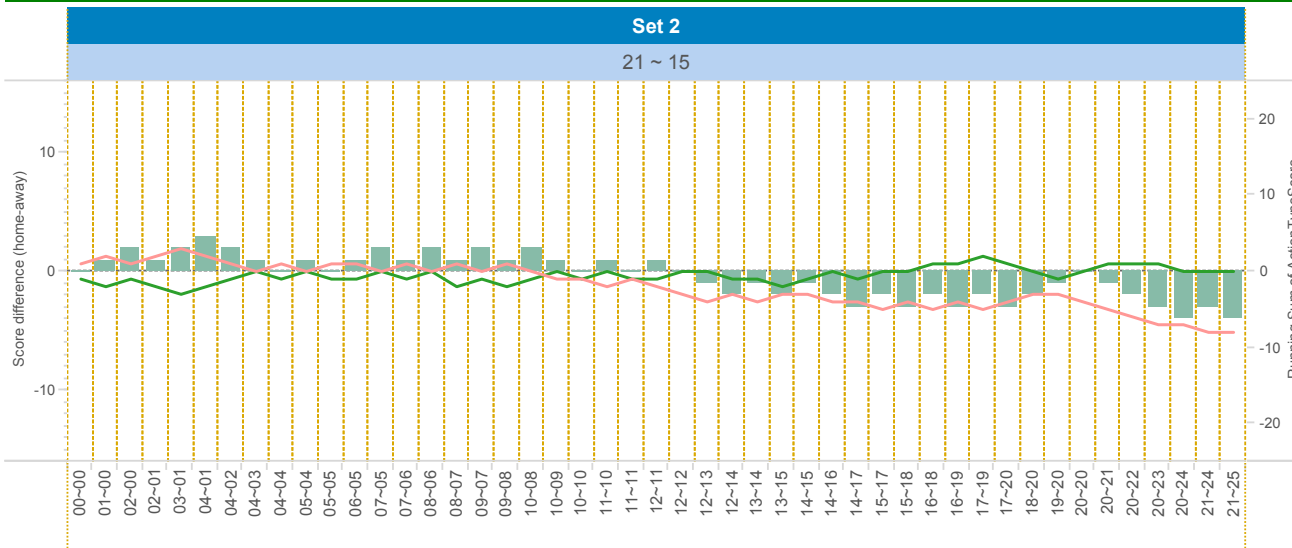
DATA

BelgiumVolleyStats.be
By Marnix Acar

© Trainerstuff.be
By Wouter Laroy

ZIV

(20150225) ASS ~ GUI (3 ~ 1)
Set analysis - Set 2



TEAM_NAME

ASS

GUI

UPPER LEFT:

+1: A# - B# - S# -1: A=, A/, B=, B/, S=, R=, D=, F=, S=

LOWER LEFT:

TOI = Team of Interest = Team analyzed OPP = Opponent
XXXServe = who served XXXSCORE = who got the point

LOWER RIGHT:

Attack sorted on #SCORE

Attacking skills

		Set 2													
		TOIServe						OPPServe							
		TOIScore			OPPScore			Total	TOIScore			OPPScore			Total
TOI	Scorin..	TOI	OPP	Total	TOI	OPP	Total	TOI	OPP	Total	TOI	OPP	Total	Total	
ASS	A#				13			13	13		1	1		14	
	S#	1		1			1				2	2		2	
	A=		1	1	1		1				3		3	3	
	A/		2	2							3		3	3	
	S=				2		2		3	3				3	
	E=		1	1			1								
	Total		1	4	5	3	13	16	21	13	3	16	6	3	9
GUI	A#	1		1	13			13	13				1	1	13
	S#	2		2			2				1	1		1	
	A=		3	3					1	1				2	
	A/		3	3							2		2	2	
	S=				3		3			2	2			2	
	E=											1		1	
	Total		3	6	9	3	13	16	25	13	3	16	4	1	5

		Count of SKILL	#SCORE	#SCORE%	NOSCORE	NOSCORE%	=SCORE	=SCORE%	EFF	
10	ABINET	GUI	5	4	80%	0	0%	1	20%	60%
17	Orczyk	ASS	5	4	80%	1	20%	0	0%	80%
4	Verplancke	GUI	3	3	100%	0	0%	0	0%	100%
7	VAN DE LOO	GUI	4	3	75%	0	0%	1	25%	50%
10	Diefenbach	ASS	3	3	100%	0	0%	0	0%	100%
18	Urnaut	GUI	6	3	50%	2	33%	1	17%	33%
8	BAETENS	ASS	7	2	29%	1	14%	4	57%	-29%
11	Overbeeke	ASS	8	2	25%	3	38%	3	38%	-13%
1	Kalasz	ASS	1	1	100%	0	0%	0	0%	100%
13	VERSCHUEREN	ASS	1	1	100%	0	0%	0	0%	100%
17	Goverde	GUI	1	1	100%	0	0%	0	0%	100%



2014-2015

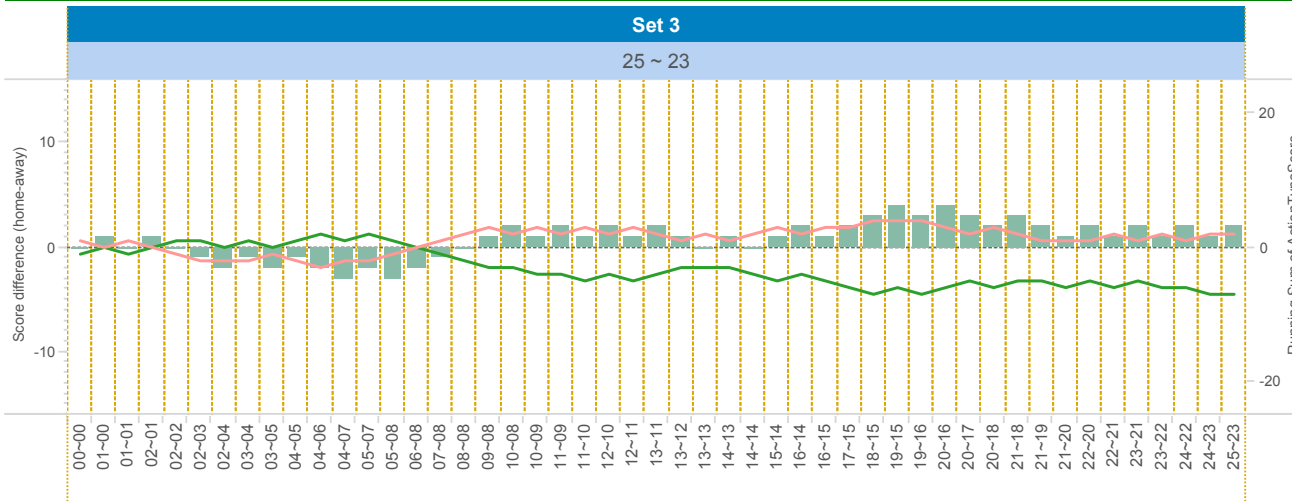
DATA

BelgiumVolleyStats.be
By Marnix Acar

© Trainerstuff.be
By Wouter Laroy

ZIV

(20150225) ASS ~ GUI (3 ~ 1)
Set analysis - Set 3



TEAM_NAME

- ASS
- GUI

UPPER LEFT:

+1: A# - B# - S# -1: A=, A/, B=, B/, S=, R=, D=, F=, S=

LOWER LEFT:

TOI = Team of Interest = Team analyzed OPP = Opponent
XXXServe = who served XXXSCORE = who got the point

LOWER RIGHT:

Attack sorted on #SCORE

		Set 3															
		TOIServe							OPPServe								
		TOIScore			OPPScore				Total	TOIScore			OPPScore				Total
TOI	Scorin..	TOI	OPP	Total	TOI	OPP	Total	TOI		OPP	Total	TOI	OPP	Total	Total		
ASS	A#	2		2		13	13	15	14		14				14		
	S#	2		2			2										
	A=		1	1			1				2			2	2		
	A/		3	3			3				4			4	4		
	S=				4		4	4		3	3				3		
	Total		4	4	8	4	13	17	25	14	3	17	6		6	23	
GUI	A#					14	14	14	13		13		2	2	15		
	S#											2		2	2		
	A=		2	2			2				1			1	1		
	A/		4	4			4				3			3	3		
	S=				3		3	3		4	4				4		
	Total			6	6	3	14	17	23	13	4	17	4	4	8	25	

Attacking skills

		Count of SKILL	#SCORE	#SCORE%	NOSCORE	NOSCORE%	=SCORE	=SCORE%	EFF
11 Overbeeke	ASS	11	7	64%	3	27%	1	9%	55%
18 Urnaut	GUI	8	5	63%	3	38%	0	0%	63%
8 BAETENS	ASS	5	4	80%	0	0%	1	20%	60%
17 Orczyk	ASS	6	4	67%	1	17%	1	17%	50%
10 ABINET	GUI	6	3	50%	1	17%	2	33%	17%
7 VAN DE LOO	GUI	7	2	29%	4	57%	1	14%	14%
17 Goverde	GUI	3	2	67%	0	0%	1	33%	33%
4 Verplancke	GUI	2	1	50%	1	50%	0	0%	50%
10 Diefenbach	ASS	7	1	14%	3	43%	3	43%	-29%



2014-2015

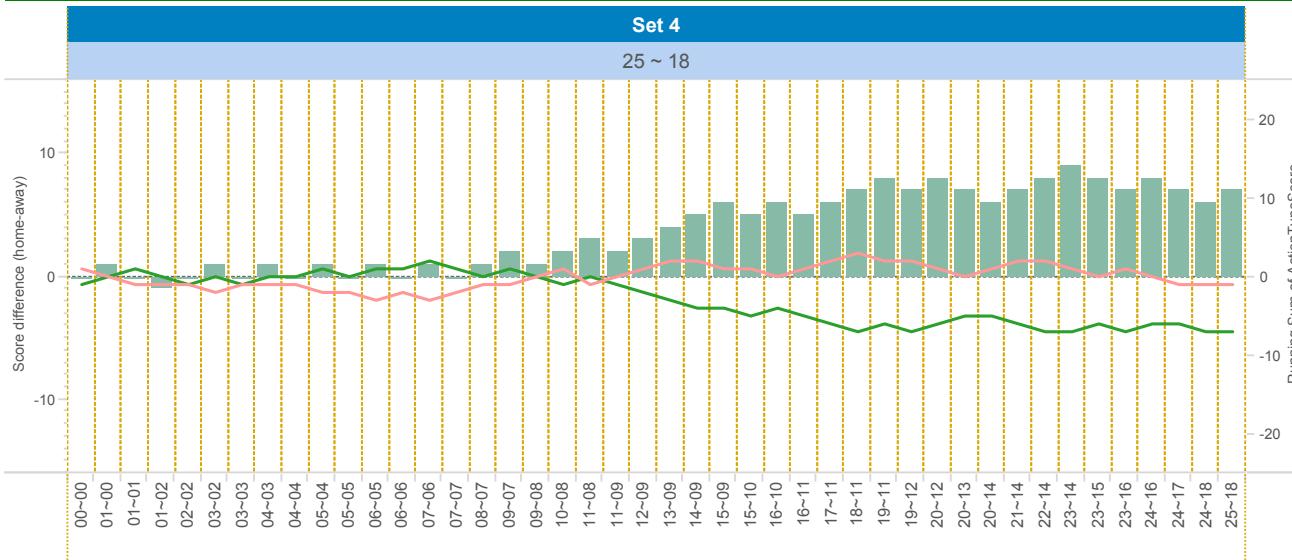
DATA

BelgiumVolleyStats.be
By Marnix Acar

© Trainerstuff.be
By Wouter Laroy

VIZ

(20150225) ASS ~ GUI (3 ~ 1)
Set analysis - Set 4



TEAM_NAME

- ASS
- GUI

UPPER LEFT:

+1: A# - B# - S# -1: A=, A/, B=, B/, S=, R=, D=, F=, S=

LOWER LEFT:

TOI = Team of Interest = Team analyzed OPP = Opponent
XXXServe = who served XXXSCORE = who got the point

LOWER RIGHT:

Attack sorted on #SCORE

Attacking skills

		Set 4											
		TOIServe						OPPServe					
		TOISCORE		OPPSCORE		Total	TOISCORE		OPPSCORE		Total	Total	
TOI	Scorin..	TOI	OPP	TOI	OPP	Total	TOI	OPP	TOI	OPP	Total	Total	
ASS	A#	1			12	12	13	9			9	10	
	S#	3					3				3		
	A=		2				2			1	1	1	
	A/		3				3			2	2	2	
	S=			2		2	2		4		4	4	
	E=		1				1		1		1	1	
	D=						1		1		1	1	
	Total		4	6	10	2	12	14	24	9	6	15	19
GUI	A#	1			9	9	10	12			12	13	
	S#									3	3	3	
	A=		1				1				2	2	
	A/		2				2			3	3	3	
	S=			4		4	4		2		2	2	
	E=			1		1	1			1	1	1	
	D=			1		1	1				1	1	
	Total		1	3	4	6	9	15	19	12	2	14	24

		Count of SKILL	#SCORE	#SCORE%	NOSCORE	NOSCORE%	=SCORE	=SCORE%	EFF	
7	VAN DE LOO	GUI	5	4	80%	1	20%	0	0%	80%
11	Overbeeke	ASS	6	4	67%	2	33%	0	0%	67%
17	Orczyk	ASS	11	4	36%	4	36%	3	27%	9%
4	Verplancke	GUI	3	2	67%	1	33%	0	0%	67%
8	BAETENS	ASS	3	2	67%	1	33%	0	0%	67%
10	ABINET	GUI	5	2	40%	2	40%	1	20%	20%
17	Goverde	GUI	4	2	50%	0	0%	2	50%	0%
18	Urnaut	GUI	4	2	50%	0	0%	2	50%	0%
15	REYNDERS	GUI	1	1	100%	0	0%	0	0%	100%
1	Kalasz	ASS	1	0	0%	1	100%	0	0%	0%
10	Diefenbach	ASS	2	0	0%	2	100%	0	0%	0%
13	VERSCHUEREN	ASS	1	0	0%	1	100%	0	0%	0%



2014-2015

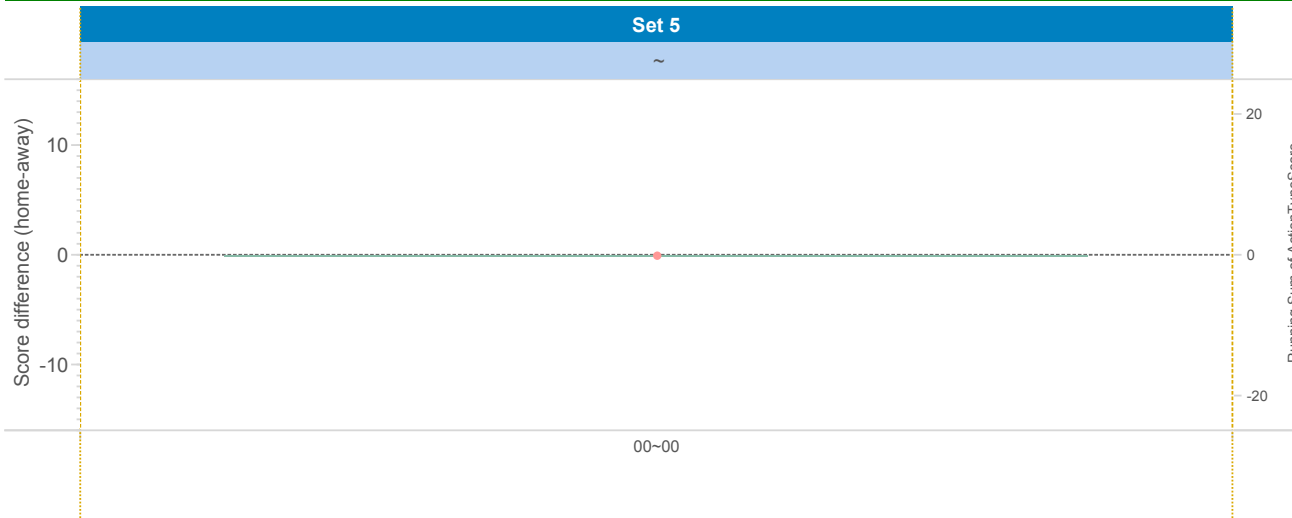
DATA

BelgiumVolleyStats.be
By Marnix Acar

© Trainerstuff.be
By Wouter Laroy

VIZ

(20150225) ASS ~ GUI (3 ~ 1)
Set analysis - Set 5



TEAM_NAME

ASS

UPPER LEFT:

+1: A# - B# - S# -1: A=, A/, B=, B/, S=, R=, D=, F=, S=

LOWER LEFT:

TOI = Team of Interest = Team analyzed OPP = Opponent
XXXServe = who served XXXSCORE = who got the point

LOWER RIGHT:

Attack sorted on #SCORE

Attacking skills

		Count of SKILL	#SCORE	#SCORE%	NOSCORE	NOSCORE%	=SCORE	=SCORE%	EFF
17 Orczyk	ASS	31	19	61%	8	26%	4	13%	48%
11 Overbeeke	ASS	32	17	53%	11	34%	4	13%	41%
10 ABINET	GUI	30	16	53%	8	27%	6	20%	33%
18 Urnaut	GUI	23	12	52%	6	26%	5	22%	30%
7 VAN DE LOO	GUI	23	11	48%	9	39%	3	13%	35%
8 BAETENS	ASS	20	11	55%	4	20%	5	25%	30%
4 Verplancke	GUI	10	8	80%	2	20%	0	0%	80%
17 Goverde	GUI	13	7	54%	2	15%	4	31%	23%
10 Diefenbach	ASS	17	5	29%	9	53%	3	18%	12%
13 VERSCHUEREN	ASS	4	2	50%	2	50%	0	0%	50%
1 Abreu Lopez	GUI	1	1	100%	0	0%	0	0%	100%
1 Kalasz	ASS	4	1	25%	3	75%	0	0%	25%
15 REYNDERS	GUI	1	1	100%	0	0%	0	0%	100%



2014-2015

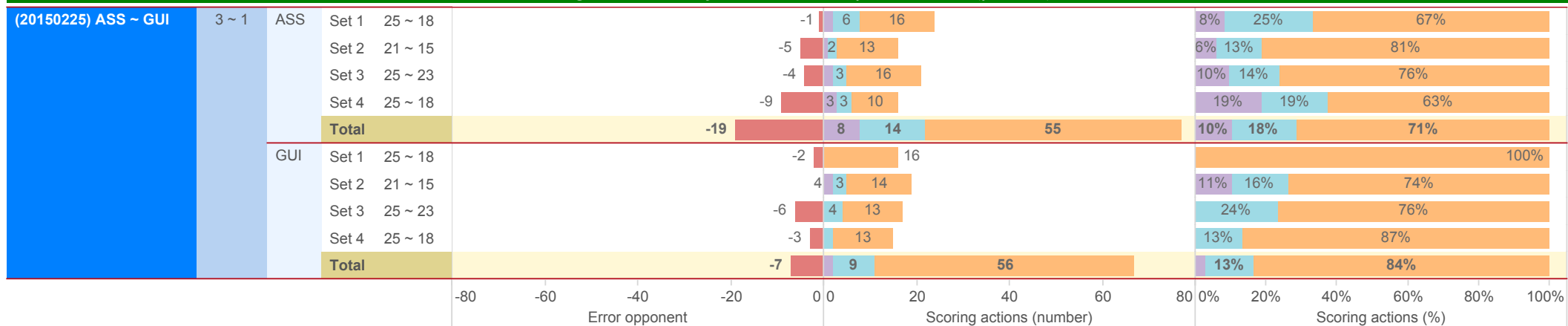
DATA

BelgiumVolleyStats.be
By Marnix Acar

© Trainerstuff.be
By Wouter Laroy

VIZ

(20150225) ASS ~ GUI (3 ~ 1)
Scoring Actions Analyzed: how were points made (per set)



S - Serve B - Block A - Attack



2014-2015

DATA

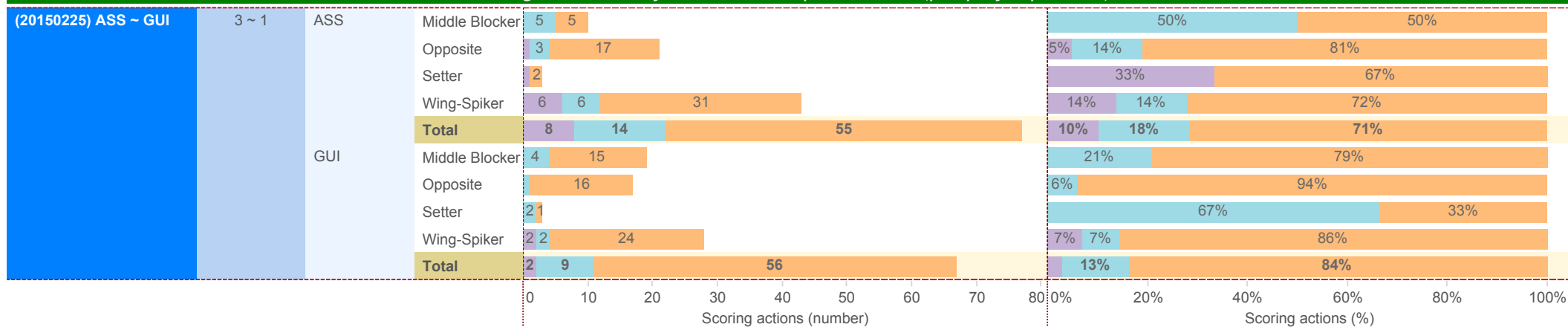
BelgiumVolleyStats.be
By Marnix Acar

© **Trainerstuff.be**
By Wouter Laroy

VIZ

(20150225) ASS ~ GUI (3 ~ 1)

Scoring Actions Analyzed: how were points made (per player position)





2014-2015

DATA

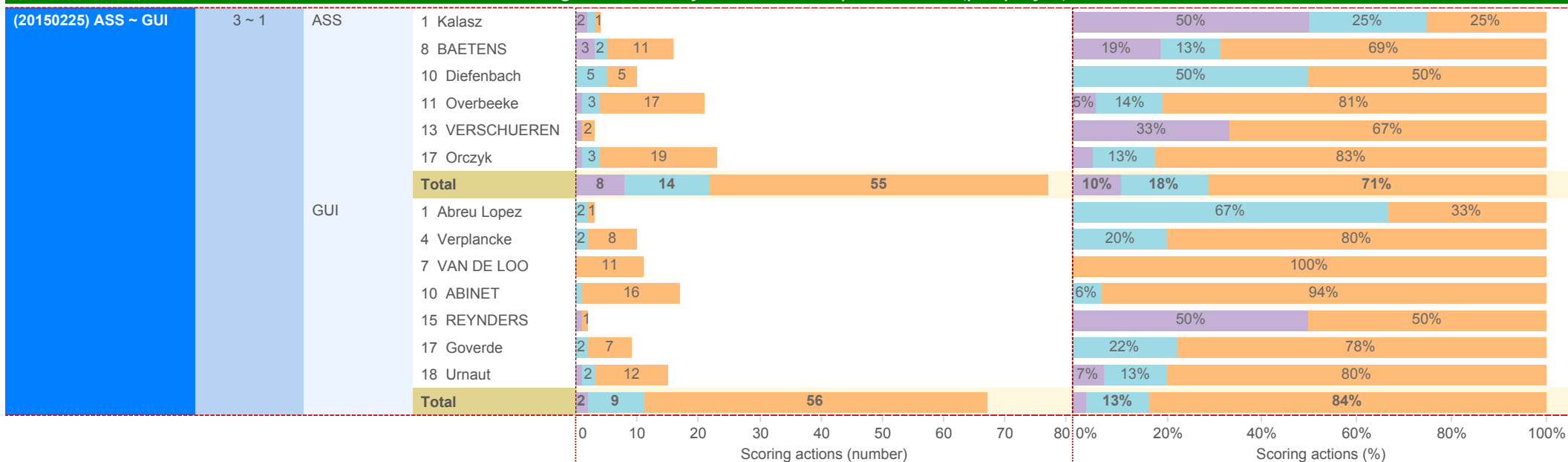
BelgiumVolleyStats.be
By Marnix Acar

© Trainerstuff.be
By Wouter Laroy

VIZ

(20150225) ASS ~ GUI (3 ~ 1)

Scoring Actions Analyzed: how were points made (per player)



S - Serve B - Block A - Attack



2014-2015

DATA

BelgiumVolleyStats.be
By Marnix Acar

© Trainerstuff.be
By Wouter Laroy

VIZ

(20150225) ASS ~ GUI (3 ~ 1)
Skills in detail (per player position): Attack/Block

A - Attack	ASS	Middle Blocker	Skill 1		Skill 2		Skill 3		Skill 4		Skill 5		Total	EFF			
			Count	%	Count	%	Count	%	Count	%	Count	%					
		Middle Blocker	5 (29%)		7 (41%)		2 (12%)		2 (12%)		1 (6%)		17	12%			
		Opposite	17 (53%)		7 (22%)		1 (6%)		3 (9%)		2 (6%)		32	41%			
		Setter	2 (60%)		1 (25%)				1 (25%)				4	50%			
		Wing-Spiker	31 (56%)		6 (11%)		6 (9%)		3 (5%)		5 (9%)		55	40%			
		Total	55 (51%)		21 (19%)		9 (8%)		7 (6%)		9 (8%)		108	36%			
	GUI	Middle Blocker	15 (65%)		2 (9%)				2 (9%)		2 (9%)		23	48%			
		Opposite	16 (53%)		4 (13%)		2 (13%)		2 (7%)		4 (13%)		30	33%			
		Setter	1 (100%)										1	100%			
		Wing-Spiker	24 (51%)		5 (11%)		3 (17%)		7 (15%)		8 (17%)		47	34%			
		Total	56 (55%)		11 (11%)		5 (14%)		11 (11%)		14 (14%)		101	38%			
B - Block	ASS	Middle Blocker	5 (31%)				1 (1)		2 (13%)		8 (50%)		16	-19%			
		Opposite	3 (43%)		1 (14%)		1 (1)				2 (29%)		7	14%			
		Setter					2 (1)				2 (50%)		4	-50%			
		Wing-Spiker	6 (25%)		1 (4%)		1 (1)		1 (4%)		15 (63%)		24	-38%			
		Total	14 (27%)		2 (4%)		5 (1)		3 (6%)		27 (53%)		51	-25%			
	GUI	Middle Blocker	4 (15%)				5 (1)		2 (7%)		16 (59%)		27	-44%			
		Opposite	1 (17%)				3 (1)		1 (17%)		1 (17%)		6	0%			
		Setter	2 (33%)				1 (1)				3 (50%)		6	-17%			
		Wing-Spiker	2 (15%)		3 (23%)		1 (1)		1 (8%)		6 (46%)		13	-31%			
		Total	9 (17%)		3 (6%)		10 (1)		4 (8%)		26 (50%)		52	-33%			
			0 50 100 #		0 10 20 30 +		0 5 10 15 !		0 5 10 15 20 -		0 10 20 /		0 20 40 =		0 50 100 Count of SKILL		-100% 0% 100% EFF



2014-2015

DATA

BelgiumVolleyStats.be
By Marnix Acar

© Trainerstuff.be
By Wouter Laroy

VIZ

(20150225) ASS ~ GUI (3 ~ 1)
Skills in detail (per player position): Serve/Reception

Skill	Position	Game 1						Game 2		EFF
		Count	%	Count	%	Count	%	Count	%	
S - Serve	ASS	Middle Blocker	4 (33%)	1 (8%)	4 (33%)	1 (8%)	2 (17%)	12	-17%	
		Opposite	1 (7%)	2 (13%)	1 (20%)	5 (33%)	3 (20%)	3 (20%)	15	-13%
		Setter	1 (6%)	5 (31%)	5 ()	5 (31%)			16	6%
		Wing-Spiker	6 (12%)	12 (23%)	11 (2%)	17 (33%)	1 (2%)	5 (10%)	52	2%
		Total	8 (8%)	23 (24%)	18 (5%)	31 (33%)	5 (5%)	10 (11%)	95	-2%
	GUI	Middle Blocker		5 (23%)	8 ()	8 (36%)		1 (5%)	22	-5%
		Opposite		3 (27%)	3 ()	4 (36%)		1 (9%)	11	-9%
		Setter		4 (24%)	4 ()	7 (41%)		2 (12%)	17	-12%
		Wing-Spiker	2 (6%)	8 (23%)	11 ()	7 (20%)		7 (20%)	35	-14%
		Total	2 (2%)	20 (24%)	26 ()	26 (31%)		11 (13%)	85	-11%
R - Reception	ASS	Libero	11 (38%)	11 (38%)	3 ()	3 (10%)		1 (3%)	29	-3%
		Middle Blocker		1 (100%)					1	0%
		Setter			2 ()				2	0%
		Wing-Spiker	11 (26%)	18 (43%)	6 ()	6 (14%)		1 (2%)	42	-2%
		Total	22 (30%)	30 (41%)	11 ()	9 (12%)		2 (3%)	74	-3%
	GUI	Libero	14 (41%)	7 (21%)	5 (6%)	3 (9%)	2 (6%)	3 (9%)	34	-9%
		Middle Blocker		1 (50%)	1 ()				2	0%
		Wing-Spiker	16 (33%)	11 (22%)	8 (6%)	6 (12%)	3 (6%)	5 (10%)	49	-10%
		Total	30 (35%)	19 (22%)	14 (6%)	9 (11%)	5 (6%)	8 (9%)	85	-9%
				0 20 40	0 20 40	0 20 40	0 20 40	0 5 10 15 20	0 50 100	-20% 0% 20%
		#	+	!	-	/	=	Count of SKILL	EFF	



2014-2015

DATA

BelgiumVolleyStats.be
By Marnix Acar

© Trainerstuff.be
By Wouter Laroy

VIZ

(20150225) ASS ~ GUI (3 ~ 1)

Skills in detail (per player): Attack

A - Attack										Count of SKILL	EFF
A - Attack	ASS	1 Kalasz	1 (25%)	1 (25%)	2 ()					4	25%
		8 BAETENS	11 (55%)	1 (5%)	1 (10%)	2 (10%)	2 (10%)	3 (15%)	20	30%	
		10 Diefenbach	5 (29%)	7 (41%)	2 (12%)		2 (12%)	1 (6%)	17	12%	
		11 Overbeeke	17 (53%)	7 (22%)	1 (6%)	3 (9%)	2 (6%)	2 (6%)	32	41%	
		13 VERSCHUEREN	2 (50%)	1 (25%)		1 (25%)			4	50%	
		17 Orczyk	19 (61%)	4 (13%)	3 (10%)	1 (3%)	3 (10%)	1 (3%)	31	48%	
		Total	55 (51%)	21 (19%)	9 (8%)	7 (6%)	9 (8%)	7 (6%)	108	36%	
		GUI	1 Abreu Lopez	1 (100%)						1	100%
			4 Verplancke	8 (80%)			2 (20%)			10	80%
			7 VAN DE LOO	11 (48%)	3 (13%)	3 (13%)	3 (13%)	3 (13%)	23	35%	
			10 ABINET	16 (53%)	4 (13%)	2 (13%)	2 (7%)	4 (13%)	2 (7%)	30	33%
			15 REYNDERS	1 (100%)						1	100%
			17 Goverde	7 (54%)	2 (15%)			2 (15%)	2 (15%)	13	23%
			18 Urnaut	12 (52%)	2 (9%)		4 (17%)	5 (22%)		23	30%
		Total	56 (55%)	11 (11%)	5 (14%)	11 (11%)	14 (14%)	4 (4%)	101	38%	
			#	+	!	-	/	=			
									Count of SKILL	EFF	



2014-2015

DATA

BelgiumVolleyStats.be
By Marnix Acar

© Trainerstuff.be
By Wouter Laroy

VIZ

(20150225) ASS ~ GUI (3 ~ 1)
Skills in detail (per player): Block

B - Block	ASS	Player	Game 1					Game 2					EFF
			#	+	!	-	/	=	Count of SKILL	EFF			
		1 Kalasz	1 (14%)	1 (14%)					5 (71%)	7	-57%		
		8 BAETENS	2 (29%)					5 (71%)	7	-43%			
		10 Diefenbach	5 (31%)		1 ()	2 (13%)		8 (50%)	16	-19%			
		11 Overbeeke	3 (43%)	1 (14%)	1 ()			2 (29%)	7	14%			
		13 VERSCHUEREN			2 ()			2 (50%)	4	-50%			
		17 Orczyk	3 (30%)		1 ()	1 (10%)		5 (50%)	10	-20%			
		Total	14 (27%)	2 (4%)	5 ()	3 (6%)		27 (53%)	51	-25%			
	GUI	1 Abreu Lopez	2 (33%)		1 ()			3 (50%)	6	-17%			
		4 Verplancke	2 (15%)		2 ()			9 (69%)	13	-54%			
		7 VAN DE LOO		1 (50%)				1 (50%)	2	-50%			
		10 ABINET	1 (17%)		3 ()	1 (17%)		1 (17%)	6	0%			
		15 REYNDERS						1 (100%)	1	-100%			
		17 Goverde	2 (14%)		3 ()	2 (14%)		7 (50%)	14	-36%			
		18 Urnaut	2 (20%)	2 (20%)	1 ()	1 (10%)		4 (40%)	10	-20%			
		Total	9 (17%)	3 (6%)	10 ()	4 (8%)		26 (50%)	52	-33%			
			#	+	!	-	/	=	Count of SKILL	EFF			



2014-2015

DATA

BelgiumVolleyStats.be
By Marnix Acar

© Trainerstuff.be
By Wouter Laroy

VIZ

(20150225) ASS ~ GUI (3 ~ 1)
Skills in detail (per player): Serve

S - Serve	ASS	Skill Categories							Count of SKILL	EFF
		#	+	!	-	/	=			
	1 Kalasz	2 (11%)	3 (16%)	3 (5%)	8 (42%)	1 (5%)	2 (11%)	19	0%	
	6 Andringa				1 (100%)			1	0%	
	8 BAETENS	3 (19%)	6 (38%)	2 ()	4 (25%)		1 (6%)	16	13%	
	10 Diefenbach		4 (33%)	1 (8%)	4 (33%)	1 (8%)	2 (17%)	12	-17%	
	11 Overbeeke	1 (7%)	2 (13%)	1 (20%)	5 (33%)	3 (20%)	3 (20%)	15	-13%	
	13 VERSCHUEREN	1 (6%)	5 (31%)	5 ()	5 (31%)			16	6%	
	17 Orczyk	1 (6%)	3 (19%)	6 ()	4 (25%)		2 (13%)	16	-6%	
	Total	8 (8%)	23 (24%)	18 (5%)	31 (33%)	5 (5%)	10 (11%)	95	-2%	
	GUI									
	1 Abreu Lopez		4 (24%)	4 ()	7 (41%)		2 (12%)	17	-12%	
	4 Verplancke		3 (30%)	4 ()	3 (30%)			10	0%	
	7 VAN DE LOO		5 (26%)	9 ()	2 (11%)		3 (16%)	19	-16%	
	10 ABINET		3 (27%)	3 ()	4 (36%)		1 (9%)	11	-9%	
	15 REYNDERS	1 (14%)	1 (14%)	1 ()	1 (14%)		3 (43%)	7	-29%	
	17 Goverde		2 (17%)	4 ()	5 (42%)		1 (8%)	12	-8%	
	18 Urnaut	1 (11%)	2 (22%)	1 ()	4 (44%)		1 (11%)	9	0%	
	Total	2 (2%)	20 (24%)	26 ()	26 (31%)		11 (13%)	85	-11%	
		#	+	!	-	/	=	Count of SKILL	EFF	



2014-2015

DATA

BelgiumVolleyStats.be
By Marnix Acar

© Trainerstuff.be
By Wouter Laroy

VIZ

(20150225) ASS ~ GUI (3 ~ 1)
Skills in detail (per player): Reception

R - Reception	ASS	Player	#	+	!	-	/	=	Count of SKILL	EFF
R - Reception	ASS	7 Sparidans	11 (38%)	11 (38%)	3 ()	3 (10%)		1 (3%)	29	-3%
		8 BAETENS	7 (23%)	13 (43%)	4 ()	5 (17%)		1 (3%)	30	-3%
		10 Diefenbach		1 (100%)					1	0%
		13 VERSCHUEREN			2 ()				2	0%
		17 Orczyk	4 (33%)	5 (42%)	2 ()	1 (8%)			12	0%
		Total	22 (30%)	30 (41%)	11 ()	9 (12%)		2 (3%)	74	-3%
		GUI	4 Verplancke		1 (50%)	1 ()				2
	7 VAN DE LOO		9 (32%)	6 (21%)	4 (7%)	4 (14%)	2 (7%)	3 (11%)	28	-11%
	14 Van Sande		14 (42%)	7 (21%)	5 (6%)	2 (6%)	2 (6%)	3 (9%)	33	-9%
	15 REYNDERS		2 (67%)		1 ()				3	0%
	16 Van De Pontseele					1 (100%)			1	0%
	18 Urnaut		5 (28%)	5 (28%)	3 (6%)	2 (11%)	1 (6%)	2 (11%)	18	-11%
	Total		30 (35%)	19 (22%)	14 (6%)	9 (11%)	5 (6%)	8 (9%)	85	-9%
			#	+	!	-	/	=	Count of SKILL	EFF