



2014-2015

DATA

BelgiumVolleyStats.be
By Marnix Acar

© **Trainerstuff.be**
By Wouter Laroy

VIZ

Scouting data provided by: Marnix Acar - www.BelgiumVolleyStats.be

Data processing and vizualization: Wouter Laroy - www.trainerstuff.be

Questions/Remarks/Suggestions: info@belgiumvolleystats.be - wouterstrainerstuff@gmail.com

		(20150225) ANT ~ ROE				Grand Total
		1 ~ 3				
		Set 1	Set 2	Set 3	Set 4	
		20 ~ 25	25 ~ 21	17 ~ 25	23 ~ 25	
ANT	1 Deroey Libero	6	6	5	22	6 33
	3 Van Harskamp Setter	25	26	21	24	26 70
	5 Van Rekom Wing-Spiker	23	25	23	13	25 59
	6 STUER Libero		2			2
	7 VAN WALLE Wing-Spiker	12	21	10	19	21 41
	9 Van Bemmelen Middle Blocker	7	6	5	9	6 21
	10 Jorna Wing-Spiker	21	24	18	20	24 59
	12 Vandeweyer Wing-Spiker				7	7
	13 DEPOVERE Setter	6	2	1	5	12
	14 Andrei Middle Blocker			3		3
18 COLSON Middle Blocker	8	11	1	14	11 23	
ROE	3 Paulides Middle Blocker	10	7	9	12	31 7
	4 D'HULST Setter	17	25	22	20	59 25
	6 DEJONCKHEERE Libero	10	13	5	17	32 13
	8 VERHANNEMAN Wing-Spiker		13	8	24	32 13
	9 VAN DE VELDE Middle Blocker	12	13	8	11	31 13
	10 Dedeyne Opposite	15	5			15 5
	11 CLAES Wing-Spiker	15	28	21	21	57 28
	12 VAN HIRTUM Wing-Spiker	19	22	24	21	64 22
		0 50 100	0 50 100	0 50 100	0 50 100	0 50 100
		Number of recorded actions	Number of recorded actions	Number of recorded actions	Number of recorded actions	Number of recorded actions

■ SET WON ■ SET LOST



2014-2015

DATA

BelgiumVolleyStats.be
By Marnix Acar

© Trainerstuff.be
By Wouter Laroy

VIZ

(20150225) ANT ~ ROE (1 ~ 3)
Game analysis

TOI	ScoringActi..	TOIServe						OPPServe							
		TOISCORE			OPPSCORE			Total	TOISCORE			OPPSCORE			Total
		TOI	OPP	Total	TOI	OPP	Total		TOI	OPP	Total	TOI	OPP	Total	
ANT	A#	10		10		30	30	40	30		30		17	17	47
	S#	8		8			8	8				4	4	4	
	A=		13	13		1	1	14		4	4	11	11	15	
	A\		3	3		4	4	7		3	3	12	12	15	
	S=					15	15	15		13	13			13	
	F=			1	1			1	1						1
	D=					1	1	1							1
Total		18	17	35	21	30	51	86	30	20	50	23	21	44	94
ROE	A#	17		17		30	30	47	30		30		10	10	40
	S#	4		4			4	4				8	8	8	
	A=		11	11		4	4	15		1	1	13	13	14	
	A\		12	12		3	3	15		4	4	3	3	7	
	S=					13	13	13		15	15			15	
	F=											1	1	1	
	D=									1	1			1	
Total		21	23	44	20	30	50	94	30	21	51	17	18	35	86

Attack

Block

Serve

Reception

		Count of SKILL	%SCORE%	%SCORE%	EFF
9 VAN DE VELDE	ROE	9	78%	22%	56%
9 Van Bemmelen	ANT	8	75%	0%	75%
18 COLSON	ANT	11	73%	18%	55%
12 VAN HIRTUM	ROE	27	48%	15%	33%
11 CLAES	ROE	19	47%	21%	26%
3 Paulides	ROE	13	46%	46%	0%
10 Dedeyne	ROE	9	44%	44%	0%
3 Van Harskamp	ANT	8	38%	25%	13%
8 VERHANNEMAN	ROE	22	36%	14%	23%
10 Jorna	ANT	23	35%	22%	13%
5 Van Rekom	ANT	21	33%	29%	5%
12 Vandeweyer	ANT	4	25%	25%	0%
7 VAN WALLE	ANT	33	21%	30%	-9%
4 D'HULST	ROE	1	0%	0%	0%
14 Andrei	ANT	2	0%	100%	-100%

		Count of SKILL	#
9 VAN DE VELDE	ROE	13	7
11 CLAES	ROE	10	4
7 VAN WALLE	ANT	6	3
3 Paulides	ROE	7	2
12 VAN HIRTUM	ROE	9	2
4 D'HULST	ROE	2	1
5 Van Rekom	ANT	5	1
9 Van Bemmelen	ANT	5	1
18 COLSON	ANT	5	1
3 Van Harskamp	ANT	4	
8 VERHANNEMAN	ROE	5	
10 Dedeyne	ROE	1	
10 Jorna	ANT	2	

		Count of SKILL	%%	%%
13 DEPOVERE	ANT	12	25%	17%
9 Van Bemmelen	ANT	10	20%	20%
10 Jorna	ANT	17	12%	6%
12 VAN HIRTUM	ROE	19	11%	16%
4 D'HULST	ROE	13	8%	8%
18 COLSON	ANT	13	8%	8%
9 VAN DE VELDE	ROE	18	6%	
3 Paulides	ROE	13		15%
3 Van Harskamp	ANT	8		25%
5 Van Rekom	ANT	11		36%
7 VAN WALLE	ANT	12		17%
8 VERHANNEMAN	ROE	10		20%
10 Dedeyne	ROE	4		50%
11 CLAES	ROE	17		18%
12 Vandeweyer	ANT	2		50%
14 Andrei	ANT	1		

		Count of SKILL	%%	+%	=%
3 Paulides	ROE	1	100%		
1 Deroye	ANT	14	57%	21%	
6 STUER	ANT	2	50%	50%	
5 Van Rekom	ANT	35	31%	23%	6%
6 DEJONCKHEERE	ROE	23	30%	35%	13%
11 CLAES	ROE	25	28%	24%	4%
10 Jorna	ANT	28	25%	43%	7%
12 VAN HIRTUM	ROE	20	20%	15%	20%
8 VERHANNEMAN	ROE	1			
9 Van Bemmelen	ANT	1			
10 Dedeyne	ROE	1			
12 Vandeweyer	ANT	1			

UPPER:

TOI = Team of Interest = Team analyzed OPP = Opponent
 XXXServe = who served XXXSCORE = who got the point



2014-2015

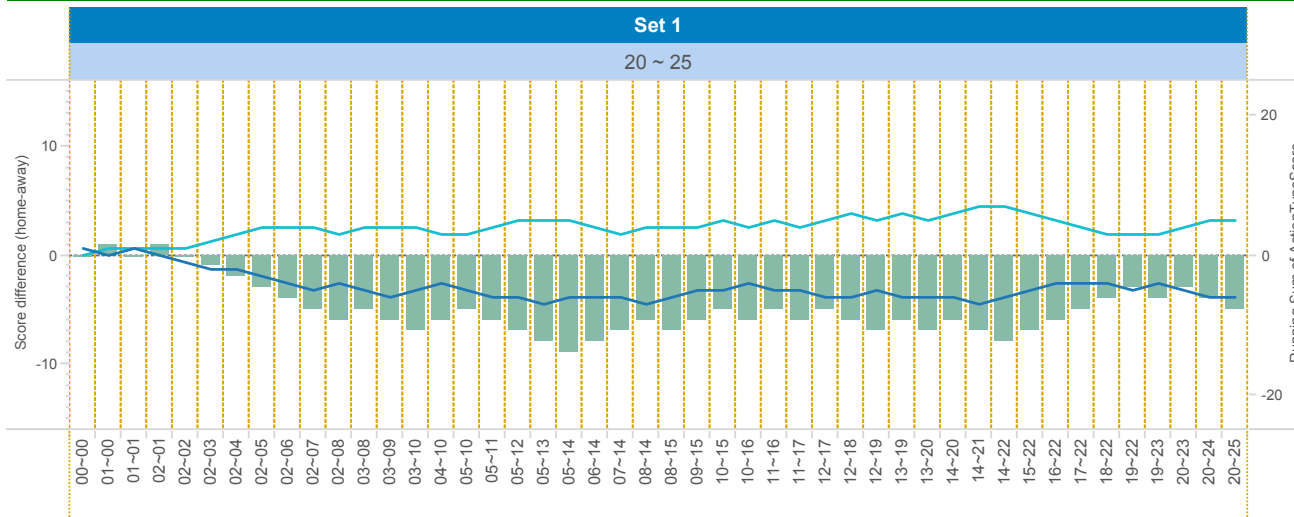
DATA

BelgiumVolleyStats.be
By Marnix Acar

© Trainerstuff.be
By Wouter laroy

VIZ

(20150225) ANT ~ ROE (1 ~ 3)
Set analysis - Set 1



TEAM_NAME

- ANT
- ROE

UPPER LEFT:

+1: A# - B# - S# -1: A=, A/, B=, B/, S=, R=, D=, F=, S=

LOWER LEFT:

TOI = Team of Interest = Team analyzed OPP = Opponent
XXXServe = who served XXXSCORE = who got the point

LOWER RIGHT:

Attack sorted on #SCORE

		Set 1													
		TOIServe						OPPServe							
		TOIScore			OPPScore			Total	TOIScore			OPPScore			Total
TOI	Scorin..	TOI	OPP	Total	TOI	OPP	Total		TOI	OPP	Total	TOI	OPP	Total	
ANT	A#	1		1		9	9	10	10		10		4	4	14
	S#	2		2				2					2	2	2
	A=		4	4				4				5	5	5	
	A/		1	1				1				2	2	2	
	S=					3	3	3		2	2				2
	Total		3	5	8	3	9	12	20	10	2	12	7	6	13
ROE	A#	4		4		10	10	14	9		9		1	1	10
	S#	2		2				2				2	2	2	
	A=		5	5				5				4	4	4	
	A/		2	2				2				1	1	1	
	S=					2	2	2		3	3				3
	Total		6	7	13	2	10	12	25	9	3	12	5	3	8

Attacking skills

		Count of SKILL	#SCORE	#SCORE%	NOSCORE	NOSCORE%	=SCORE	=SCORE%	EFF
12 VAN HIRTUM	ROE	5	4	80%	1	20%	0	0%	80%
3 Paulides	ROE	5	3	60%	0	0%	2	40%	20%
10 Dedeayne	ROE	6	3	50%	0	0%	3	50%	0%
18 COLSON	ANT	3	3	100%	0	0%	0	0%	100%
5 Van Rekom	ANT	5	2	40%	1	20%	2	40%	0%
7 VAN WALLE	ANT	7	2	29%	3	43%	2	29%	0%
9 Van Bemmelen	ANT	2	2	100%	0	0%	0	0%	100%
11 CLAES	ROE	5	2	40%	3	60%	0	0%	40%
3 Van Harskamp	ANT	1	1	100%	0	0%	0	0%	100%
9 VAN DE VELDE	ROE	1	1	100%	0	0%	0	0%	100%
10 Jorna	ANT	6	1	17%	2	33%	3	50%	-33%



2014-2015

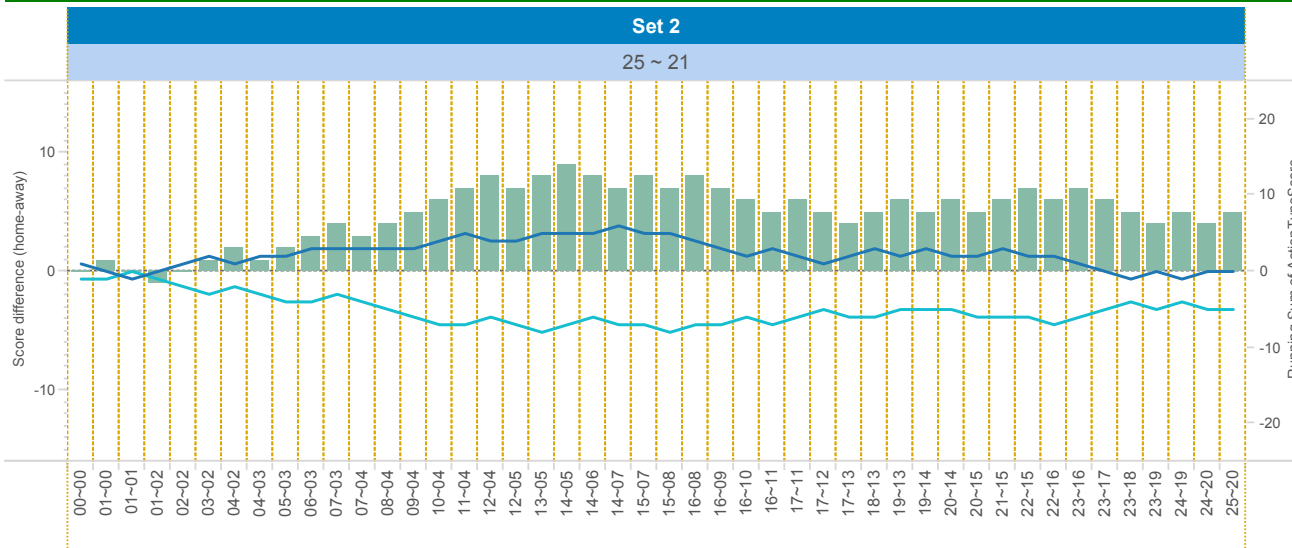
DATA

BelgiumVolleyStats.be
By Marnix Acar

© Trainerstuff.be
By Wouter Laroy

VIZ

(20150225) ANT ~ ROE (1 ~ 3)
Set analysis - Set 2



TEAM_NAME

■ ANT

■ ROE

UPPER LEFT:

+1: A# - B# - S# -1: A=, A/, B=, B/, S=, R=, D=, F=, S=

LOWER LEFT:

TOI = Team of Interest = Team analyzed OPP = Opponent
XXXServe = who served XXXSCORE = who got the point

LOWER RIGHT:

Attack sorted on #SCORE

Attacking skills

		Set 2													
		TOIServe						OPPServe							
		TOIScore			OPPScore			Total	TOIScore			OPPScore			Total
TOI	Scorin..	TOI	OPP	Total	TOI	OPP	Total	TOI	OPP	Total	TOI	OPP	Total	Total	
ANT	A#	6		6		7	7	13	5		5		3	3	8
	S#	2		2				2							2
	A=		3	3	1		1	4		1	1		1	2	
	A/		1	1	2		2	3		3	3		3	6	
	S=				3		3	3		4	4			4	
	Total		8	4	12	6	7	13	25	5	8	13	4	3	7
ROE	A#	3		3		5	5	8	7		7		6	6	13
	S#											2	2	2	
	A=		1	1	1		1	2		1	1	3	3	4	
	A/		3	3	3		3	6		2	2	1	1	3	
	S=				4		4	4		3	3			3	
	Total		3	4	7	8	5	13	20	7	6	13	4	8	12

		Count of SKILL	#SCORE	#SCORE%	NOSCORE	NOSCORE%	=SCORE	=SCORE%	EFF
10 Jorna	ANT	7	4	57%	3	43%	0	0%	57%
5 Van Rekom	ANT	7	3	43%	3	43%	1	14%	29%
11 CLAES	ROE	6	3	50%	1	17%	2	33%	17%
8 VERHANNEMAN	ROE	7	2	29%	4	57%	1	14%	14%
9 VAN DE VELDE	ROE	2	2	100%	0	0%	0	0%	100%
12 VAN HIRTUM	ROE	9	2	22%	4	44%	3	33%	-11%
3 Van Harskamp	ANT	2	1	50%	1	50%	0	0%	50%
7 VAN WALLE	ANT	10	1	10%	4	40%	5	50%	-40%
9 Van Bemmelen	ANT	2	1	50%	1	50%	0	0%	50%
10 Dedeayne	ROE	3	1	33%	1	33%	1	33%	0%
18 COLSON	ANT	2	1	50%	0	0%	1	50%	0%
3 Paulides	ROE	2	0	0%	1	50%	1	50%	-50%



2014-2015

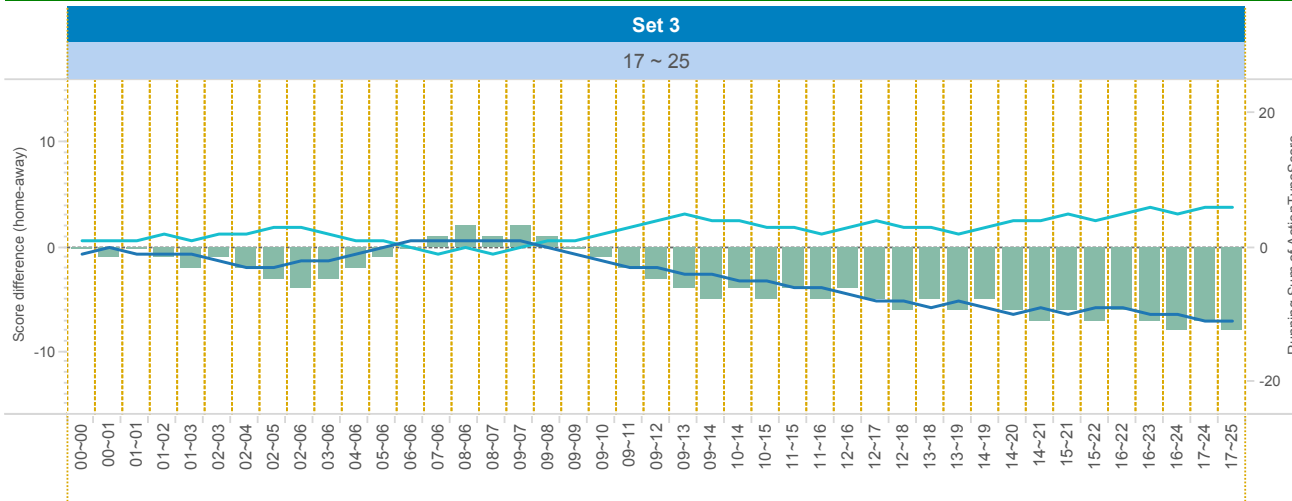
DATA

BelgiumVolleyStats.be
By Marnix Acar

© Trainerstuff.be
By Wouter Laroy

ZIV

(20150225) ANT ~ ROE (1 ~ 3)
Set analysis - Set 3



TEAM_NAME

- ANT
- ROE

UPPER LEFT:

+1: A# - B# - S# -1: A=, A/, B=, B/, S=, R=, D=, F=, S=

LOWER LEFT:

TOI = Team of Interest = Team analyzed OPP = Opponent
XXXServe = who served XXXSCORE = who got the point

LOWER RIGHT:

Attack sorted on #SCORE

		Set 3													
		TOIServe						OPPServe							
		TOIScore			OPPScore			Total	TOIScore			OPPScore			Total
TOI	Scorin..	TOI	OPP	Total	TOI	OPP	Total		TOI	OPP	Total	TOI	OPP	Total	
ANT	A#	1		1		7	7	8	5		5		5	5	10
	S#	1		1				1					2	2	2
	A=		2	2				2	2	2			2	2	4
	A/		1	1		1	1	2				4		4	4
	S=					4	4	4		5	5				5
	Total		2	3	5	5	7	12	17	5	7	12	6	7	13
ROE	A#	5		5		5	5	10	7		7		1	1	8
	S#	2		2				2					1	1	1
	A=		2	2		2	2	4				2	2	2	2
	A/		4	4				4		1	1	1		1	2
	S=					5	5	5		4	4				4
	Total		7	6	13	7	5	12	25	7	5	12	3	2	5

Attacking skills

		Count of SKILL	#SCORE	#SCORE%	NOSCORE	NOSCORE%	=SCORE	=SCORE%	EFF	
12	VAN HIRTUM	ROE	8	6	75%	2	25%	0	0%	75%
5	Van Rekom	ANT	6	2	33%	3	50%	1	17%	17%
9	VAN DE VELDE	ROE	2	2	100%	0	0%	0	0%	100%
11	CLAES	ROE	5	2	40%	2	40%	1	20%	20%
3	Paulides	ROE	4	1	25%	0	0%	3	75%	-50%
3	Van Harskamp	ANT	4	1	25%	1	25%	2	50%	-25%
7	VAN WALLE	ANT	4	1	25%	2	50%	1	25%	0%
8	VERHANNEMAN	ROE	4	1	25%	2	50%	1	25%	0%
9	Van Bemmelen	ANT	1	1	100%	0	0%	0	0%	100%
10	Jorna	ANT	3	1	33%	1	33%	1	33%	0%
4	D'HULST	ROE	1	0	0%	1	100%	0	0%	0%
14	Andrei	ANT	2	0	0%	0	0%	2	100%	-100%



2014-2015

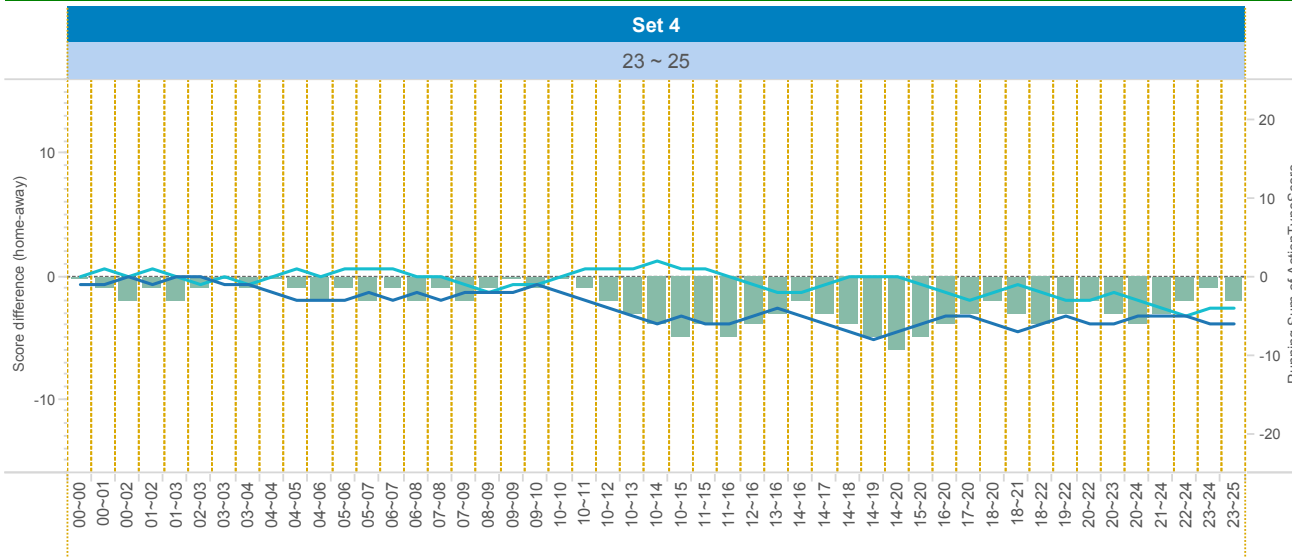
DATA

BelgiumVolleyStats.be
By Marnix Acar

© Trainerstuff.be
By Wouter Laroy

VIZ

(20150225) ANT ~ ROE (1 ~ 3)
Set analysis - Set 4



TEAM_NAME

- ANT
- ROE

UPPER LEFT:

+1: A# - B# - S# -1: A=, A/, B=, B/, S=, R=, D=, F=, S=

LOWER LEFT:

TOI = Team of Interest = Team analyzed OPP = Opponent
XXXServe = who served XXXSCORE = who got the point

LOWER RIGHT:

Attack sorted on #SCORE

Attacking skills

		Set 4													
		TOIServe						OPPServe							
		TOISCORE		OPPSCORE		Total	TOISCORE		OPPSCORE		Total	Total			
TOI	Scorin..	TOI	OPP	Total	TOI	OPP	Total	TOI	OPP	Total	TOI	OPP	Total		
ANT	A#	2		2		7	7	9	10		10		5	5	15
	S#	3		3				3					5		3
	A=		4	4				4		1	1	3		3	4
	A/				1		1	1				3		3	3
	S=				5		5	5		2	2				2
	F=		1	1				1							1
	D=				1		1	1							1
	Total		5	5	10	7	7	14	24	10	3	13	6	5	11
ROE	A#	5		5		10	10	15	7		7		2	2	9
	S#											3		3	3
	A=		3	3	1		1	4				4		4	4
	A/		3	3				3		1	1				1
	S=				2		2	2		5	5				5
	F=											1		1	1
	D=									1	1				1
	Total		5	6	11	3	10	13	24	7	7	14	5	5	10

		Count of SKILL	#SCORE	#SCORE%	NOSCORE	NOSCORE%	=SCORE	=SCORE%	EFF	
8	VERHANNEMAN	ROE	11	5	45%	5	45%	1	9%	36%
18	COLSON	ANT	6	4	67%	1	17%	1	17%	50%
7	VAN WALLE	ANT	12	3	25%	7	58%	2	17%	8%
3	Paulides	ROE	2	2	100%	0	0%	0	0%	100%
9	Van Bemmelen	ANT	3	2	67%	1	33%	0	0%	67%
9	VAN DE VELDE	ROE	4	2	50%	0	0%	2	50%	0%
10	Jorna	ANT	7	2	29%	4	57%	1	14%	14%
11	CLAES	ROE	3	2	67%	0	0%	1	33%	33%
12	VAN HIRTUM	ROE	5	1	20%	3	60%	1	20%	0%
12	Vandeweyer	ANT	4	1	25%	2	50%	1	25%	0%
3	Van Harskamp	ANT	1	0	0%	1	100%	0	0%	0%
5	Van Rekom	ANT	3	0	0%	1	33%	2	67%	-67%



2014-2015

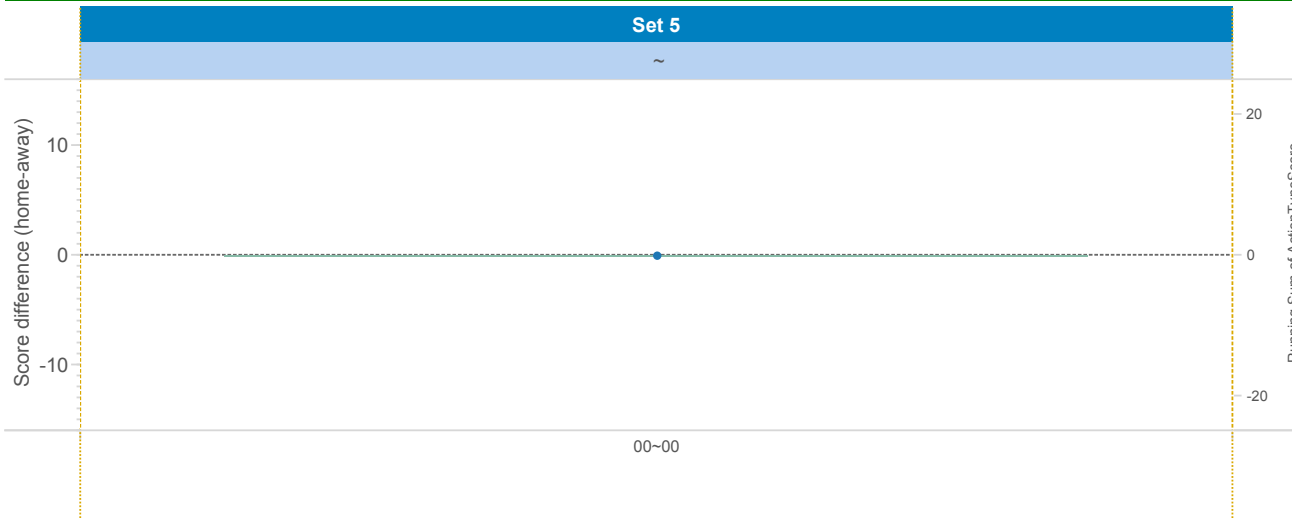
DATA

BelgiumVolleyStats.be
By Marnix Acar

© Trainerstuff.be
By Wouter Laroy

VIZ

(20150225) ANT ~ ROE (1 ~ 3)
Set analysis - Set 5



TEAM_NAME

ANT

UPPER LEFT:

+1: A# - B# - S# -1: A=, A/, B=, B/, S=, R=, D=, F=, S=

LOWER LEFT:

TOI = Team of Interest = Team analyzed OPP = Opponent
XXXServe = who served XXXSCORE = who got the point

LOWER RIGHT:

Attack sorted on #SCORE

Attacking skills

		Count of SKILL	#SCORE	#SCORE%	NOSCORE	NOSCORE%	=SCORE	=SCORE%	EFF	
12	VAN HIRTUM	ROE	27	13	48%	10	37%	4	15%	33%
11	CLAES	ROE	19	9	47%	6	32%	4	21%	26%
8	VERHANNEMAN	ROE	22	8	36%	11	50%	3	14%	23%
10	Jorna	ANT	23	8	35%	10	43%	5	22%	13%
18	COLSON	ANT	11	8	73%	1	9%	2	18%	55%
5	Van Rekom	ANT	21	7	33%	8	38%	6	29%	5%
7	VAN WALLE	ANT	33	7	21%	16	48%	10	30%	-9%
9	VAN DE VELDE	ROE	9	7	78%	0	0%	2	22%	56%
3	Paulides	ROE	13	6	46%	1	8%	6	46%	0%
9	Van Bemmelen	ANT	8	6	75%	2	25%	0	0%	75%
10	Dedeyne	ROE	9	4	44%	1	11%	4	44%	0%
3	Van Harskamp	ANT	8	3	38%	3	38%	2	25%	13%
12	Vandeweyer	ANT	4	1	25%	2	50%	1	25%	0%
4	D'HULST	ROE	1	0	0%	1	100%	0	0%	0%
14	Andrei	ANT	2	0	0%	0	0%	2	100%	###



2014-2015

DATA

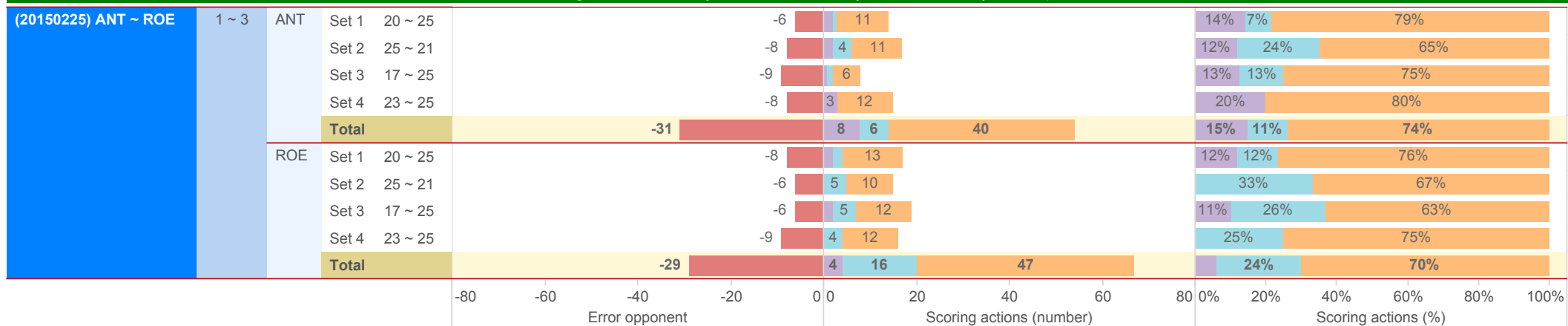
BelgiumVolleyStats.be
By Marnix Acar

© Trainerstuff.be
By Wouter Laroy

VIZ

(20150225) ANT ~ ROE (1 ~ 3)

Scoring Actions Analyzed: how were points made (per set)



S - Serve B - Block A - Attack



2014-2015

DATA

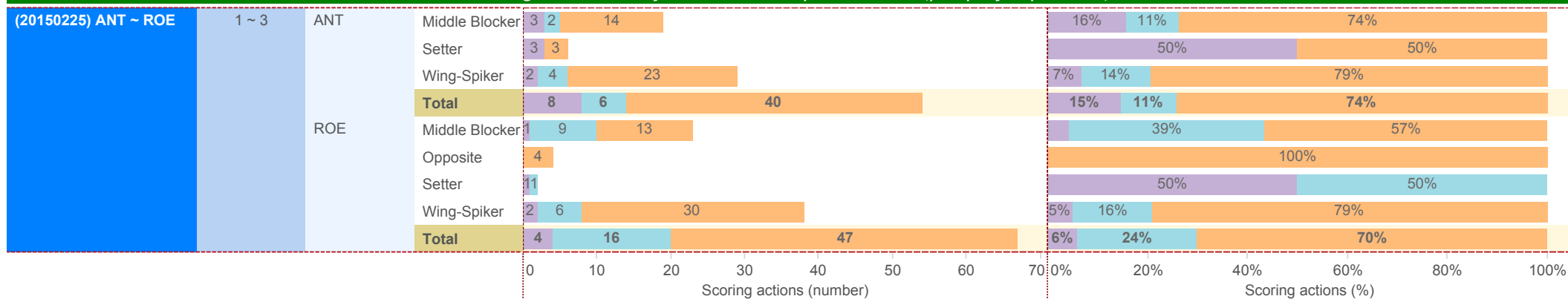
BelgiumVolleyStats.be
By Marnix Acar

© Trainerstuff.be
By Wouter Laroy

VIZ

(20150225) ANT ~ ROE (1 ~ 3)

Scoring Actions Analyzed: how were points made (per player position)





2014-2015

DATA

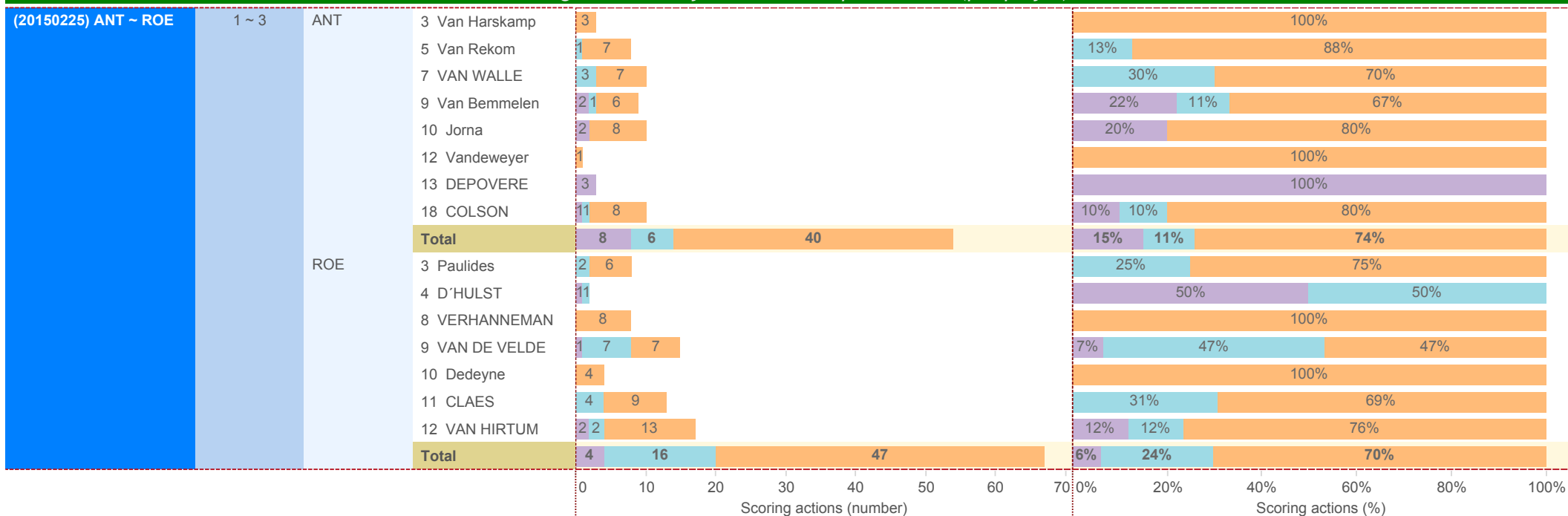
BelgiumVolleyStats.be
By Marnix Acar

© Trainerstuff.be
By Wouter Laroy

VIZ

(20150225) ANT ~ ROE (1 ~ 3)

Scoring Actions Analyzed: how were points made (per player)



S - Serve B - Block A - Attack



2014-2015

DATA

BelgiumVolleyStats.be
By Marnix Acar

© Trainerstuff.be
By Wouter Laroy

VIZ

(20150225) ANT ~ ROE (1 ~ 3)
Skills in detail (per player position): Attack/Block

Skill	Team	Position	Skill					Count of SKILL	EFF	
			#	+	!	-	/			
A - Attack	ANT	Middle Blocker	14 (67%)		1 (14%)	2 (10%)	3 (14%)	1 (5%)	21	48%
		Setter	3 (38%)			3 (38%)	2 (25%)		8	13%
		Wing-Spiker	23 (28%)	6 (7%)	7 (14%)	23 (28%)	11 (14%)	11 (14%)	81	1%
		Total	40 (36%)	6 (5%)	8 (15%)	28 (25%)	16 (15%)	12 (11%)	110	11%
	ROE	Middle Blocker	13 (59%)			1 (5%)	1 (5%)	7 (32%)	22	23%
		Opposite	4 (44%)			1 (11%)	1 (11%)	3 (33%)	9	0%
		Setter			1 ()				1	0%
		Wing-Spiker	30 (44%)	5 (7%)	5 (6%)	17 (25%)	4 (6%)	7 (10%)	68	28%
	Total	47 (47%)	5 (5%)	6 (6%)	19 (19%)	6 (6%)	17 (17%)	100	24%	
	B - Block	ANT	Middle Blocker	2 (20%)		1 ()			7 (70%)	10
Setter				1 (25%)	1 ()			2 (50%)	4	-50%
Wing-Spiker			4 (31%)		4 ()			5 (38%)	13	-8%
Total			6 (22%)	1 (4%)	6 ()			14 (52%)	27	-30%
ROE		Middle Blocker	9 (45%)	4 (20%)	2 ()	1 (5%)		4 (20%)	20	25%
		Opposite						1 (100%)	1	-100%
		Setter	1 (50%)		1 ()				2	50%
		Wing-Spiker	6 (25%)	3 (13%)	5 ()			10 (42%)	24	-17%
Total		16 (34%)	7 (15%)	8 ()	1 (2%)		15 (32%)	47	2%	
				0 20 40 60 80	0 5 10	0 5 10	0 20 40	0 10 20	0 10 20 30	0 50 100
			#	+	!	-	/	=	Count of SKILL	EFF



2014-2015

DATA

BelgiumVolleyStats.be
By Marnix Acar

© Trainerstuff.be
By Wouter Laroy

VIZ

(20150225) ANT ~ ROE (1 ~ 3)

Skills in detail (per player position): Serve/Reception

Skill	Team	Position	Game 1					Game 2					Total	EFF
			#	+	!	-	/	#	+	!	-	/		
S - Serve	ANT	Middle Blocker	3 (13%)	5 (21%)	7 (4%)	5 (21%)	1 (4%)	3 (13%)	24	0%				
		Setter	3 (15%)	5 (25%)	2 (5%)	5 (25%)	1 (5%)	4 (20%)	20	-5%				
		Wing-Spiker	2 (5%)	12 (29%)	8 (7%)	9 (21%)	3 (7%)	8 (19%)	42	-14%				
		Total	8 (9%)	22 (26%)	17 (6%)	19 (22%)	5 (6%)	15 (17%)	86	-8%				
	ROE	Middle Blocker	1 (3%)	8 (26%)	8 (6%)	10 (32%)	2 (6%)	2 (6%)	31	-3%				
		Opposite			1 ()	1 (25%)		2 (50%)	4	-50%				
		Setter	1 (8%)	1 (8%)	4 (8%)	5 (38%)	1 (8%)	1 (8%)	13	0%				
		Wing-Spiker	2 (4%)	11 (24%)	11 (7%)	11 (24%)	3 (7%)	8 (17%)	46	-13%				
Total	4 (4%)	20 (21%)	24 (6%)	27 (29%)	6 (6%)	13 (14%)	94	-10%						
R - Reception	ANT	Libero	9 (56%)	4 (25%)		2 (13%)	1 (6%)	16	0%					
		Middle Blocker					1 (100%)	1	0%					
		Wing-Spiker	18 (28%)	20 (31%)		18 (28%)	4 (6%)	4 (6%)	64	-6%				
		Total	27 (33%)	24 (30%)		20 (25%)	6 (7%)	4 (5%)	81	-5%				
	ROE	Libero	7 (30%)	8 (35%)		3 (13%)	2 (9%)	3 (13%)	23	-13%				
		Middle Blocker	1 (100%)						1	0%				
		Opposite				1 (100%)			1	0%				
		Wing-Spiker	11 (24%)	9 (20%)		18 (39%)	3 (7%)	5 (11%)	46	-11%				
Total	19 (27%)	17 (24%)		22 (31%)	5 (7%)	8 (11%)	71	-11%						



2014-2015

DATA

BelgiumVolleyStats.be
By Marnix Acar

© Trainerstuff.be
By Wouter Laroy

VIZ

(20150225) ANT ~ ROE (1 ~ 3)

Skills in detail (per player): Block

B - Block	ANT	Player	Skill					Count of SKILL	EFF	
			#	+	!	-	/			
		3 Van Harskamp		1 (25%)	1 (0)			2 (50%)	4	-50%
		5 Van Rekom	1 (20%)		2 (0)			2 (40%)	5	-20%
		7 VAN WALLE	3 (50%)		2 (0)			1 (17%)	6	33%
		9 Van Bemmelen	1 (20%)					4 (80%)	5	-60%
		10 Jorna						2 (100%)	2	-100%
		18 COLSON	1 (20%)		1 (0)			3 (60%)	5	-40%
		Total	6 (22%)	1 (4%)	6 (0)			14 (52%)	27	-30%
	ROE	3 Paulides	2 (29%)	2 (29%)	2 (0)	1 (14%)			7	29%
		4 D'HULST	1 (50%)		1 (0)				2	50%
		8 VERHANNEMAN		1 (20%)	1 (0)			3 (60%)	5	-60%
		9 VAN DE VELDE	7 (54%)	2 (15%)				4 (31%)	13	23%
		10 Dedeyne						1 (100%)	1	-100%
		11 CLAES	4 (40%)	1 (10%)	2 (0)			3 (30%)	10	10%
		12 VAN HIRTUM	2 (22%)	1 (11%)	2 (0)			4 (44%)	9	-22%
		Total	16 (34%)	7 (15%)	8 (0)	1 (2%)		15 (32%)	47	2%
			#	+	!	-	/	=	Count of SKILL	EFF



2014-2015

DATA

BelgiumVolleyStats.be
By Marnix Acar

© Trainerstuff.be
By Wouter Laroy

VIZ

(20150225) ANT ~ ROE (1 ~ 3)

Skills in detail (per player): Serve

S - Serve									Count of SKILL	EFF
			#	+	!	-	/	=		
S - Serve	ANT	3 Van Harskamp		3 (38%)	1 ()	2 (25%)		2 (25%)	8	-25%
		5 Van Rekom		2 (18%)		3 (27%)	2 (18%)	4 (36%)	11	-36%
		7 VAN WALLE		6 (50%)	3 (8%)		1 (8%)	2 (17%)	12	-17%
		9 Van Bemmelen	2 (20%)	1 (10%)	3 ()	2 (20%)		2 (20%)	10	0%
		10 Jorna	2 (12%)	4 (24%)	4 ()	6 (35%)		1 (6%)	17	6%
		12 Vandeweyer			1 ()			1 (50%)	2	-50%
		13 DEPOVERE	3 (25%)	2 (17%)	1 (8%)	3 (25%)	1 (8%)	2 (17%)	12	8%
		14 Andrei			1 ()				1	0%
		18 COLSON	1 (8%)	4 (31%)	3 (8%)	3 (23%)	1 (8%)	1 (8%)	13	0%
	Total	8 (9%)	22 (26%)	17 (6%)	19 (22%)	5 (6%)	15 (17%)	86	-8%	
	ROE	3 Paulides		5 (38%)	1 ()	5 (38%)		2 (15%)	13	-15%
		4 D'HULST	1 (8%)	1 (8%)	4 (8%)	5 (38%)	1 (8%)	1 (8%)	13	0%
		8 VERHANNEMAN		3 (30%)	2 ()	3 (30%)		2 (20%)	10	-20%
		9 VAN DE VELDE	1 (6%)	3 (17%)	7 (11%)	5 (28%)	2 (11%)		18	6%
		10 Dedeyne			1 ()	1 (25%)		2 (50%)	4	-50%
11 CLAES			2 (12%)	4 (12%)	6 (35%)	2 (12%)	3 (18%)	17	-18%	
12 VAN HIRTUM		2 (11%)	6 (32%)	5 (5%)	2 (11%)	1 (5%)	3 (16%)	19	-5%	
Total	4 (4%)	20 (21%)	24 (6%)	27 (29%)	6 (6%)	13 (14%)	94	-10%		
		#	+	!	-	/	=	Count of SKILL	EFF	



2014-2015

DATA

BelgiumVolleyStats.be
By Marnix Acar

© Trainerstuff.be
By Wouter Laroy

VIZ

(20150225) ANT ~ ROE (1 ~ 3)
Skills in detail (per player): Reception

R - Reception	ANT	1 Deroy	5 Van Rekom	6 STUER	9 Van Bemmelen	10 Jorna	12 Vandeweyer	Total	ROE	3 Paulides	6 DEJONCKHEERE	8 VERHANNEMAN	10 Dedejne	11 CLAES	12 VAN HIRTUM	Total	#	+	!	-	/	=	Count of SKILL	EFF
		8 (57%)	11 (31%)	1 (50%)	7 (25%)	7 (25%)	7 (25%)	27 (33%)		1 (100%)	7 (30%)		7 (28%)	4 (20%)	19 (27%)									
		3 (21%)	8 (23%)	1 (50%)	12 (43%)	5 (18%)	12 (43%)	24 (30%)		8 (35%)	8 (35%)		6 (24%)	3 (15%)	17 (24%)									
		2 (14%)	13 (37%)			5 (18%)	5 (18%)	20 (25%)		3 (13%)	3 (13%)		9 (36%)	8 (40%)	22 (31%)									
		1 (7%)	1 (3%)		1 (100%)	2 (7%)	1 (100%)	6 (7%)		2 (9%)	2 (9%)		2 (8%)	1 (5%)	5 (7%)									
		14	35	2	1	28	1	81		1	23	1	1	25	20									
		0%	-6%	0%	0%	-7%	0%	-5%		0%	-13%	0%	0%	-4%	-20%									