



2014-2015

DATA

# BelgiumVolleyStats.be

By Marnix Acar

# © Trainerstuff.be

By Wouter Laroy

VIZ

Scouting data provided by: Marnix Acar - [www.BelgiumVolleyStats.be](http://www.BelgiumVolleyStats.be)Data processing and vizualization: Wouter Laroy - [www.trainerstuff.be](http://www.trainerstuff.be)Questions/Remarks/Suggestions: [info@belgiumvolleystats.be](mailto:info@belgiumvolleystats.be) - [wouterstrainerstuff@gmail.com](mailto:wouterstrainerstuff@gmail.com)

			(20150215) WAR ~ GEN				Grand Total
			3 ~ 1				
			Set 1	Set 2	Set 3	Set 4	
			17 ~ 25	27 ~ 25	25 ~ 21	25 ~ 23	
GEN	1 Christiaens	Wing-Spiker	<div><div></div><div></div></div> 27	<div><div></div><div></div></div> 30	<div><div></div><div></div></div> 10	<div><div></div><div></div></div> 26	<div><div></div><div></div></div> 27 <div><div></div><div></div></div> 66
	2 Vandecaveye	Wing-Spiker	<div><div></div><div></div></div> 8	<div><div></div><div></div></div> 15	<div><div></div><div></div></div> 12	<div><div></div><div></div></div> 13	<div><div></div><div></div></div> 8 <div><div></div><div></div></div> 40
	3 DEVRIESE	Middle Blocker	<div><div></div><div></div></div> 11	<div><div></div><div></div></div> 8	<div><div></div><div></div></div> 10	<div><div></div><div></div></div> 12	<div><div></div><div></div></div> 11 <div><div></div><div></div></div> 30
	4 De Paepe	Middle Blocker	<div><div></div><div></div></div> 8	<div><div></div><div></div></div> 12	<div><div></div><div></div></div> 11	<div><div></div><div></div></div> 12	<div><div></div><div></div></div> 8 <div><div></div><div></div></div> 35
	8 Engelschenschilt	Setter		<div><div></div><div></div></div> 1			<div><div></div><div></div></div> 1
	9 Quinones	Wing-Spiker		<div><div></div><div></div></div> 6	<div><div></div><div></div></div> 17		<div><div></div><div></div></div> 23
	11 DEGRUYTER	Setter	<div><div></div><div></div></div> 16	<div><div></div><div></div></div> 24	<div><div></div><div></div></div> 21	<div><div></div><div></div></div> 17	<div><div></div><div></div></div> 16 <div><div></div><div></div></div> 62
	14 Tholse	Wing-Spiker	<div><div></div><div></div></div> 8	<div><div></div><div></div></div> 18	<div><div></div><div></div></div> 26	<div><div></div><div></div></div> 17	<div><div></div><div></div></div> 8 <div><div></div><div></div></div> 61
	18 Nagels	Libero	<div><div></div><div></div></div> 3	<div><div></div><div></div></div> 5	<div><div></div><div></div></div> 6	<div><div></div><div></div></div> 6	<div><div></div><div></div></div> 17
WAR	1 COUCKE	Wing-Spiker				<div><div></div><div></div></div> 2	<div><div></div><div></div></div> 2
	2 POELMAN	Middle Blocker	<div><div></div><div></div></div> 7	<div><div></div><div></div></div> 8	<div><div></div><div></div></div> 4	<div><div></div><div></div></div> 15	<div><div></div><div></div></div> 27 <div><div></div><div></div></div> 7
	4 DE BRABANDERE	Wing-Spiker	<div><div></div><div></div></div> 14	<div><div></div><div></div></div> 20	<div><div></div><div></div></div> 16	<div><div></div><div></div></div> 22	<div><div></div><div></div></div> 58 <div><div></div><div></div></div> 14
	6 Piovarci	Wing-Spiker		<div><div></div><div></div></div> 13	<div><div></div><div></div></div> 16	<div><div></div><div></div></div> 16	<div><div></div><div></div></div> 45
	7 DEVILLE	Middle Blocker				<div><div></div><div></div></div> 1	<div><div></div><div></div></div> 1
	8 BACKAERT	Middle Blocker	<div><div></div><div></div></div> 9	<div><div></div><div></div></div> 8	<div><div></div><div></div></div> 10	<div><div></div><div></div></div> 12	<div><div></div><div></div></div> 30 <div><div></div><div></div></div> 9
	9 De Schrijver	Wing-Spiker	<div><div></div><div></div></div> 19	<div><div></div><div></div></div> 20	<div><div></div><div></div></div> 17	<div><div></div><div></div></div> 15	<div><div></div><div></div></div> 52 <div><div></div><div></div></div> 19
	10 VERBOOMEN	Libero	<div><div></div><div></div></div> 11	<div><div></div><div></div></div> 14	<div><div></div><div></div></div> 16	<div><div></div><div></div></div> 6	<div><div></div><div></div></div> 36 <div><div></div><div></div></div> 11
	14 WAGENER	Setter	<div><div></div><div></div></div> 14	<div><div></div><div></div></div> 26	<div><div></div><div></div></div> 22	<div><div></div><div></div></div> 19	<div><div></div><div></div></div> 67 <div><div></div><div></div></div> 14
	18 Bacci Ramos	Opposite	<div><div></div><div></div></div> 13				<div><div></div><div></div></div> 13
			<div><div></div><div></div></div> 0 <div><div></div><div></div></div> 50 Number of recorded actions	<div><div></div><div></div></div> 0 <div><div></div><div></div></div> 50 Number of recorded actions	<div><div></div><div></div></div> 0 <div><div></div><div></div></div> 50 Number of recorded actions	<div><div></div><div></div></div> 0 <div><div></div><div></div></div> 50 Number of recorded actions	<div><div></div><div></div></div> 0 <div><div></div><div></div></div> 50 Number of recorded actions

■ SET WON

■ SET LOST



2014-2015

DATA

# BelgiumVolleyStats.be

By Marnix Acar

# ©Trainerstuff.be

By Wouter Laroy

VIZ

## (20150215) WAR ~ GEN (3 ~ 1)

Game analysis

TOI	ScoringActi..	TOIServe						OPPServe					
		TOIScore			OPPScore			TOIScore			OPPScore		
		TOI	OPP	Total	TOI	OPP	Total	TOI	OPP	Total	TOI	OPP	Total
GEN	A#	6		6		40	40	42		42		14	14
	S#	5		5			5			5		4	4
	A=		14	14	2		2		3	3	10		10
	A\		7	7	4		4		3	3	4		4
	S=				13		13		9	9			9
	E=		3	3			3		2	2	2		4
	D=				1		1						
Total		11	24	35	20	40	60	42	17	59	16	18	34
WAR	A#	14		14		42	42	40		40		6	6
	S#	4		4			4			4		5	5
	A=		10	10	3		3		2	2	14		14
	A\		4	4	3		3		4	4	7		7
	S=				9		9		13	13			13
	E=		2	2	2		2				3		3
	D=								1	1			1
Total		18	16	34	17	42	59	40	20	60	24	11	35

### Attack

		Count of SKILL	%SCORE	%SCORE	EFF
14 WAGENER	WAR	7	86%	14%	71%
2 POELMAN	WAR	11	64%	0%	64%
3 DEVRIESE	GEN	12	50%	0%	50%
8 BACKAERT	WAR	13	46%	15%	31%
18 Bacci Ramos	WAR	7	43%	29%	14%
4 De Paepe	GEN	12	42%	0%	42%
1 Christiaens	GEN	33	39%	21%	18%
2 Vandecaveye	GEN	23	39%	17%	22%
9 De Schrijver	WAR	37	35%	19%	16%
4 DE BRABANDERE	WAR	27	33%	19%	15%
6 Piovarci	WAR	30	33%	33%	0%
14 Tholse	GEN	48	31%	15%	17%
1 COUCKE	WAR	1	0%	0%	0%
9 Quinones	GEN	4	0%	50%	-50%
11 DEGRUYTER	GEN	1	0%	0%	0%

### Block

		Count of SKILL	#
4 DE BRABANDERE	WAR	8	3
1 Christiaens	GEN	6	2
2 POELMAN	WAR	10	2
2 Vandecaveye	GEN	3	2
3 DEVRIESE	GEN	9	2
14 Tholse	GEN	5	2
4 De Paepe	GEN	18	1
6 Piovarci	WAR	3	1
8 BACKAERT	WAR	10	1
11 DEGRUYTER	GEN	6	1
14 WAGENER	WAR	2	1
9 De Schrijver	WAR	7	
9 Quinones	GEN	1	
18 Bacci Ramos	WAR	1	

### Serve

		Count of SKILL	%	%
3 DEVRIESE	GEN	19	11%	
2 POELMAN	WAR	11	9%	
4 De Paepe	GEN	11	9%	18%
11 DEGRUYTER	GEN	22	9%	9%
14 WAGENER	WAR	26	8%	4%
4 DE BRABANDERE	WAR	14	7%	
1 Christiaens	GEN	15		13%
2 Vandecaveye	GEN	11		18%
6 Piovarci	WAR	11		27%
8 BACKAERT	WAR	15		13%
8 Engelschenschilt	GEN	1		100%
9 De Schrijver	WAR	13		8%
9 Quinones	GEN	2		
14 Tholse	GEN	14		29%
18 Bacci Ramos	WAR	3		67%

### Reception

		Count of SKILL	%	%	%
2 Vandecaveye	GEN	10	20%	50%	10%
10 VERBOOMEN	WAR	45	20%	31%	7%
1 Christiaens	GEN	38	18%	18%	8%
9 De Schrijver	WAR	12	17%	50%	
18 Nagels	GEN	20	10%	60%	
4 DE BRABANDERE	WAR	21	10%	48%	5%
9 Quinones	GEN	15	7%	47%	
1 COUCKE	WAR	1		100%	
2 POELMAN	WAR	1		100%	
3 DEVRIESE	GEN	1			
8 BACKAERT	WAR	1		100%	
18 Bacci Ramos	WAR	1			100%

#### UPPER:

TOI = Team of Interest = Team analyzed OPP = Opponent

XXXServe = who served XXXSCORE = who got the point



2014-2015

DATA

# BelgiumVolleyStats.be

By Marnix Acar

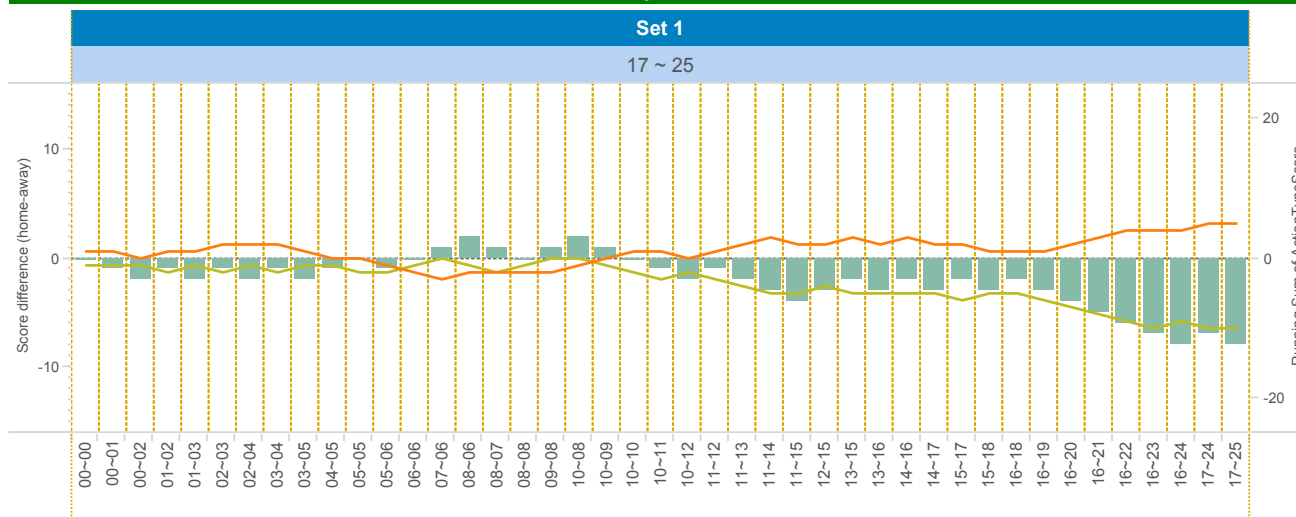
# © Trainerstuff.be

By Wouter Iaroy

VIZ

(20150215) WAR ~ GEN (3 ~ 1)

Set analysis - Set 1



TEAM\_NAME

GEN

WAR

UPPER LEFT:

+1: A# - B# - S# -1: A=, A/, B=, B/, S=, R=, D=, F=, S=

LOWER LEFT:

TOI = Team of Interest = Team analyzed OPP = Opponent

XXXServe = who served XXXSCORE = who got the point

LOWER RIGHT:

Attack sorted on #SCORE

## Attacking skills

		Set 1													
		TOIServe							OPPServe						
		TOIScore			OPPScore			Total	TOIScore			OPPScore			Total
TOI	OPP	Total	TOI	OPP	Total	TOI	OPP		Total	TOI	OPP	Total			
TOI	Scorin..	2		2		6	6	8	7		7		2	2	9
	A#	3		3				3					1	1	1
	S#		4	4	1		1	5				1		1	1
	A=		3	3	1		1	4		1	1	1		1	2
	A/				4		4	4		3	3				3
	S=		1	1				1		1	1				1
	E=														
Total		5	8	13	6	6	12	25	7	5	12	2	3	5	17
WAR	A#	2		2		7	7	9	6		6		2	2	8
	S#	1		1				1					3	3	3
	A=		1	1				1		1	1	4		4	5
	A/		1	1	1		1	2		1	1	3		3	4
	S=				3		3	3		4	4				4
	E=				1		1	1				1		1	1
	Total	3	2	5	5	7	12	17	6	6	12	8	5	13	25

		Count of SKILL	#SCORE	#SCORE%	NOSCORE	NOSCORE%	=SCORE	=SCORE%	EFF
1 Christiaens	GEN	11	5	45%	3	27%	3	27%	18%
18 Bacci Ramos	WAR	7	3	43%	2	29%	2	29%	14%
2 Vandecaveye	GEN	5	2	40%	3	60%	0	0%	40%
8 BACKAERT	WAR	3	2	67%	0	0%	1	33%	33%
14 Tholse	GEN	4	2	50%	1	25%	1	25%	25%
2 POELMAN	WAR	1	1	100%	0	0%	0	0%	100%
4 DE BRABANDERE	WAR	4	1	25%	3	75%	0	0%	25%
14 WAGENER	WAR	2	1	50%	0	0%	1	50%	0%
3 DEVRIESE	GEN	1	0	0%	1	100%	0	0%	0%
4 De Paepe	GEN	1	0	0%	1	100%	0	0%	0%
9 De Schrijver	WAR	9	0	0%	5	56%	4	44%	-44%



2014-2015

DATA

# BelgiumVolleyStats.be

By Marnix Acar

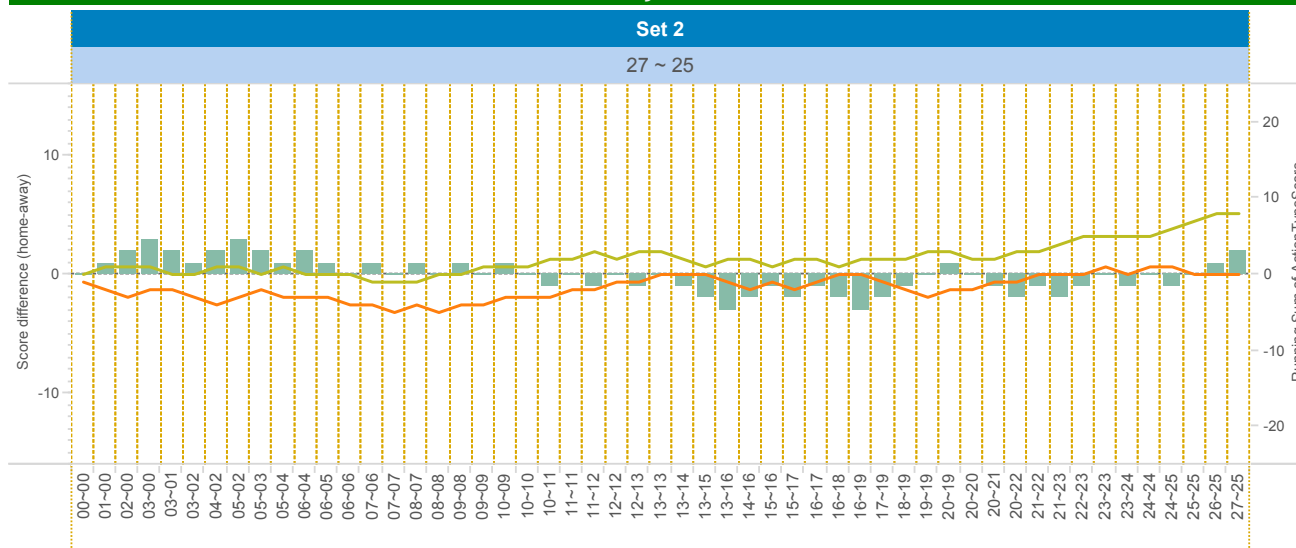
# ©Trainerstuff.be

By Wouter laroy

VIZ

(20150215) WAR ~ GEN (3 ~ 1)

Set analysis - Set 2



TEAM\_NAME

GEN

WAR

UPPER LEFT:

+1: A# - B# - S#    -1: A=, A/, B=, B/, S=, R=, D=, F=, S=

LOWER LEFT:

TOI = Team of Interest = Team analyzed    OPP = Opponent

XXXServe = who served    XXXSCORE = who got the point

LOWER RIGHT:

Attack sorted on #SCORE

## Attacking skills

TOI		Scorin..		Set 2											
				TOIServe					OPPServe						
				TOIScore			OPPScore			Total	TOIScore			OPPScore	
TOI	OPP	Total	TOI	OPP	Total	TOI	OPP	Total	TOI		OPP	Total			
GEN	A#	2		2		11	11	13	14		14		4	4	18
	S#												1	1	1
	A=		4	4				4				5		5	5
	A/		1	1	1		1	2				1		1	1
	S=				4		4	4	2	2					2
	E=		2	2				2							
	Total	2	7	9	5	11	16	25	14	2	16	6	5	11	27
WAR	A#	4		4		14	14	18	11		11		2	2	13
	S#	1		1				1							
	A=		5	5				5				4		4	4
	A/		1	1				1	1	1	1		1	2	
	S=				2		2	2	4	4					4
	E=										2		2		2
	Total	5	6	11	2	14	16	27	11	5	16	7	2	9	25

		Count of SKILL	#SCORE	#SCORE%	NOSCORE	NOSCORE%	=SCORE	=SCORE%	EFF
9 De Schrijver	WAR	9	5	56%	3	33%	1	11%	44%
14 Tholse	GEN	12	5	42%	6	50%	1	8%	33%
2 Vandecaveye	GEN	9	4	44%	2	22%	3	33%	11%
6 Piovarci	WAR	10	4	40%	3	30%	3	30%	10%
1 Christiaens	GEN	11	3	27%	5	45%	3	27%	0%
4 DE BRABANDERE	WAR	8	3	38%	4	50%	1	13%	25%
3 DEVRIESE	GEN	2	2	100%	0	0%	0	0%	100%
4 De Paepe	GEN	5	2	40%	3	60%	0	0%	40%
2 POELMAN	WAR	3	1	33%	2	67%	0	0%	33%
8 BACKAERT	WAR	3	1	33%	2	67%	0	0%	33%
14 WAGENER	WAR	1	1	100%	0	0%	0	0%	100%
9 Quinones	GEN	1	0	0%	1	100%	0	0%	0%



2014-2015

DATA

# BelgiumVolleyStats.be

By Marnix Acar

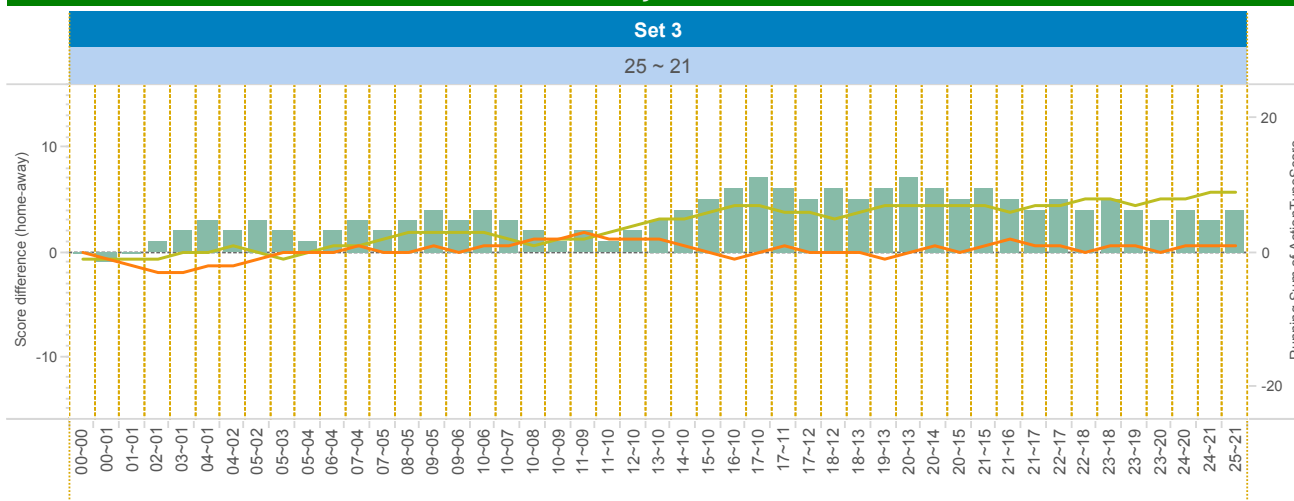
# © Trainerstuff.be

By Wouter Iaroy

VIZ

## (20150215) WAR ~ GEN (3 ~ 1)

Set analysis - Set 3



TEAM\_NAME

GEN

WAR

UPPER LEFT:

+1: A# - B# - S# -1: A=, A/, B=, B/, S=, R=, D=, F=, S=

LOWER LEFT:

TOI = Team of Interest = Team analyzed OPP = Opponent

XXXServe = who served XXXSCORE = who got the point

LOWER RIGHT:

Attack sorted on #SCORE

		Set 3													
		TOIServe							OPPServe						
		TOIScore			OPPScore			Total	TOIScore			OPPScore			Total
TOI	Scorin..	TOI	OPP	Total	TOI	OPP	Total		TOI	OPP	Total	TOI	OPP	Total	
GEN	A#	1		1		8	8	9	10		10		5	5	15
	S#	2		2				2					1	1	1
	A=		3	3				3				3		3	3
	A/		2	2	2		2	4		1	1	2		2	3
	S=				3		3	3		1	1				1
	E=									1	1				1
	D=				1		1	1							
	Total	3	5	8	6	8	14	22	10	3	13	5	6	11	24
WAR	A#	5		5		10	10	15	8		8		1	1	9
	S#	1		1				1					2	2	2
	A=		3	3				3				3		3	3
	A/		2	2	1		1	3		2	2	2		2	4
	S=				1		1	1		3	3				3
	E=				1		1	1							
	D=									1	1				1
	Total	6	5	11	3	10	13	24	8	6	14	5	3	8	22

## Attacking skills

		Count of SKILL	#SCORE	#SCORE%	NOSCORE	NOSCORE%	=SCORE	=SCORE%	EFF
14 Tholse	GEN	19	6	32%	10	53%	3	16%	16%
9 De Schrijver	WAR	13	5	38%	6	46%	2	15%	23%
6 Piovarci	WAR	10	3	30%	4	40%	3	30%	0%
3 DEVRIESE	GEN	4	2	50%	2	50%	0	0%	50%
4 DE BRABANDERE	WAR	6	2	33%	3	50%	1	17%	17%
4 De Paepe	GEN	2	2	100%	0	0%	0	0%	100%
8 BACKAERT	WAR	4	2	50%	2	50%	0	0%	50%
1 Christiaens	GEN	3	1	33%	1	33%	1	33%	0%
14 WAGENER	WAR	1	1	100%	0	0%	0	0%	100%
2 POELMAN	WAR	1	0	0%	1	100%	0	0%	0%
2 Vandecaveye	GEN	4	0	0%	3	75%	1	25%	-25%
9 Quinones	GEN	3	0	0%	1	33%	2	67%	-67%





2014-2015

DATA

# BelgiumVolleyStats.be

By Marnix Acar

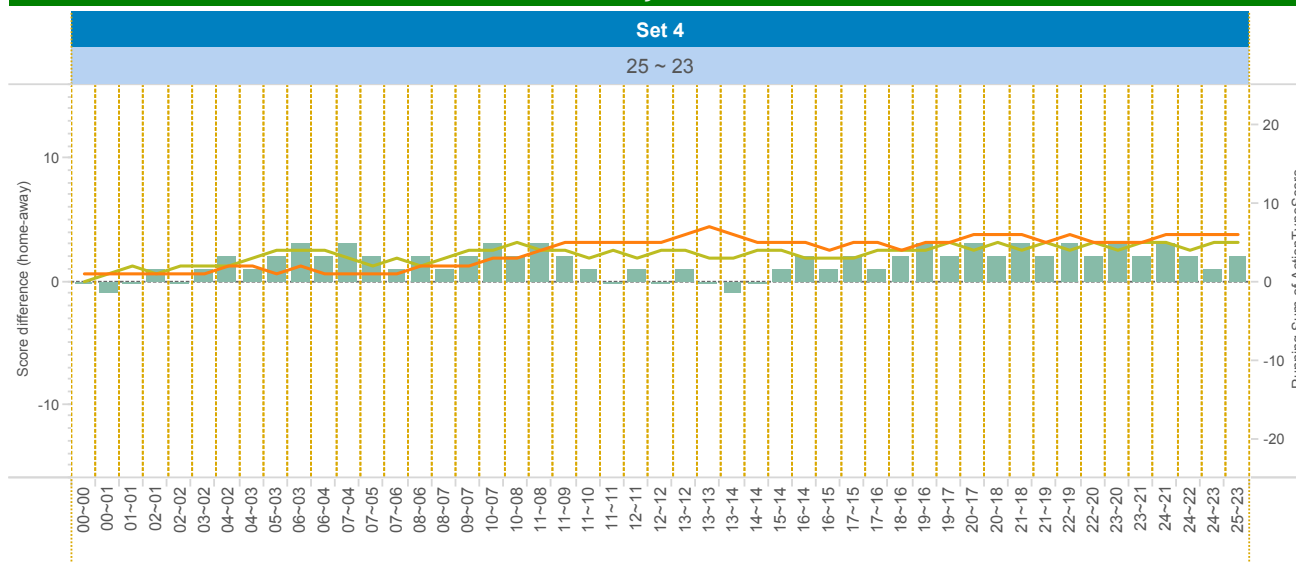
# ©Trainerstuff.be

By Wouter Iaroy

VIZ

## (20150215) WAR ~ GEN (3 ~ 1)

Set analysis - Set 4



TEAM\_NAME

GEN

WAR

UPPER LEFT:

+1: A# - B# - S# -1: A=, A/, B=, B/, S=, R=, D=, F=, S=

LOWER LEFT:

TOI = Team of Interest = Team analyzed OPP = Opponent

XXXServe = who served XXXSCORE = who got the point

LOWER RIGHT:

Attack sorted on #SCORE

## Attacking skills

		Set 4											
		TOIServe						OPPServe					
		TOIScore			OPPScore			TOIScore			OPPScore		
TOI	Scorin..	TOI	OPP	Total	TOI	OPP	Total	TOI	OPP	Total	TOI	OPP	Total
GEN	A#	1		1		15	15	16	11		11	3	3
	S#											1	1
	A=		3	3	1		1	4		3	1		4
	A/		1	1				1		1			1
	S=				2		2	2		3			3
	E=									2			2
	Total	1	4	5	3	15	18	23	11	7	18	3	7
WAR	A#	3		3		11	11	14	15		15	1	16
	S#	1		1				1					
	A=		1	1	3		3	4		1	3		4
	A/				1		1	1			1		1
	S=				3		3	3		2			2
	E=		2	2				2					
	Total	4	3	7	7	11	18	25	15	3	18	4	23

		Count of SKILL	#SCORE	#SCORE%	NOSCORE	NOSCORE%	=SCORE	=SCORE%	EFF	
2	POELMAN	WAR	6	5	83%	1	17%	0	0%	83%
1	Christiaëns	GEN	8	4	50%	4	50%	0	0%	50%
2	Vandecaveye	GEN	5	3	60%	2	40%	0	0%	60%
4	DE BRABANDERE	WAR	9	3	33%	3	33%	3	33%	0%
6	Piovarci	WAR	10	3	30%	3	30%	4	40%	-10%
9	De Schrijver	WAR	6	3	50%	3	50%	0	0%	50%
14	WAGENER	WAR	3	3	100%	0	0%	0	0%	100%
3	DEVRIESE	GEN	5	2	40%	3	60%	0	0%	40%
14	Tholse	GEN	13	2	15%	9	69%	2	15%	0%
4	De Paepe	GEN	4	1	25%	3	75%	0	0%	25%
8	BACKAERT	WAR	3	1	33%	1	33%	1	33%	0%
1	COUCKE	WAR	1	0	0%	1	100%	0	0%	0%
11	DEGRUYTER	GEN	1	0	0%	1	100%	0	0%	0%



2014-2015

DATA

# BelgiumVolleyStats.be

By Marnix Acar

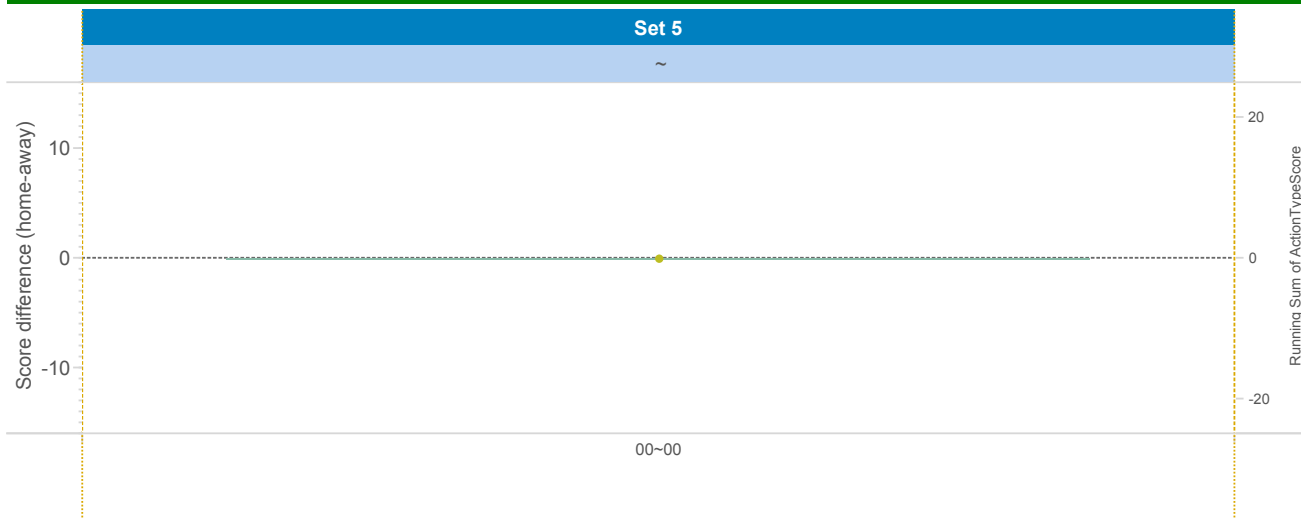
# ©Trainerstuff.be

By Wouter Iaroy

VIZ

(20150215) WAR ~ GEN (3 ~ 1)

Set analysis - Set 5



TEAM\_NAME

WAR

UPPER LEFT:

+1: A# - B# - S# -1: A=, A/, B=, B/, S=, R=, D=, F=, S=

LOWER LEFT:

TOI = Team of Interest = Team analyzed OPP = Opponent

XXXServe = who served XXXSCORE = who got the point

LOWER RIGHT:

Attack sorted on #SCORE

## Attacking skills

		Count of SKILL	#SCORE	#SCORE%	NOSCORE	NOSCORE%	=SCORE	=SCORE%	EFF
14 Tholse	GEN	48	15	31%	26	54%	7	15%	17%
1 Christiaens	GEN	33	13	39%	13	39%	7	21%	18%
9 De Schrijver	WAR	37	13	35%	17	46%	7	19%	16%
6 Piovarci	WAR	30	10	33%	10	33%	10	33%	0%
2 Vandecaveye	GEN	23	9	39%	10	43%	4	17%	22%
4 DE BRABANDERE	WAR	27	9	33%	13	48%	5	19%	15%
2 POELMAN	WAR	11	7	64%	4	36%	0	0%	64%
3 DEVRIESE	GEN	12	6	50%	6	50%	0	0%	50%
8 BACKAERT	WAR	13	6	46%	5	38%	2	15%	31%
14 WAGENER	WAR	7	6	86%	0	0%	1	14%	71%
4 De Paepe	GEN	12	5	42%	7	58%	0	0%	42%
18 Bacci Ramos	WAR	7	3	43%	2	29%	2	29%	14%
1 COUCKE	WAR	1	0	0%	1	100%	0	0%	0%
9 Quinones	GEN	4	0	0%	2	50%	2	50%	-50%
11 DEGRUYTER	GEN	1	0	0%	1	100%	0	0%	0%



2014-2015

DATA

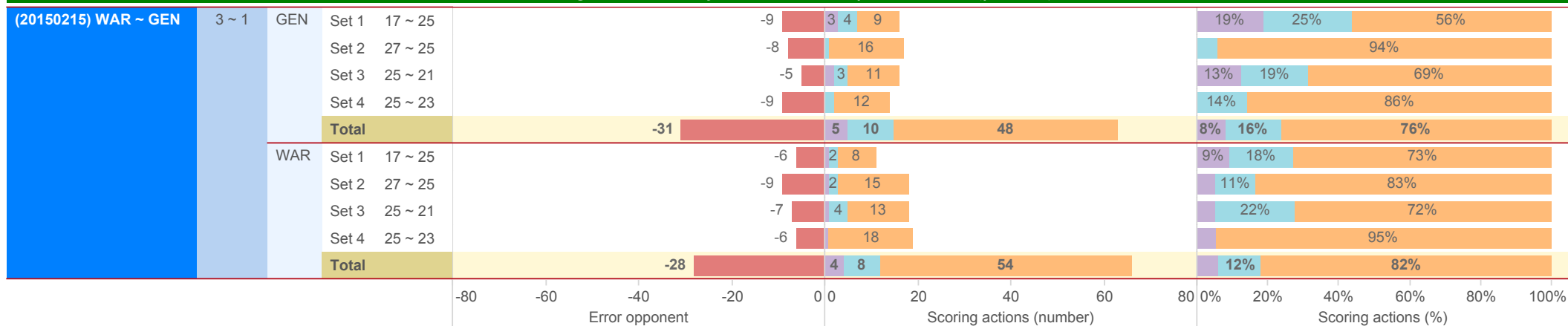
**BelgiumVolleyStats.be**  
By Marnix Acar

© **Trainerstuff.be**  
By Wouter Laroy

VIZ

### (20150215) WAR ~ GEN (3 ~ 1)

Scoring Actions Analyzed: how were points made (per set)



S - Serve    B - Block    A - Attack





2014-2015

DATA

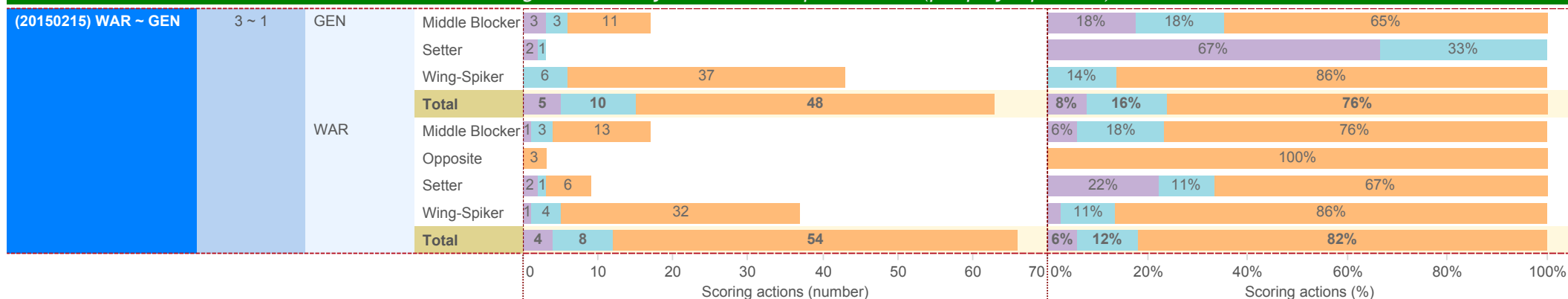
**BelgiumVolleyStats.be**  
By Marnix Acar

© **Trainerstuff.be**  
By Wouter Laroy

VIZ

### (20150215) WAR ~ GEN (3 ~ 1)

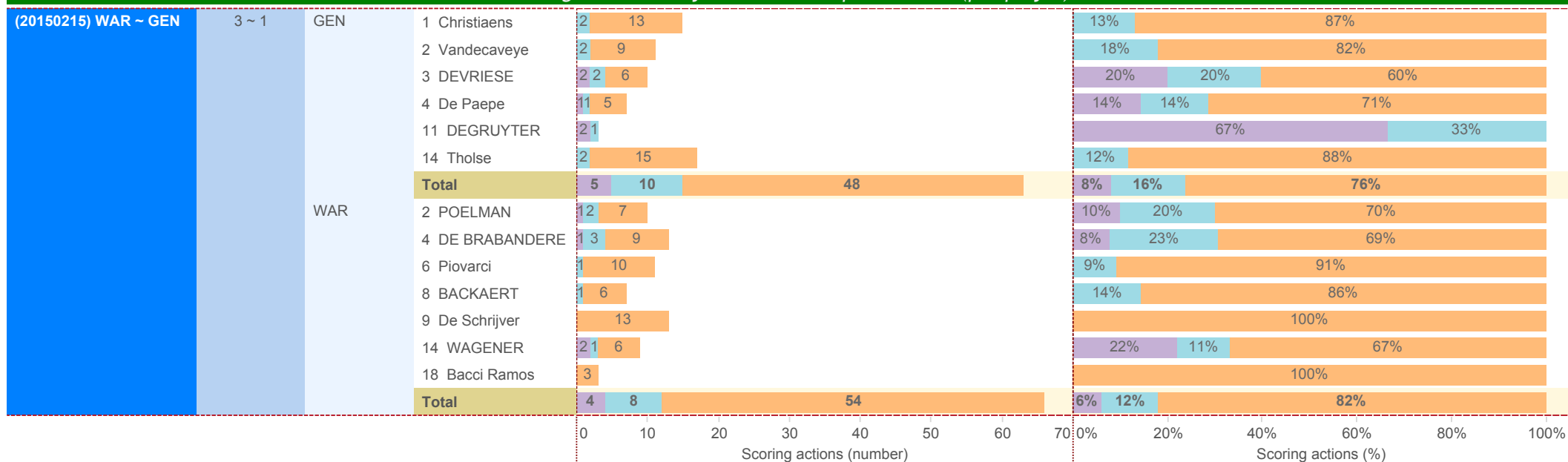
Scoring Actions Analyzed: how were points made (per player position)





**(20150215) WAR ~ GEN (3 ~ 1)**

Scoring Actions Analyzed: how were points made (per player)



■ S - Serve     
 ■ B - Block     
 ■ A - Attack



2014-2015

DATA

# BelgiumVolleyStats.be

By Marnix Acar

# ©Trainerstuff.be

By Wouter Laroy

VIZ

(20150215) WAR ~ GEN (3 ~ 1)

Skills in detail (per player position): Attack/Block

A - Attack	GEN	Middle Blocker	<div><div></div></div> 11 (46%)	<div><div></div></div> 12 (50%)			<div><div></div></div> 1 (4%)			<div><div></div></div> 24		<div><div></div></div> 46%
		Setter		<div><div></div></div> 1 (100%)					<div><div></div></div> 1		<div><div></div></div> 0%	
		Wing-Spiker	<div><div></div></div> 37 (34%)	<div><div></div></div> 47 (44%)			<div><div></div></div> 4 (4%)	<div><div></div></div> 8 (7%)	<div><div></div></div> 12 (11%)	<div><div></div></div> 108		<div><div></div></div> 16%
		Total	<div><div></div></div> 48 (36%)	<div><div></div></div> 60 (45%)			<div><div></div></div> 5 (4%)	<div><div></div></div> 8 (6%)	<div><div></div></div> 12 (9%)	<div><div></div></div> 133		<div><div></div></div> 21%
		WAR	Middle Blocker	<div><div></div></div> 13 (54%)	<div><div></div></div> 6 (25%)			<div><div></div></div> 3 (13%)	<div><div></div></div> 2 (8%)		<div><div></div></div> 24	
	Opposite	<div><div></div></div> 3 (43%)	<div><div></div></div> 2 (29%)				<div><div></div></div> 1 (14%)	<div><div></div></div> 1 (14%)	<div><div></div></div> 7		<div><div></div></div> 14%	
	Setter	<div><div></div></div> 6 (86%)					<div><div></div></div> 1 (14%)	<div><div></div></div> 7		<div><div></div></div> 71%		
	Wing-Spiker	<div><div></div></div> 32 (34%)	<div><div></div></div> 28 (29%)			<div><div></div></div> 13 (14%)	<div><div></div></div> 7 (7%)	<div><div></div></div> 15 (16%)	<div><div></div></div> 95		<div><div></div></div> 11%	
	Total	<div><div></div></div> 54 (41%)	<div><div></div></div> 36 (27%)			<div><div></div></div> 16 (12%)	<div><div></div></div> 10 (8%)	<div><div></div></div> 17 (13%)	<div><div></div></div> 133		<div><div></div></div> 20%	
	B - Block	GEN	Middle Blocker	<div><div></div></div> 3 (11%)	<div><div></div></div> 11 (41%)			<div><div></div></div> 7 (26%)		<div><div></div></div> 6 (22%)	<div><div></div></div> 27	
Setter			<div><div></div></div> 1 (17%)	<div><div></div></div> 1 (17%)			<div><div></div></div> 1 (17%)		<div><div></div></div> 3 (50%)	<div><div></div></div> 6		-33%
Wing-Spiker			<div><div></div></div> 6 (40%)	<div><div></div></div> 4 (27%)			<div><div></div></div> 1 (7%)		<div><div></div></div> 4 (27%)	<div><div></div></div> 15		13%
Total			<div><div></div></div> 10 (21%)	<div><div></div></div> 16 (33%)			<div><div></div></div> 9 (19%)		<div><div></div></div> 13 (27%)	<div><div></div></div> 48		-6%
WAR		Middle Blocker	<div><div></div></div> 3 (15%)	<div><div></div></div> 3 (15%)			<div><div></div></div> 7 (35%)		<div><div></div></div> 7 (35%)	<div><div></div></div> 20		-20%
		Opposite							<div><div></div></div> 1 (100%)	<div><div></div></div> 1		-100%
		Setter	<div><div></div></div> 1 (50%)	<div><div></div></div> 1 (50%)						<div><div></div></div> 2		50%
		Wing-Spiker	<div><div></div></div> 4 (22%)	<div><div></div></div> 1 (6%)			<div><div></div></div> 8 (44%)		<div><div></div></div> 5 (28%)	<div><div></div></div> 18		-6%
		Total	<div><div></div></div> 8 (20%)	<div><div></div></div> 5 (12%)			<div><div></div></div> 15 (37%)		<div><div></div></div> 13 (32%)	<div><div></div></div> 41		-12%
			<div><div></div></div> 0 50 #	<div><div></div></div> 0 50 + 100	<div><div></div></div> 0 !	<div><div></div></div> 0 10 20 -	<div><div></div></div> 0 5 10 15 /	<div><div></div></div> 0 10 20 30 =	<div><div></div></div> 0 50 100 150 Count of SKILL	<div><div></div></div> -100% 0% 100% EFF		



2014-2015

DATA

# BelgiumVolleyStats.be

By Marnix Acar

# ©Trainerstuff.be

By Wouter Laroy

VIZ

(20150215) WAR ~ GEN (3 ~ 1)

Skills in detail (per player position): Serve/Reception

S - Serve	GEN	Middle Blocker	<div><div></div></div> 3 (10%)	<div><div></div></div> 12 (40%)	<div><div></div></div> 9 (3%)	<div><div></div></div> 3 (10%)	<div><div></div></div> 1 (3%)	<div><div></div></div> 2 (7%)	<div><div></div></div> 30	<div><div></div></div> 3%	
		Setter	<div><div></div></div> 2 (9%)	<div><div></div></div> 5 (22%)	<div><div></div></div> 9 (4%)	<div><div></div></div> 3 (13%)	<div><div></div></div> 1 (4%)	<div><div></div></div> 3 (13%)	<div><div></div></div> 23	<div><div></div></div> -4%	
		Wing-Spiker		<div><div></div></div> 17 (40%)	<div><div></div></div> 14 ()	<div><div></div></div> 3 (7%)		<div><div></div></div> 8 (19%)	<div><div></div></div> 42	<div><div></div></div> -19%	
		Total	<div><div></div></div> 5 (5%)	<div><div></div></div> 34 (36%)	<div><div></div></div> 32 (2%)	<div><div></div></div> 9 (9%)	<div><div></div></div> 2 (2%)	<div><div></div></div> 13 (14%)	<div><div></div></div> 95	<div><div></div></div> -8%	
	WAR	Middle Blocker	<div><div></div></div> 1 (4%)	<div><div></div></div> 10 (38%)	<div><div></div></div> 8 ()	<div><div></div></div> 5 (19%)		<div><div></div></div> 2 (8%)	<div><div></div></div> 26	<div><div></div></div> -4%	
		Opposite				<div><div></div></div> 1 (33%)		<div><div></div></div> 2 (67%)	<div><div></div></div> 3	<div><div></div></div> -67%	
		Setter	<div><div></div></div> 2 (8%)	<div><div></div></div> 10 (38%)	<div><div></div></div> 11 (4%)	<div><div></div></div> 1 (4%)	<div><div></div></div> 1 (4%)	<div><div></div></div> 1 (4%)	<div><div></div></div> 26	<div><div></div></div> 4%	
		Wing-Spiker	<div><div></div></div> 1 (3%)	<div><div></div></div> 16 (42%)	<div><div></div></div> 12 ()	<div><div></div></div> 5 (13%)		<div><div></div></div> 4 (11%)	<div><div></div></div> 38	<div><div></div></div> -8%	
	Total	<div><div></div></div> 4 (4%)	<div><div></div></div> 36 (39%)	<div><div></div></div> 31 (1%)	<div><div></div></div> 12 (13%)	<div><div></div></div> 1 (1%)	<div><div></div></div> 9 (10%)	<div><div></div></div> 93	<div><div></div></div> -5%		
	R - Reception	GEN	Libero	<div><div></div></div> 2 (10%)	<div><div></div></div> 12 (60%)		<div><div></div></div> 6 (30%)			<div><div></div></div> 20	<div><div></div></div> 0%
			Middle Blocker				<div><div></div></div> 1 (100%)			<div><div></div></div> 1	<div><div></div></div> 0%
			Wing-Spiker	<div><div></div></div> 10 (16%)	<div><div></div></div> 19 (30%)		<div><div></div></div> 29 (46%)	<div><div></div></div> 1 (2%)	<div><div></div></div> 4 (6%)	<div><div></div></div> 63	<div><div></div></div> -6%
			Total	<div><div></div></div> 12 (14%)	<div><div></div></div> 31 (37%)		<div><div></div></div> 36 (43%)	<div><div></div></div> 1 (1%)	<div><div></div></div> 4 (5%)	<div><div></div></div> 84	<div><div></div></div> -5%
		WAR	Libero	<div><div></div></div> 9 (20%)	<div><div></div></div> 14 (31%)		<div><div></div></div> 18 (40%)	<div><div></div></div> 1 (2%)	<div><div></div></div> 3 (7%)	<div><div></div></div> 45	<div><div></div></div> -7%
			Middle Blocker		<div><div></div></div> 2 (100%)					<div><div></div></div> 2	<div><div></div></div> 0%
			Opposite						<div><div></div></div> 1 (100%)	<div><div></div></div> 1	<div><div></div></div> -100%
			Wing-Spiker	<div><div></div></div> 4 (12%)	<div><div></div></div> 17 (50%)		<div><div></div></div> 11 (32%)	<div><div></div></div> 1 (3%)	<div><div></div></div> 1 (3%)	<div><div></div></div> 34	<div><div></div></div> -3%
		Total	<div><div></div></div> 13 (16%)	<div><div></div></div> 33 (40%)		<div><div></div></div> 29 (35%)	<div><div></div></div> 2 (2%)	<div><div></div></div> 5 (6%)	<div><div></div></div> 82	<div><div></div></div> -6%	
			<div><div></div></div> 01020	<div><div></div></div> 0204060	<div><div></div></div> 02040	<div><div></div></div> 0204060	<div><div></div></div> 012340	<div><div></div></div> 01020	<div><div></div></div> 050100	<div><div></div></div> -100%0%	
			#	+	!	-	/	=	Count of SKILL	EFF	

GAME LOST GAME WON



### Skills in detail (per player): Attack

■ GAME LOST
 ■ GAME WON



2014-2015

DATA

BelgiumVolleyStats.be  
By Marnix Acar

©Trainerstuff.be  
By Wouter Laroy

VIZ

(20150215) WAR ~ GEN (3 ~ 1)

Skills in detail (per player): Block

B - Block	GEN	1 Christiaens	<div><div></div>2 (33%)</div>	<div><div></div>2 (33%)</div>					<div><div></div>2 (33%)</div>	<div><div></div>6</div>	<div><div></div>0%</div>
		2 Vandecaveye	<div><div></div>2 (67%)</div>					<div><div></div>1 (33%)</div>	<div><div></div>3</div>	<div><div></div>33%</div>	
		3 DEVRIESE	<div><div></div>2 (22%)</div>	<div><div></div>3 (33%)</div>			<div><div></div>1 (11%)</div>	<div><div></div>3 (33%)</div>	<div><div></div>9</div>	<div><div></div>-11%</div>	
		4 De Paepe	<div><div></div>1 (6%)</div>	<div><div></div>8 (44%)</div>			<div><div></div>6 (33%)</div>	<div><div></div>3 (17%)</div>	<div><div></div>18</div>	<div><div></div>-11%</div>	
		9 Quinones					<div><div></div>1 (100%)</div>		<div><div></div>1</div>	<div><div></div>0%</div>	
		11 DEGRUYTER	<div><div></div>1 (17%)</div>	<div><div></div>1 (17%)</div>			<div><div></div>1 (17%)</div>	<div><div></div>3 (50%)</div>	<div><div></div>6</div>	<div><div></div>-33%</div>	
		14 Tholse	<div><div></div>2 (40%)</div>	<div><div></div>2 (40%)</div>				<div><div></div>1 (20%)</div>	<div><div></div>5</div>	<div><div></div>20%</div>	
		Total	<div><div></div>10 (21%)</div>	<div><div></div>16 (33%)</div>			<div><div></div>9 (19%)</div>		<div><div></div>13 (27%)</div>	<div><div></div>48</div>	<div><div></div>-6%</div>
	WAR	2 POELMAN	<div><div></div>2 (20%)</div>	<div><div></div>2 (20%)</div>			<div><div></div>3 (30%)</div>		<div><div></div>3 (30%)</div>	<div><div></div>10</div>	<div><div></div>-10%</div>
		4 DE BRABANDERE	<div><div></div>3 (38%)</div>	<div><div></div>1 (13%)</div>			<div><div></div>3 (38%)</div>		<div><div></div>1 (13%)</div>	<div><div></div>8</div>	<div><div></div>25%</div>
		6 Piovarci	<div><div></div>1 (33%)</div>				<div><div></div>2 (67%)</div>			<div><div></div>3</div>	<div><div></div>33%</div>
		8 BACKAERT	<div><div></div>1 (10%)</div>	<div><div></div>1 (10%)</div>			<div><div></div>4 (40%)</div>		<div><div></div>4 (40%)</div>	<div><div></div>10</div>	<div><div></div>-30%</div>
		9 De Schrijver					<div><div></div>3 (43%)</div>		<div><div></div>4 (57%)</div>	<div><div></div>7</div>	<div><div></div>-57%</div>
		14 WAGENER	<div><div></div>1 (50%)</div>	<div><div></div>1 (50%)</div>						<div><div></div>2</div>	<div><div></div>50%</div>
		18 Bacci Ramos						<div><div></div>1 (100%)</div>	<div><div></div>1</div>	<div><div></div>-100%</div>	
		Total	<div><div></div>8 (20%)</div>	<div><div></div>5 (12%)</div>			<div><div></div>15 (37%)</div>		<div><div></div>13 (32%)</div>	<div><div></div>41</div>	<div><div></div>-12%</div>
			#	+	!	-	/	=	Count of SKILL	EFF	





2014-2015

DATA

# BelgiumVolleyStats.be

By Marnix Acar

# ©Trainerstuff.be

By Wouter Laroy

VIZ

(20150215) WAR ~ GEN (3 ~ 1)

Skills in detail (per player): Serve

S - Serve	GEN	1 Christiaens		<div><div></div></div> 9 (60%)	<div><div></div></div> 4 ()		<div><div></div></div> 2 (13%)	<div><div></div></div> 15	<div><div></div></div> -13%		
		2 Vandecaveye		<div><div></div></div> 6 (55%)	<div><div></div></div> 2 ()	<div><div></div></div> 1 (9%)	<div><div></div></div> 2 (18%)	<div><div></div></div> 11	<div><div></div></div> -18%		
		3 DEVRIESE	<div><div></div></div> 2 (11%)	<div><div></div></div> 9 (47%)	<div><div></div></div> 6 (5%)	<div><div></div></div> 1 (5%)	<div><div></div></div> 1 (5%)	<div><div></div></div> 19	<div><div></div></div> 11%		
		4 De Paepe	<div><div></div></div> 1 (9%)	<div><div></div></div> 3 (27%)	<div><div></div></div> 3 ()	<div><div></div></div> 2 (18%)		<div><div></div></div> 2 (18%)	<div><div></div></div> 11	<div><div></div></div> -9%	
		8 Engelschenschilt					<div><div></div></div> 1 (100%)	<div><div></div></div> 1	<div><div></div></div> -100%		
		9 Quinones			<div><div></div></div> 2 ()			<div><div></div></div> 2	<div><div></div></div> 0%		
		11 DEGRUYTER	<div><div></div></div> 2 (9%)	<div><div></div></div> 5 (23%)	<div><div></div></div> 9 (5%)	<div><div></div></div> 3 (14%)	<div><div></div></div> 1 (5%)	<div><div></div></div> 2 (9%)	<div><div></div></div> 22	<div><div></div></div> 0%	
		14 Tholse		<div><div></div></div> 2 (14%)	<div><div></div></div> 6 ()	<div><div></div></div> 2 (14%)		<div><div></div></div> 4 (29%)	<div><div></div></div> 14	<div><div></div></div> -29%	
		Total	<div><div></div></div> 5 (5%)	<div><div></div></div> 34 (36%)	<div><div></div></div> 32 (2%)	<div><div></div></div> 9 (9%)	<div><div></div></div> 2 (2%)	<div><div></div></div> 13 (14%)	<div><div></div></div> 95	<div><div></div></div> -8%	
		WAR	2 POELMAN	<div><div></div></div> 1 (9%)	<div><div></div></div> 4 (36%)	<div><div></div></div> 5 ()	<div><div></div></div> 1 (9%)		<div><div></div></div> 11	<div><div></div></div> 9%	
	4 DE BRABANDERE		<div><div></div></div> 1 (7%)	<div><div></div></div> 6 (43%)	<div><div></div></div> 7 ()			<div><div></div></div> 14	<div><div></div></div> 7%		
	6 Piovarci			<div><div></div></div> 3 (27%)	<div><div></div></div> 2 ()	<div><div></div></div> 3 (27%)		<div><div></div></div> 3 (27%)	<div><div></div></div> 11	<div><div></div></div> -27%	
	8 BACKAERT			<div><div></div></div> 6 (40%)	<div><div></div></div> 3 ()	<div><div></div></div> 4 (27%)		<div><div></div></div> 2 (13%)	<div><div></div></div> 15	<div><div></div></div> -13%	
	9 De Schrijver			<div><div></div></div> 7 (54%)	<div><div></div></div> 3 ()	<div><div></div></div> 2 (15%)		<div><div></div></div> 1 (8%)	<div><div></div></div> 13	<div><div></div></div> -8%	
	14 WAGENER		<div><div></div></div> 2 (8%)	<div><div></div></div> 10 (38%)	<div><div></div></div> 11 (4%)	<div><div></div></div> 1 (4%)	<div><div></div></div> 1 (4%)	<div><div></div></div> 1 (4%)	<div><div></div></div> 26	<div><div></div></div> 4%	
	18 Bacci Ramos					<div><div></div></div> 1 (33%)		<div><div></div></div> 2 (67%)	<div><div></div></div> 3	<div><div></div></div> -67%	
	Total		<div><div></div></div> 4 (4%)	<div><div></div></div> 36 (39%)	<div><div></div></div> 31 (1%)	<div><div></div></div> 12 (13%)	<div><div></div></div> 1 (1%)	<div><div></div></div> 9 (10%)	<div><div></div></div> 93	<div><div></div></div> -5%	
			#	+	!	-	/	=	Count of SKILL	EFF	

GAME LOST

GAME WON



2014-2015

DATA

# BelgiumVolleyStats.be

By Marnix Acar

# ©Trainerstuff.be

By Wouter Laroy

VIZ

(20150215) WAR ~ GEN (3 ~ 1)

Skills in detail (per player): Reception

R - Reception	GEN	1 Christiaens	<div><div></div></div> 7 (18%)	<div><div></div></div> 7 (18%)			<div><div></div></div> 20 (53%)	<div><div></div></div> 1 (3%)	<div><div></div></div> 3 (8%)	<div><div></div></div> 38	<div><div></div></div> -8%
		2 Vandecaveye	<div><div></div></div> 2 (20%)	<div><div></div></div> 5 (50%)			<div><div></div></div> 2 (20%)		<div><div></div></div> 1 (10%)	<div><div></div></div> 10	<div><div></div></div> -10%
		3 DEVRIESE					<div><div></div></div> 1 (100%)			<div><div></div></div> 1	<div><div></div></div> 0%
		9 Quinones	<div><div></div></div> 1 (7%)	<div><div></div></div> 7 (47%)			<div><div></div></div> 7 (47%)			<div><div></div></div> 15	<div><div></div></div> 0%
		18 Nagels	<div><div></div></div> 2 (10%)	<div><div></div></div> 12 (60%)			<div><div></div></div> 6 (30%)			<div><div></div></div> 20	<div><div></div></div> 0%
		Total	<div><div></div></div> 12 (14%)	<div><div></div></div> 31 (37%)			<div><div></div></div> 36 (43%)	<div><div></div></div> 1 (1%)	<div><div></div></div> 4 (5%)	<div><div></div></div> 84	<div><div></div></div> -5%
	WAR	1 COUCKE		<div><div></div></div> 1 (100%)						<div><div></div></div> 1	<div><div></div></div> 0%
		2 POELMAN		<div><div></div></div> 1 (100%)						<div><div></div></div> 1	<div><div></div></div> 0%
		4 DE BRABANDERE	<div><div></div></div> 2 (10%)	<div><div></div></div> 10 (48%)			<div><div></div></div> 7 (33%)	<div><div></div></div> 1 (5%)	<div><div></div></div> 1 (5%)	<div><div></div></div> 21	<div><div></div></div> -5%
		8 BACKAERT		<div><div></div></div> 1 (100%)						<div><div></div></div> 1	<div><div></div></div> 0%
9 De Schrijver		<div><div></div></div> 2 (17%)	<div><div></div></div> 6 (50%)			<div><div></div></div> 4 (33%)			<div><div></div></div> 12	<div><div></div></div> 0%	
10 VERBOOMEN		<div><div></div></div> 9 (20%)	<div><div></div></div> 14 (31%)			<div><div></div></div> 18 (40%)	<div><div></div></div> 1 (2%)	<div><div></div></div> 3 (7%)	<div><div></div></div> 45	<div><div></div></div> -7%	
18 Bacci Ramos								<div><div></div></div> 1 (100%)	<div><div></div></div> 1	<div><div></div></div> -100%	
Total		<div><div></div></div> 13 (16%)	<div><div></div></div> 33 (40%)			<div><div></div></div> 29 (35%)	<div><div></div></div> 2 (2%)	<div><div></div></div> 5 (6%)	<div><div></div></div> 82	<div><div></div></div> -6%	
		#	+	!	-	/	=	Count of SKILL	EFF		

GAME LOST

GAME WON