



2014-2015

DATA

BelgiumVolleyStats.be
By Marnix Acar

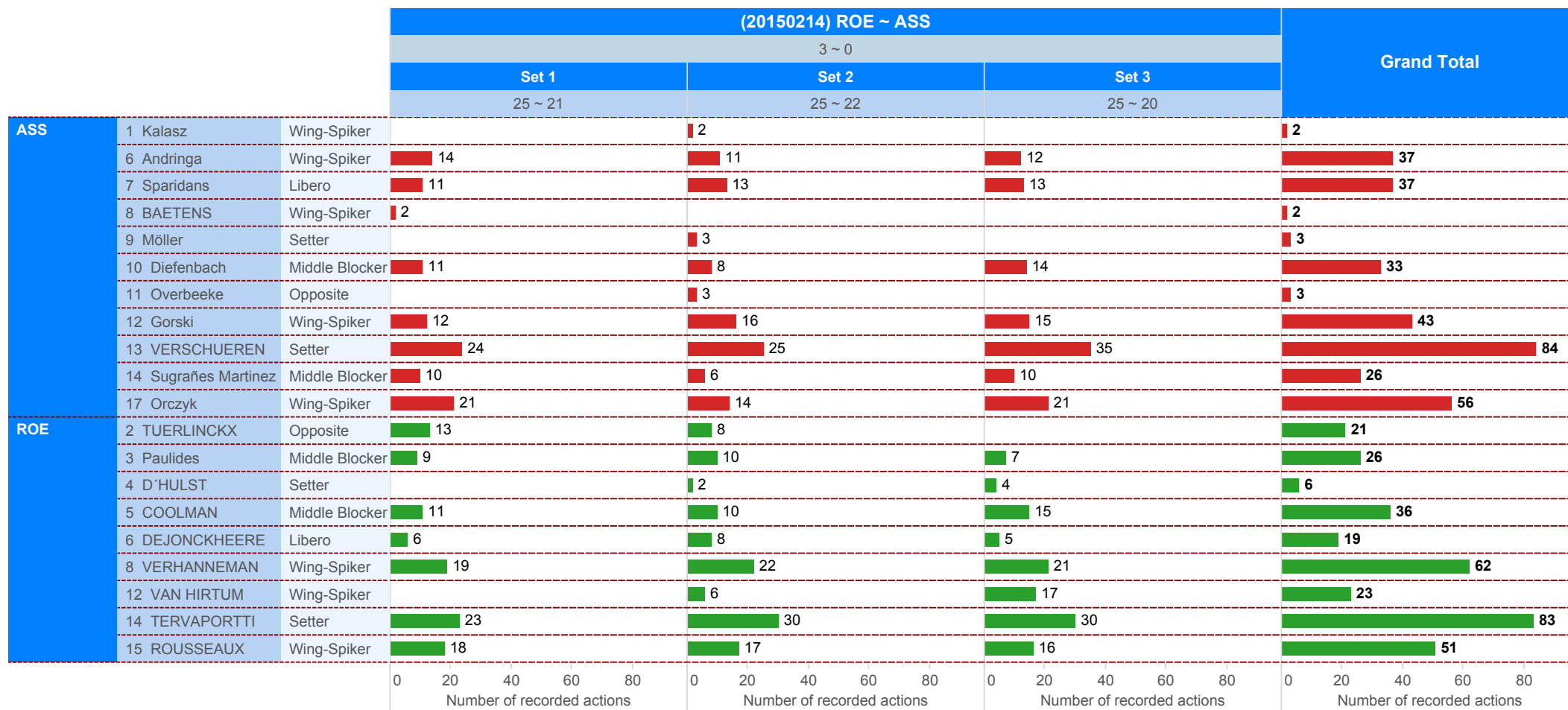
© **Trainerstuff.be**
By Wouter Laroy

VIZ

Scouting data provided by: Marnix Acar - www.BelgiumVolleyStats.be

Data processing and vizualization: Wouter Laroy - www.trainerstuff.be

Questions/Remarks/Suggestions: info@belgiumvolleystats.be - wouterstrainerstuff@gmail.com



■ SET LOST ■ SET WON



2014-2015

DATA

BelgiumVolleyStats.be
By Marnix Acar

© Trainerstuff.be
By Wouter Laroy

VIZ

(20150214) ROE ~ ASS (3 ~ 0)
Game analysis

TOI	ScoringActi..	TOIServe						OPPServe							
		TOISCORE			OPPSCORE			Total	TOISCORE			OPPSCORE			Total
		TOI	OPP	Total	TOI	OPP	Total		TOI	OPP	Total	TOI	OPP	Total	
ASS	A#	6		6		31	31	37	25	1	26		4	4	30
	S#	5		5				5					6	6	6
	A=		4	4		1	1	5		3	3		4	4	7
	A/		1	1		4	4	5		2	2		11	11	13
	B/					1	1	1							
	S=					10	10	10		13	13				13
	E=									1	1		2	2	3
F=			1	1			1								
	Total	11	6	17	16	31	47	64	25	20	45	17	10	27	72
ROE	A#	4		4		1	25	26	31		31		6	6	37
	S#	6		6				6					5	5	5
	A=		4	4		3	3	7		1	1		4	4	5
	A/		11	11		2	2	13		4	4		1	1	5
	B/									1	1				1
	S=					13	13	13		10	10				10
	E=			2	2		1	1	3						
F=												1	1	1	
	Total	10	17	27	20	25	45	72	31	16	47	6	11	17	64

Attack

		Count of SKILL	%SCORE%	%SCORE%	EFF
3 Paulides	ROE	7	71%	0%	71%
15 ROUSSEAUX	ROE	14	64%	14%	50%
8 VERHANNEMAN	ROE	22	55%	23%	32%
11 Overbeeke	ASS	2	50%	0%	50%
12 Gorski	ASS	24	50%	29%	21%
14 TERVAPORTTI	ROE	4	50%	25%	25%
17 Orczyk	ASS	17	47%	24%	24%
2 TUERLINCKX	ROE	10	40%	10%	30%
6 Andringa	ASS	15	40%	33%	7%
5 COOLMAN	ROE	8	38%	0%	38%
10 Diefenbach	ASS	6	33%	0%	33%
14 Sugrañes Martin.	ASS	7	29%	43%	-14%
12 VAN HIRTUM	ROE	5	20%	20%	0%
13 VERSCHUEREN	ASS	1	0%	100%	-100%

Block

		Count of SKILL	#
5 COOLMAN	ROE	11	4
3 Paulides	ROE	9	3
8 VERHANNEMAN	ROE	6	2
12 VAN HIRTUM	ROE	2	2
14 TERVAPORTTI	ROE	5	2
2 TUERLINCKX	ROE	4	1
6 Andringa	ASS	1	1
14 Sugrañes Martinez	ASS	5	1
15 ROUSSEAUX	ROE	6	1
17 Orczyk	ASS	4	1
9 Möller	ASS	1	
10 Diefenbach	ASS	12	
12 Gorski	ASS	4	
13 VERSCHUEREN	ASS	7	

Serve

		Count of SKILL	%%	%%
14 TERVAPORTTI	ROE	18	17%	17%
17 Orczyk	ASS	12	17%	17%
5 COOLMAN	ROE	13	15%	15%
13 VERSCHUEREN	ASS	16	13%	6%
14 Sugrañes Martinez	ASS	11	9%	27%
15 ROUSSEAUX	ROE	12	8%	8%
1 Kalasz	ASS	1		
2 TUERLINCKX	ROE	6		17%
3 Paulides	ROE	4		25%
4 D'HULST	ROE	4		
6 Andringa	ASS	7		14%
8 VERHANNEMAN	ROE	9		11%
10 Diefenbach	ASS	9		
11 Overbeeke	ASS	1		
12 Gorski	ASS	7		43%
12 VAN HIRTUM	ROE	8		50%

Reception

		Count of SKILL	%%	%%	%%
6 Andringa	ASS	12	58%	25%	
12 VAN HIRTUM	ROE	6	33%	50%	
6 DEJONCKHEERE	ROE	16	25%	19%	13%
7 Sparidans	ASS	24	21%	42%	13%
8 VERHANNEMAN	ROE	20	15%	65%	5%
17 Orczyk	ASS	20	15%	25%	5%
15 ROUSSEAUX	ROE	10	10%	40%	10%
3 Paulides	ROE	1			
8 BAETENS	ASS	2		100%	
10 Diefenbach	ASS	1			

UPPER:
TOI = Team of Interest = Team analyzed OPP = Opponent
XXXServe = who served XXXSCORE = who got the point



2014-2015

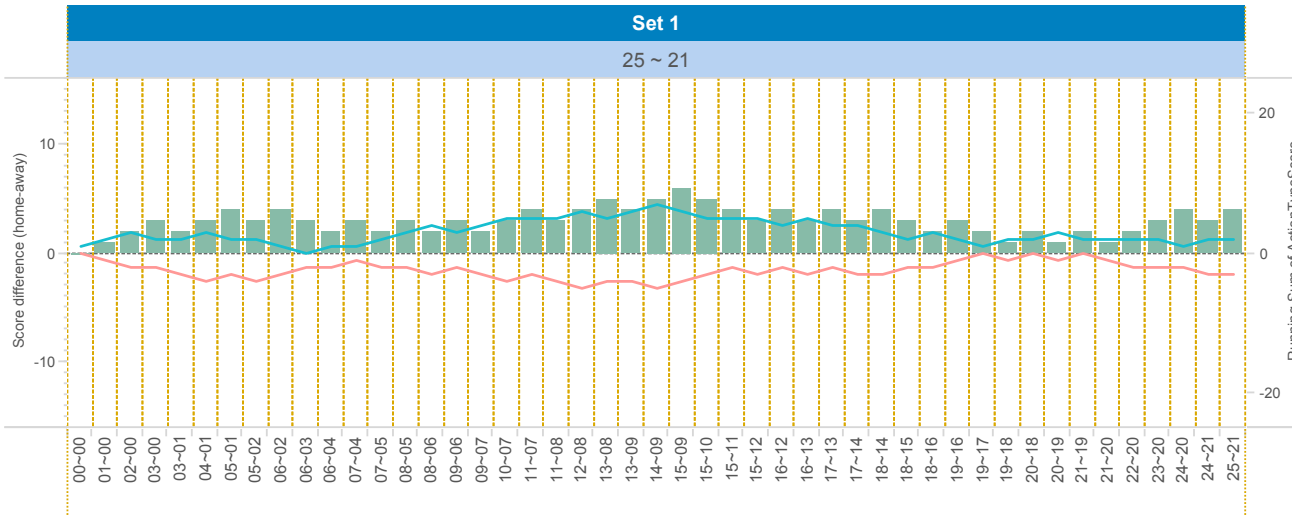
DATA

BelgiumVolleyStats.be
By Marnix Acar

© Trainerstuff.be
By Wouter Iaroy

VIZ

(20150214) ROE ~ ASS (3 ~ 0)
Set analysis - Set 1



TEAM_NAME

- ASS
- ROE

UPPER LEFT:

+1: A# - B# - S# -1: A=, A/, B=, B/, S=, R=, D=, F=, S=

LOWER LEFT:

TOI = Team of Interest = Team analyzed OPP = Opponent
XXXServe = who served XXXSCORE = who got the point

LOWER RIGHT:

Attack sorted on #SCORE

Attacking skills

		Set 1													
		TOIServe						OPPServe							
		TOIScore			OPPScore			Total	TOIScore			OPPScore			Total
TOI	Scorin..	TOI	OPP	Total	TOI	OPP	Total		TOI	OPP	Total	TOI	OPP	Total	
ASS	A#	3		3		8	8	11	11	1	12		1	1	13
	S#	2		2				2				3	3	3	
	A=											1	1	1	
	A/					2	2	2		1	1	3	3	4	
	B/					1	1	1							
	S=					5	5	5		3	3				3
	Total		5		5	8	8	16	21	11	5	16	4	4	8
ROE	A#	1		1	1	11	12	13	8		8		3	3	11
	S#	3		3				3				2	2	2	
	A=		1	1				1							
	A/		3	3	1		1	4		2	2				2
	B/									1	1				1
	S=					3	3	3		5	5				5
	Total		4	4	8	5	11	16	24	8	8	16		5	5

		Count of SKILL	#SCORE	#SCORE%	NOSCORE	NOSCORE%	=SCORE	=SCORE%	EFF	
12	Gorski	ASS	7	5	71%	1	14%	1	14%	57%
8	VERHANNEMAN	ROE	5	3	60%	1	20%	1	20%	40%
17	Orczyk	ASS	4	3	75%	0	0%	1	25%	50%
2	TUERLINCKX	ROE	6	2	33%	4	67%	0	0%	33%
5	COOLMAN	ROE	3	2	67%	1	33%	0	0%	67%
6	Andringa	ASS	6	2	33%	1	17%	3	50%	-17%
10	Diefenbach	ASS	3	2	67%	1	33%	0	0%	67%
14	Sugrañes Martinez	ASS	3	2	67%	0	0%	1	33%	33%
3	Paulides	ROE	2	1	50%	1	50%	0	0%	50%
14	TERVAPORTTI	ROE	1	1	100%	0	0%	0	0%	100%
15	ROUSSEAU	ROE	2	1	50%	1	50%	0	0%	50%



2014-2015

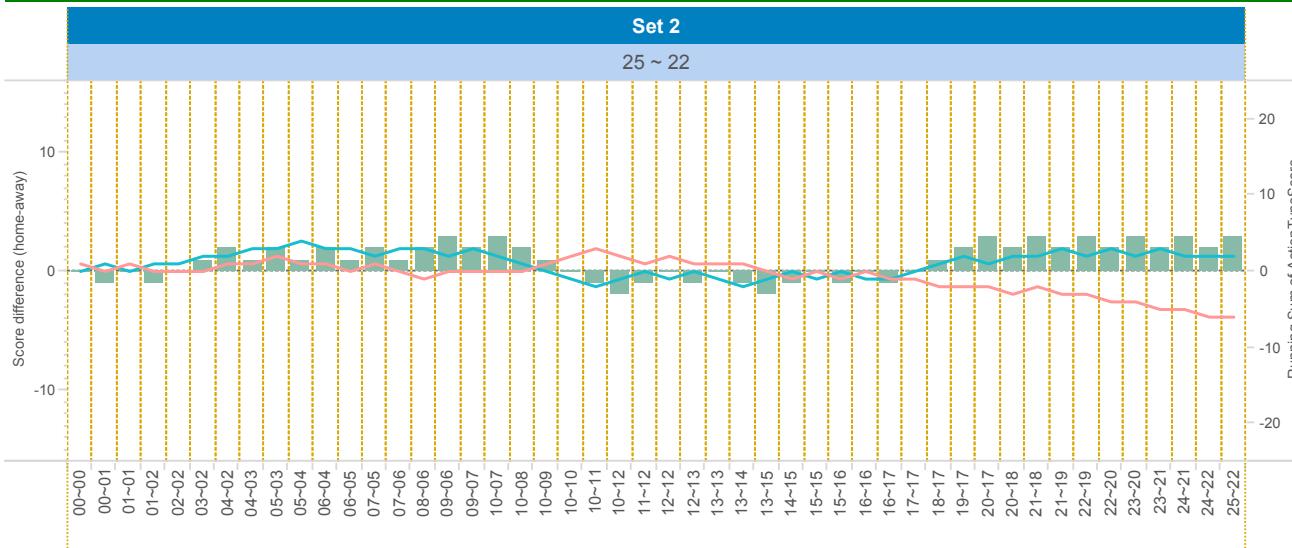
DATA

BelgiumVolleyStats.be
By Marnix Acar

© Trainerstuff.be
By Wouter Iaroy

VIV

(20150214) ROE ~ ASS (3 ~ 0)
Set analysis - Set 2



TEAM_NAME

ASS

ROE

UPPER LEFT:

+1: A# - B# - S# -1: A=, A/, B=, B/, S=, R=, D=, F=, S=

LOWER LEFT:

TOI = Team of Interest = Team analyzed OPP = Opponent
XXXServe = who served XXXSCORE = who got the point

LOWER RIGHT:

Attack sorted on #SCORE

Attacking skills

		Set 2													
		TOIServe						OPPServe							
		TOIScore			OPPScore			Total	TOIScore			OPPScore			Total
TOI	Scorin..	TOI	OPP	Total	TOI	OPP	Total	TOI	OPP	Total	TOI	OPP	Total	Total	
ASS	A#	1		1		14	14	15	8		8		2	2	10
	S#	3		3				3				2	2	2	
	A=		2	2	1		1	3		2	2	1		3	
	A/								1	1	2		2	3	
	S=				2		2	2		5	5			5	
	E=										1		1	1	
	Total		4	2	6	3	14	17	23	8	8	16	4	4	8
ROE	A#	2		2		8	8	10	14		14		1	1	15
	S#	2		2				2				3	3	3	
	A=		1	1	2		2	3		1	1	2		3	
	A/		2	2	1		1	3							
	S=				5		5	5		2	2			2	
	E=		1	1				1							
Total		4	4	8	8	8	16	24	14	3	17	2	4	6	23

		Count of SKILL	#SCORE	#SCORE%	NOSCORE	NOSCORE%	=SCORE	=SCORE%	EFF	
8	VERHANNEMAN	ROE	9	6	67%	1	11%	2	22%	44%
12	Gorski	ASS	7	4	57%	1	14%	2	29%	29%
15	ROUSSEAU	ROE	5	4	80%	1	20%	0	0%	80%
3	Paulides	ROE	4	3	75%	1	25%	0	0%	75%
2	TUERLINCKX	ROE	4	2	50%	1	25%	1	25%	25%
6	Andringa	ASS	5	2	40%	2	40%	1	20%	20%
17	Orczyk	ASS	5	2	40%	2	40%	1	20%	20%
5	COOLMAN	ROE	1	1	100%	0	0%	0	0%	100%
11	Overbeeke	ASS	2	1	50%	1	50%	0	0%	50%
12	VAN HIRTUM	ROE	3	0	0%	2	67%	1	33%	-33%
14	Sugrañes Martin..	ASS	1	0	0%	1	100%	0	0%	0%
14	TERVAPORTTI	ROE	1	0	0%	0	0%	1	100%	-100%



2014-2015

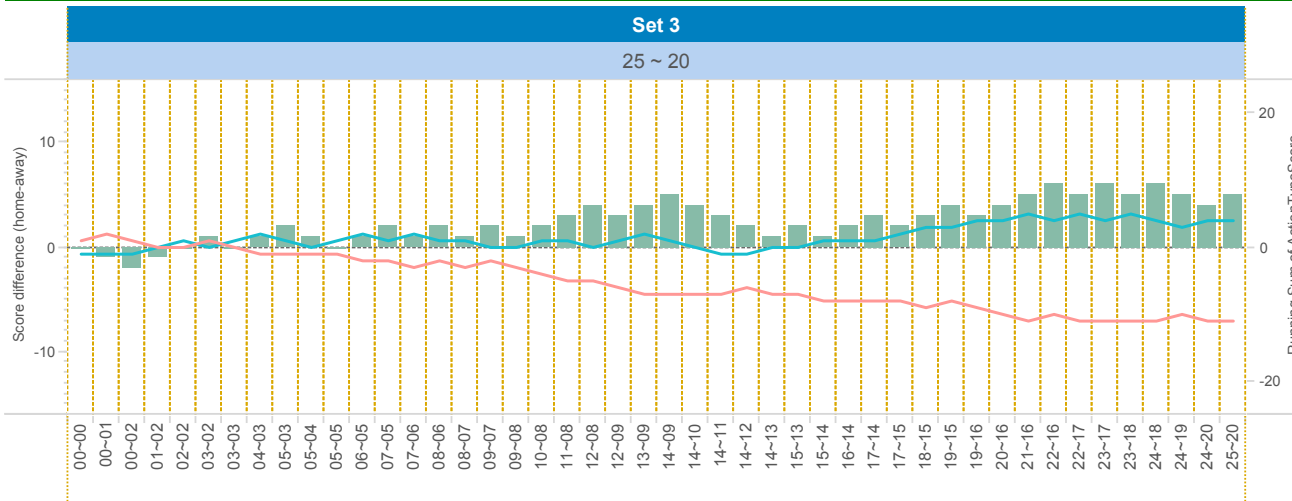
DATA

BelgiumVolleyStats.be
By Marnix Acar

© Trainerstuff.be
By Wouter Laroy

ZIV

(20150214) ROE ~ ASS (3 ~ 0)
Set analysis - Set 3



TEAM_NAME

- ASS
- ROE

UPPER LEFT:

+1: A# - B# - S# -1: A=, A/, B=, B/, S=, R=, D=, F=, S=

LOWER LEFT:

TOI = Team of Interest = Team analyzed OPP = Opponent
XXXServe = who served XXXSCORE = who got the point

LOWER RIGHT:

Attack sorted on #SCORE

		Set 3															
		TOIServe							OPPServe								
		TOIScore			OPPScore				Total	TOIScore			OPPScore				Total
TOI	Scorin..	TOI	OPP	Total	TOI	OPP	Total	TOI		OPP	Total	TOI	OPP	Total	OPP	Total	
ASS	A#	2		2		9	9	11	6		6		1	1	7		
	S#												1	1	1		
	A=		2	2				2		1	1	2		2	3		
	A/		1	1		2	2	3				6		6	6		
	S=					3	3	3		5	5			1	5		
	E=									1	1			1	2		
	F=		1	1				1									
	Total	2	4	6	5	9	14	20	6	7	13	9	2	11	24		
ROE	A#	1		1		6	6	7	9		9		2	2	11		
	S#	1		1				1							1		
	A=		2	2	1		1	3				2		2	2		
	A/		6	6				6		2	2	1		1	3		
	S=				5		5	5		3	3				3		
	E=		1	1		1	1	2									
	F=											1		1	1		
	Total	2	9	11	7	6	13	24	9	5	14	4	2	6	20		

Attacking skills

		Count of SKILL	#SCORE	#SCORE%	NOSCORE	NOSCORE%	=SCORE	=SCORE%	EFF	
15	ROUSSEAU	ROE	7	4	57%	1	14%	2	29%	29%
8	VERHANNEMAN	ROE	8	3	38%	3	38%	2	25%	13%
12	Gorski	ASS	10	3	30%	3	30%	4	40%	-10%
17	Orczyk	ASS	8	3	38%	3	38%	2	25%	13%
6	Andringa	ASS	4	2	50%	1	25%	1	25%	25%
3	Paulides	ROE	1	1	100%	0	0%	0	0%	100%
12	VAN HIRTUM	ROE	2	1	50%	1	50%	0	0%	50%
14	TERVAPORTTI	ROE	2	1	50%	1	50%	0	0%	50%
5	COOLMAN	ROE	4	0	0%	4	100%	0	0%	0%
10	Diefenbach	ASS	3	0	0%	3	100%	0	0%	0%
13	VERSCHUEREN	ASS	1	0	0%	0	0%	1	100%	-100%
14	Sugrañes Martinez	ASS	3	0	0%	1	33%	2	67%	-67%



2014-2015

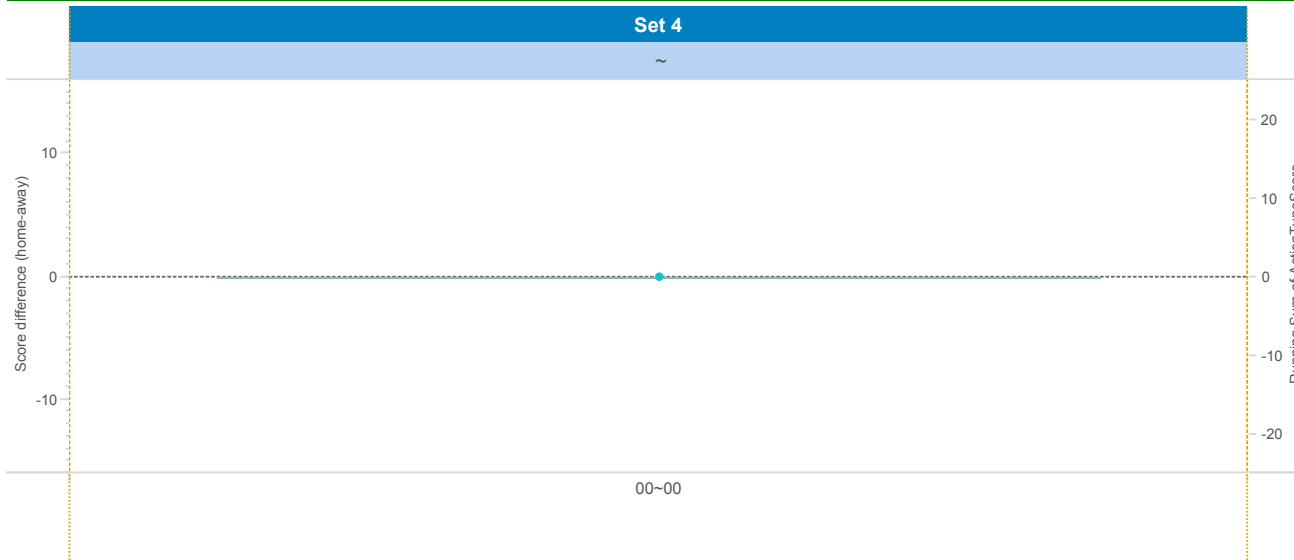
DATA

BelgiumVolleyStats.be
By Marnix Acar

© Trainerstuff.be
By Wouter Laroy

VIZ

(20150214) ROE ~ ASS (3 ~ 0)
Set analysis - Set 4



TEAM_NAME

ROE

UPPER LEFT:

+1: A# - B# - S# -1: A=, A/, B=, B/, S=, R=, D=, F=, S=

LOWER LEFT:

TOI = Team of Interest = Team analyzed OPP = Opponent
XXXServe = who served XXXSCORE = who got the point

LOWER RIGHT:

Attack sorted on #SCORE

Attacking skills



2014-2015

DATA

BelgiumVolleyStats.be
By Marnix Acar

© Trainerstuff.be
By Wouter Laroy

VIZ

(20150214) ROE ~ ASS (All)
Set analysis - Set 5

TEAM_NAME

UPPER LEFT:

+1: A# - B# - S# -1: A=, A/, B=, B/, S=, R=, D=, F=, S=

LOWER LEFT:

TOI = Team of Interest = Team analyzed OPP = Opponent
XXXServe = who served XXXSCORE = who got the point

LOWER RIGHT:

Attack sorted on #SCORE

Attacking skills

		Count of SKILL	#SCORE	#SCORE%	NOSCORE	NOSCORE%	=SCORE	=SCORE%	EFF	
8	VERHANNEMAN	ROE	22	12	55%	5	23%	5	23%	32%
12	Gorski	ASS	24	12	50%	5	21%	7	29%	21%
15	ROUSSEAUX	ROE	14	9	64%	3	21%	2	14%	50%
17	Orczyk	ASS	17	8	47%	5	29%	4	24%	24%
6	Andringa	ASS	15	6	40%	4	27%	5	33%	7%
3	Paulides	ROE	7	5	71%	2	29%	0	0%	71%
2	TUERLINCKX	ROE	10	4	40%	5	50%	1	10%	30%
5	COOLMAN	ROE	8	3	38%	5	63%	0	0%	38%
10	Diefenbach	ASS	6	2	33%	4	67%	0	0%	33%
14	Sugrañes Martin..	ASS	7	2	29%	2	29%	3	43%	-14%
14	TERVAPORTTI	ROE	4	2	50%	1	25%	1	25%	25%
11	Overbeeke	ASS	2	1	50%	1	50%	0	0%	50%
12	VAN HIRTUM	ROE	5	1	20%	3	60%	1	20%	0%
13	VERSCHUEREN	ASS	1	0	0%	0	0%	1	100%	####



2014-2015

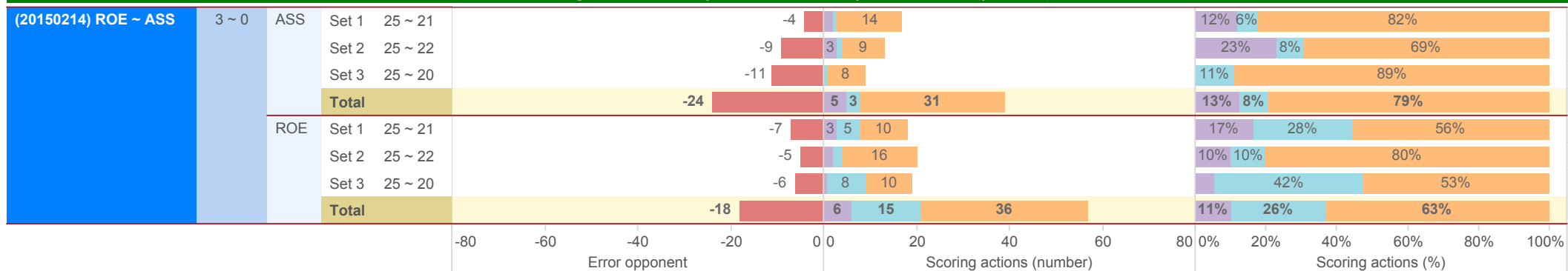
DATA

BelgiumVolleyStats.be
By Marnix Acar

© Trainerstuff.be
By Wouter Laroy

VIZ

(20150214) ROE ~ ASS (3 ~ 0)
Scoring Actions Analyzed: how were points made (per set)



S - Serve B - Block A - Attack



2014-2015

DATA

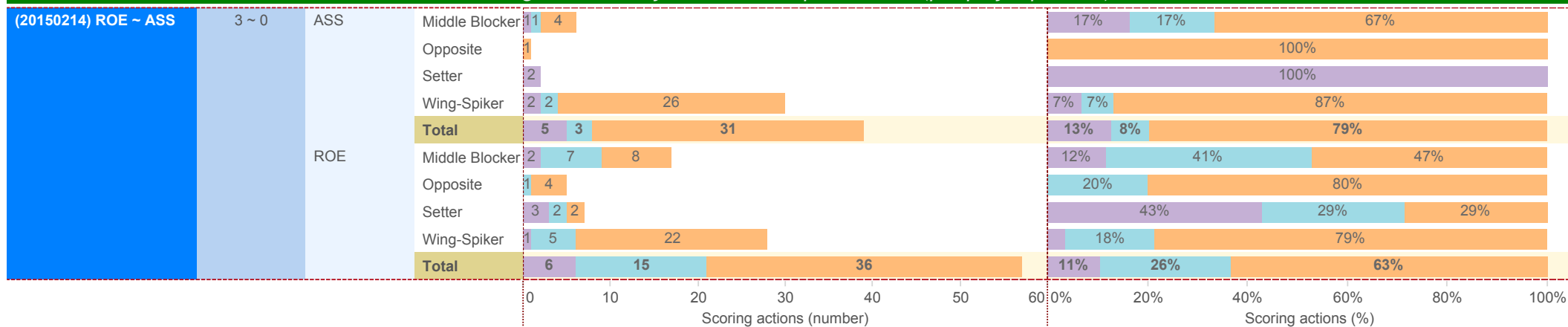
BelgiumVolleyStats.be
By Marnix Acar

© Trainerstuff.be
By Wouter Laroy

VIZ

(20150214) ROE ~ ASS (3 ~ 0)

Scoring Actions Analyzed: how were points made (per player position)



S - Serve B - Block A - Attack



2014-2015

DATA

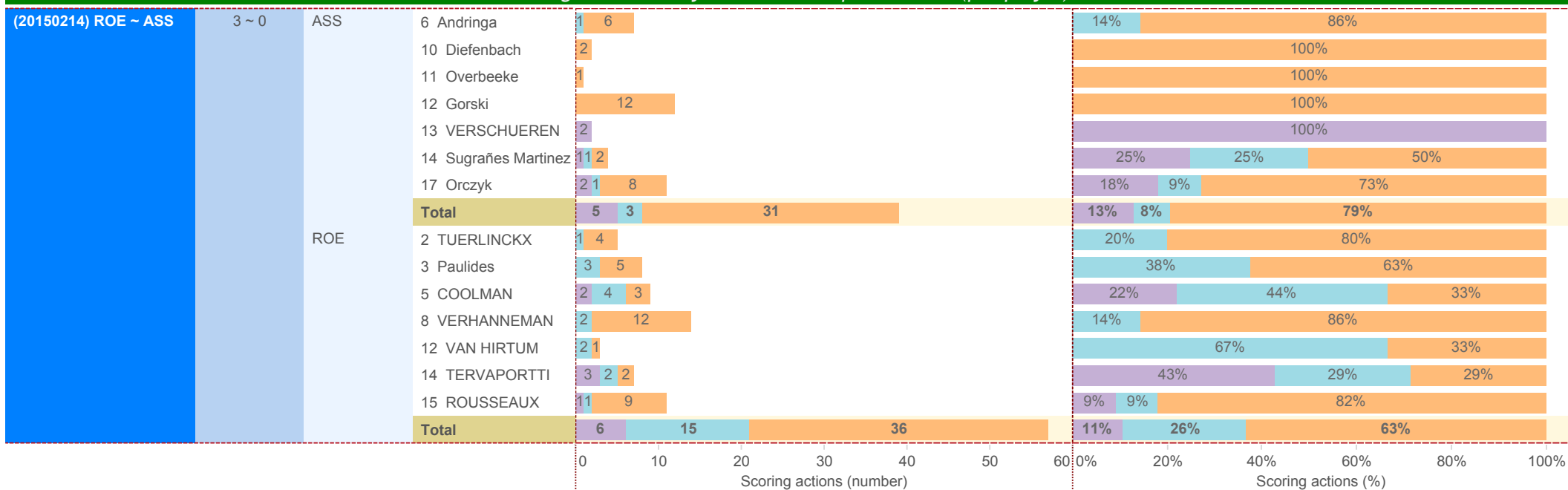
BelgiumVolleyStats.be
By Marnix Acar

© Trainerstuff.be
By Wouter Laroy

VIZ

(20150214) ROE ~ ASS (3 ~ 0)

Scoring Actions Analyzed: how were points made (per player)



S - Serve B - Block A - Attack



2014-2015

DATA

BelgiumVolleyStats.be
By Marnix Acar

© Trainerstuff.be
By Wouter Laroy

VIZ

(20150214) ROE ~ ASS (3 ~ 0)
Skills in detail (per player position): Attack/Block

Category	Skill	Game 1						Game 2		Total	EFF				
		Count	%	Count	%	Count	%	Count	%						
A - Attack	ASS	Middle Blocker	4 (31%)		3 (23%)		3 (23%)		3 (23%)		13	8%			
		Opposite	1 (50%)		1 (50%)						2	50%			
		Setter							1 (100%)		1	-100%			
		Wing-Spiker	26 (46%)		10 (18%)		3 (20%)		1 (2%)		11 (20%)	5 (9%)	56	18%	
		Total	31 (43%)		14 (19%)		6 (21%)		1 (1%)		15 (21%)	5 (7%)	72	15%	
	ROE	Middle Blocker	8 (53%)		5 (33%)		2 ()					15	53%		
		Opposite	4 (40%)		3 (30%)		2 ()				1 (10%)	10	30%		
		Setter	2 (50%)		1 (25%)						1 (25%)	4	25%		
		Wing-Spiker	22 (54%)		7 (17%)		2 (7%)		2 (5%)		3 (7%)	5 (12%)	41	34%	
		Total	36 (51%)		16 (23%)		6 (4%)		2 (3%)		3 (4%)	7 (10%)	70	37%	
B - Block	ASS	Middle Blocker	1 (6%)				4 (41%)		5 (29%)		7 (41%)		17	-35%	
		Setter					1 (63%)		2 (25%)		5 (63%)		8	-63%	
		Wing-Spiker	2 (22%)		1 (11%)		1 (56%)				5 (56%)		9	-33%	
		Total	3 (9%)		1 (3%)		6 (50%)		7 (21%)		17 (50%)		34	-41%	
	ROE	Middle Blocker	7 (35%)				4 (30%)		3 (15%)		6 (30%)		20	5%	
		Opposite	1 (25%)						1 (25%)		2 (50%)		4	-25%	
		Setter	2 (40%)				1 (20%)				1 (20%)		5	0%	
		Wing-Spiker	5 (36%)				1 (21%)		3 (21%)		3 (21%)		2 (14%)	14	0%
		Total	15 (35%)				6 (28%)		7 (16%)		12 (28%)		3 (7%)	43	0%
				0 20 40 60	0 10 20	0 5 10	0 5 10	0 10 20 30	0 5 10	0 50	-100% 0% 100%				
		#	+	!	-	/	=	Count of SKILL	EFF						



2014-2015

DATA

BelgiumVolleyStats.be
By Marnix Acar

© Trainerstuff.be
By Wouter Laroy

VIZ

(20150214) ROE ~ ASS (3 ~ 0)
Skills in detail (per player position): Serve/Reception

S - Serve	ASS	Position	Game 1						Game 2		EFF
			#	+	!	-	/	=	Count of SKILL	EFF	
S - Serve	ASS	Middle Blocker	1 (5%)	2 (10%)	11 (5%)	2 (10%)	1 (5%)	3 (15%)	20	-10%	
		Opposite		1 (100%)				1	0%		
		Setter	2 (13%)	3 (19%)	5 (6%)	4 (25%)	1 (6%)	1 (6%)	16	6%	
		Wing-Spiker	2 (7%)	5 (19%)	7 (11%)	4 (15%)	3 (11%)	6 (22%)	27	-15%	
		Total	5 (8%)	11 (17%)	23 (8%)	10 (16%)	5 (8%)	10 (16%)	64	-8%	
	ROE	Middle Blocker	2 (12%)	4 (24%)	2 ()	6 (35%)		3 (18%)	17	-6%	
		Opposite		1 (17%)	4 ()			1 (17%)	6	-17%	
		Setter	3 (14%)	6 (27%)	9 ()	1 (5%)		3 (14%)	22	0%	
		Wing-Spiker	1 (3%)	5 (17%)	5 (14%)	8 (28%)	4 (14%)	6 (21%)	29	-17%	
		Total	6 (8%)	16 (22%)	20 (5%)	15 (20%)	4 (5%)	13 (18%)	74	-9%	
R - Reception	ASS	Libero	5 (21%)	10 (42%)		6 (25%)		3 (13%)	24	-13%	
		Middle Blocker			1 ()			1	0%		
		Wing-Spiker	10 (29%)	10 (29%)	2 (12%)	7 (21%)	4 (12%)	1 (3%)	34	-3%	
		Total	15 (25%)	20 (34%)	3 (7%)	13 (22%)	4 (7%)	4 (7%)	59	-7%	
		ROE	Libero	4 (25%)	3 (19%)		4 (25%)	3 (19%)	2 (13%)	16	-13%
	Middle Blocker					1 (100%)		1	0%		
	Wing-Spiker		6 (17%)	20 (56%)	2 (6%)	4 (11%)	2 (6%)	2 (6%)	36	-6%	
	Total		10 (19%)	23 (43%)	2 (9%)	9 (17%)	5 (9%)	4 (8%)	53	-8%	
				0 10 20 30 40	0 10 20 30 40	0 10 20 30 40	0 10 20	0 5 10 20	0 50	-20% 0% 20%	
				#	+	!	-	/	=	Count of SKILL	EFF



2014-2015

DATA

BelgiumVolleyStats.be
By Marnix Acar

© Trainerstuff.be
By Wouter Laroy

VIZ

(20150214) ROE ~ ASS (3 ~ 0)

Skills in detail (per player): Attack

A - Attack		ASS	ROE	#	+	!	-	/	=	Count of SKILL	EFF
	6 Andringa	6 (40%)	2 (13%)	1 (27%)	1 (7%)	4 (27%)	1 (7%)	15	7%		
	10 Diefenbach	2 (33%)	1 (17%)	3 ()				6	33%		
	11 Overbeeke	1 (50%)	1 (50%)					2	50%		
	12 Gorski	12 (50%)	5 (21%)	4 (17%)	3 (13%)	24	21%				
	13 VERSCHUEREN			1 (100%)		1	-100%				
	14 Sugrañes Martinez	2 (29%)	2 (29%)	3 (43%)		7	-14%				
	17 Orczyk	8 (47%)	3 (18%)	2 (18%)	3 (18%)	1 (6%)	17	24%			
	Total	31 (43%)	14 (19%)	6 (21%)	1 (1%)	15 (21%)	5 (7%)	72	15%		
	2 TUERLINCKX	4 (40%)	3 (30%)	2 ()		1 (10%)	10	30%			
	3 Paulides	5 (71%)	1 (14%)	1 ()			7	71%			
	5 COOLMAN	3 (38%)	4 (50%)	1 ()			8	38%			
	8 VERHANNEMAN	12 (55%)	3 (14%)	1 (9%)	1 (5%)	2 (9%)	3 (14%)	22	32%		
	12 VAN HIRTUM	1 (20%)	1 (20%)	1 ()	1 (20%)		1 (20%)	5	0%		
	14 TERVAPORTTI	2 (50%)	1 (25%)			1 (25%)	4	25%			
	15 ROUSSEAU	9 (64%)	3 (21%)			1 (7%)	1 (7%)	14	50%		
	Total	36 (51%)	16 (23%)	6 (4%)	2 (3%)	3 (4%)	7 (10%)	70	37%		



2014-2015

DATA

BelgiumVolleyStats.be
By Marnix Acar

© Trainerstuff.be
By Wouter Laroy

VIZ

(20150214) ROE ~ ASS (3 ~ 0)
Skills in detail (per player): Block

B - Block	Skill	Game						Count of SKILL	EFF
		#	+	!	-	/	=		
ASS	6 Andringa	1 (100%)						1	100%
	9 Möller					1 (100%)		1	-100%
	10 Diefenbach			3 (33%)	5 (42%)	4 (33%)		12	-33%
	12 Gorski					4 (100%)		4	-100%
	13 VERSCHUEREN			1 (57%)	2 (29%)	4 (57%)		7	-57%
	14 Sugrañes Martinez	1 (20%)		1 (60%)		3 (60%)		5	-40%
	17 Orczyk	1 (25%)	1 (25%)	1 (25%)		1 (25%)		4	0%
	Total	3 (9%)	1 (3%)	6 (50%)	7 (21%)	17 (50%)		34	-41%
ROE	2 TUERLINCKX	1 (25%)			1 (25%)	2 (50%)		4	-25%
	3 Paulides	3 (33%)		3 (22%)	1 (11%)	2 (22%)		9	11%
	5 COOLMAN	4 (36%)		1 (36%)	2 (18%)	4 (36%)		11	0%
	8 VERHANNEMAN	2 (33%)			2 (33%)	2 (33%)		6	0%
	12 VAN HIRTUM	2 (100%)						2	100%
	14 TERVAPORTTI	2 (40%)		1 (20%)		1 (20%)	1 (20%)	5	0%
	15 ROUSSEAU	1 (17%)		1 (17%)	1 (17%)	1 (17%)	2 (33%)	6	-33%
	Total	15 (35%)		6 (28%)	7 (16%)	12 (28%)	3 (7%)	43	0%
		#	+	!	-	/	=	Count of SKILL	EFF



2014-2015

DATA

BelgiumVolleyStats.be
By Marnix Acar

© Trainerstuff.be
By Wouter Laroy

VIZ

(20150214) ROE ~ ASS (3 ~ 0)

Skills in detail (per player): Serve

S - Serve	ASS								Count of SKILL	EFF
		#	+	!	-	/	=			
	1 Kalasz				1 (100%)				1	0%
	6 Andringa		1 (14%)	3 (14%)	1 (14%)	1 (14%)	1 (14%)	7	-14%	
	10 Diefenbach		2 (22%)	4 (11%)	2 (22%)	1 (11%)		9	0%	
	11 Overbeeke		1 (100%)					1	0%	
	12 Gorski		1 (14%)	1 (14%)	1 (14%)	1 (14%)	3 (43%)	7	-43%	
	13 VERSCHUEREN	2 (13%)	3 (19%)	5 (6%)	4 (25%)	1 (6%)	1 (6%)	16	6%	
	14 Sugrañes Martinez	1 (9%)		7 ()			3 (27%)	11	-18%	
	17 Orczyk	2 (17%)	3 (25%)	3 (8%)	1 (8%)	1 (8%)	2 (17%)	12	0%	
	Total	5 (8%)	11 (17%)	23 (8%)	10 (16%)	5 (8%)	10 (16%)	64	-8%	
	ROE									
	2 TUERLINCKX		1 (17%)	4 ()			1 (17%)	6	-17%	
	3 Paulides		2 (50%)		1 (25%)		1 (25%)	4	-25%	
	4 D'HULST		1 (25%)	2 ()	1 (25%)			4	0%	
	5 COOLMAN	2 (15%)	2 (15%)	2 ()	5 (38%)		2 (15%)	13	0%	
	8 VERHANNEMAN		3 (33%)	1 (11%)	3 (33%)	1 (11%)	1 (11%)	9	-11%	
	12 VAN HIRTUM			2 (13%)	1 (13%)	1 (13%)	4 (50%)	8	-50%	
	14 TERVAPORTTI	3 (17%)	5 (28%)	7 ()			3 (17%)	18	0%	
	15 ROUSSEAU	1 (8%)	2 (17%)	2 (17%)	4 (33%)	2 (17%)	1 (8%)	12	0%	
	Total	6 (8%)	16 (22%)	20 (5%)	15 (20%)	4 (5%)	13 (18%)	74	-9%	
		#	+	!	-	/	=	Count of SKILL	EFF	



2014-2015

DATA

BelgiumVolleyStats.be
By Marnix Acar

© Trainerstuff.be
By Wouter Laroy

VIZ

(20150214) ROE ~ ASS (3 ~ 0)

Skills in detail (per player): Reception

R - Reception	ASS	Game Results							Count of SKILL	EFF
		#	+	!	-	/	=			
	6 Andringa	7 (58%)	3 (25%)	1 (0%)	1 (8%)			12	0%	
	7 Sparidans	5 (21%)	10 (42%)		6 (25%)		3 (13%)	24	-13%	
	8 BAETENS		2 (100%)					2	0%	
	10 Diefenbach			1 (0%)				1	0%	
	17 Orczyk	3 (15%)	5 (25%)	1 (20%)	6 (30%)	4 (20%)	1 (5%)	20	-5%	
	Total	15 (25%)	20 (34%)	3 (7%)	13 (22%)	4 (7%)	4 (7%)	59	-7%	
	ROE									
	3 Paulides				1 (100%)			1	0%	
	6 DEJONCKHEERE	4 (25%)	3 (19%)		4 (25%)	3 (19%)	2 (13%)	16	-13%	
	8 VERHANNEMAN	3 (15%)	13 (65%)	1 (0%)	2 (10%)		1 (5%)	20	-5%	
	12 VAN HIRTUM	2 (33%)	3 (50%)		1 (17%)			6	0%	
	15 ROUSSEAU	1 (10%)	4 (40%)	1 (20%)	1 (10%)	2 (20%)	1 (10%)	10	-10%	
	Total	10 (19%)	23 (43%)	2 (9%)	9 (17%)	5 (9%)	4 (8%)	53	-8%	
		#	+	!	-	/	=	Count of SKILL	EFF	