



2014-2015

DATA

**BelgiumVolleyStats.be**  
By Marnix Acar

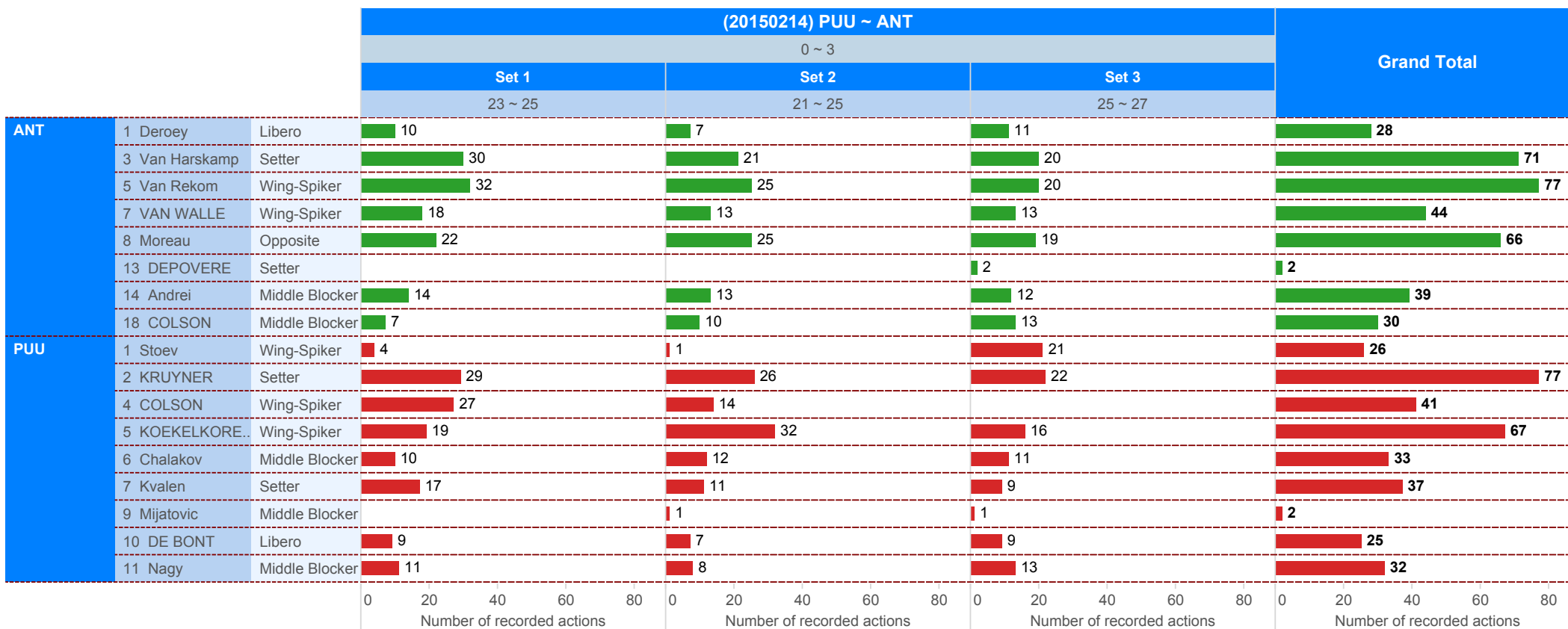
© **Trainerstuff.be**  
By Wouter Laroy

VIZ

Scouting data provided by: Marnix Acar - [www.BelgiumVolleyStats.be](http://www.BelgiumVolleyStats.be)

Data processing and vizualization: Wouter Laroy - [www.trainerstuff.be](http://www.trainerstuff.be)

Questions/Remarks/Suggestions: [info@belgiumvolleystats.be](mailto:info@belgiumvolleystats.be) - [wouterstrainerstuff@gmail.com](mailto:wouterstrainerstuff@gmail.com)



■ SET LOST    ■ SET WON



2014-2015

DATA

BelgiumVolleyStats.be  
By Marnix Acar

© Trainerstuff.be  
By Wouter Laroy

VIZ

(20150214) PUU ~ ANT (0 ~ 3)  
Game analysis

TOI	ScoringActi..	TOIServe						OPPServe							
		TOIScore			OPPScore			Total	TOIScore			OPPScore			Total
		TOI	OPP	Total	TOI	OPP	Total		TOI	OPP	Total	TOI	OPP	Total	
ANT	A#	12		12		34	34	46	35		35		5	5	40
	S#	8		8				8					2	2	2
	A=		4	4				4		4		8	8	12	
	A\		1	1		2	2	3				5	5	5	
	S=					11	11	11		10	10				10
	E=			1	1	2	2	3							
	D=									2	2				2
<b>Total</b>		20	6	26	15	34	49	75	35	16	51	13	7	20	71
PUU	A#	5		5		35	35	40	34		34		12	12	46
	S#	2		2				2				8	8	8	
	A=		8	8		4	4	12			4	4	4	4	
	A\			5				5		2	2	1	1	3	
	S=					10	10	10		11	11				11
	E=									2	2		1	1	3
	D=					2	2	2							
<b>Total</b>		7	13	20	16	35	51	71	34	15	49	6	20	26	75

Attack

		Count of SKILL	%SCORE	=SCORE%	EFF
3 Van Harskamp	ANT	1	100%	0%	100%
1 Stoev	PUU	5	80%	0%	80%
18 COLSON	ANT	7	71%	14%	57%
6 Chalakov	PUU	9	67%	0%	67%
7 Kvalen	PUU	24	67%	13%	54%
11 Nagy	PUU	5	60%	0%	60%
5 Van Rekom	ANT	17	59%	24%	35%
14 Andrei	ANT	12	58%	25%	33%
8 Moreau	ANT	36	53%	14%	39%
5 KOEKELKOREN	PUU	21	43%	19%	24%
7 VAN WALLE	ANT	14	36%	14%	21%
4 COLSON	PUU	10	10%	20%	-10%
2 KRUYNER	PUU	2	0%	0%	0%

Block

		Count of SKILL	#
6 Chalakov	PUU	12	4
11 Nagy	PUU	9	2
7 Kvalen	PUU	2	1
14 Andrei	ANT	11	1
2 KRUYNER	PUU	2	
3 Van Harskamp	ANT	1	
4 COLSON	PUU	2	
5 KOEKELKOREN	PUU	4	
5 Van Rekom	ANT	2	
7 VAN WALLE	ANT	5	
8 Moreau	ANT	8	
18 COLSON	ANT	7	

Serve

		Count of SKILL	#%	=%
18 COLSON	ANT	14	21%	7%
5 Van Rekom	ANT	11	18%	27%
1 Stoev	PUU	6	17%	33%
14 Andrei	ANT	15	13%	13%
8 Moreau	ANT	13	8%	8%
2 KRUYNER	PUU	14	7%	
3 Van Harskamp	ANT	7		14%
4 COLSON	PUU	6		33%
5 KOEKELKOREN	PUU	15		
6 Chalakov	PUU	8		38%
7 Kvalen	PUU	8		25%
7 VAN WALLE	ANT	13		15%
9 Mijatovic	PUU	2		
11 Nagy	PUU	12		8%
13 DEPOVERE	ANT	2		50%

Reception

		Count of SKILL	#%	+%	=%
1 Deroey	ANT	16	25%	44%	
10 DE BONT	PUU	13	23%	31%	8%
4 COLSON	PUU	16	19%	31%	19%
1 Stoev	PUU	12	17%	33%	17%
5 KOEKELKOREN	PUU	19	16%	47%	11%
5 Van Rekom	ANT	42	12%	55%	2%
6 Chalakov	PUU	3		67%	
7 VAN WALLE	ANT	2			50%
11 Nagy	PUU	1		100%	
14 Andrei	ANT	1			

UPPER:  
TOI = Team of Interest = Team analyzed OPP = Opponent  
XXXServe = who served XXXSCORE = who got the point



2014-2015

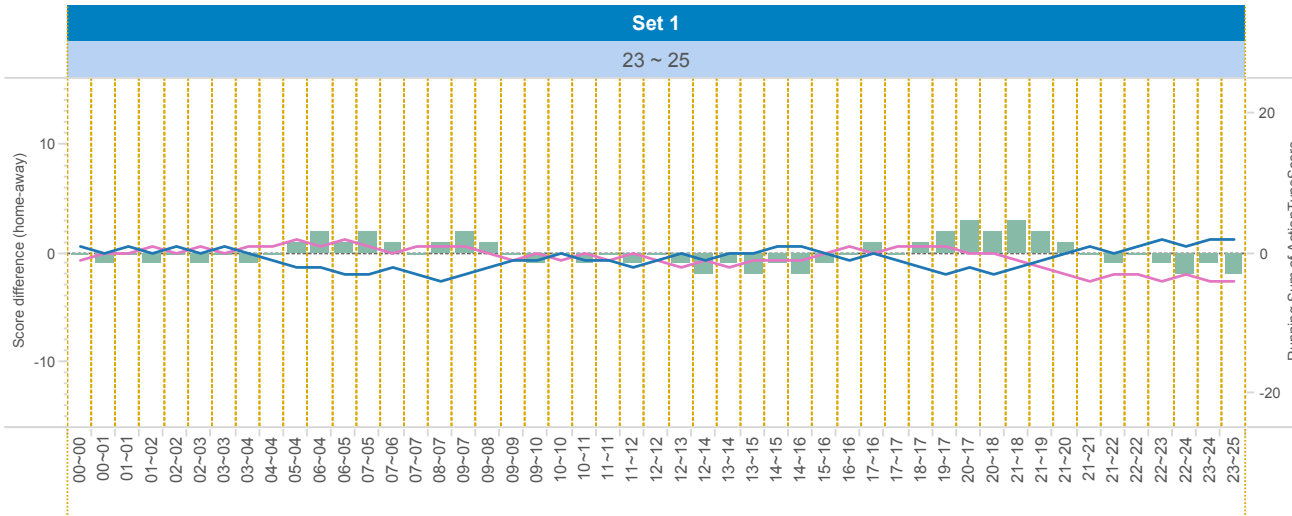
DATA

BelgiumVolleyStats.be  
By Marnix Acar

© Trainerstuff.be  
By Wouter Iaroy

VIZ

(20150214) PUU ~ ANT (0 ~ 3)  
Set analysis - Set 1



TEAM\_NAME

- ANT
- PUU

UPPER LEFT:

+1: A# - B# - S#    -1: A=, A/, B=, B/, S=, R=, D=, F=, S=

LOWER LEFT:

TOI = Team of Interest = Team analyzed    OPP = Opponent  
XXXServe = who served    XXXSCORE = who got the point

LOWER RIGHT:

Attack sorted on #SCORE

		Set 1													
		TOIServe						OPPServe							
		TOIScore			OPPScore			Total	TOIScore			OPPScore			Total
TOI	Scorin..	TOI	OPP	Total	TOI	OPP	Total		TOI	OPP	Total	TOI	OPP	Total	
ANT	A#	5		5		12	12	17	14		14			14	
	S#	3		3			3					1	1	1	
	A=								1	1		4	4	5	
	A/					2	2	2				2	2	2	
	S=					1	1	1		2	2			2	
	E=					1	1	1							
	<b>Total</b>		8		8	4	12	16	24	14	3	17	6	1	7
PUU	A#					14	14	14	12		12		5	5	17
	S#	1		1			1					3	3	3	
	A=		4	4		1	1	5							
	A/		2	2			2	2		2	2			2	
	S=					2	2	2		1	1			1	
	E=									1	1			1	
	<b>Total</b>		1	6	7	3	14	17	24	12	4	16	8	8	24

Attacking skills

		Count of SKILL	#SCORE	#SCORE%	NOSCORE	NOSCORE%	=SCORE	=SCORE%	EFF
7 Kvalen	PUU	11	7	64%	4	36%	0	0%	64%
8 Moreau	ANT	15	7	47%	5	33%	3	20%	27%
5 Van Rekom	ANT	9	5	56%	1	11%	3	33%	22%
7 VAN WALLE	ANT	6	3	50%	3	50%	0	0%	50%
5 KOEKELKOREN	PUU	6	2	33%	3	50%	1	17%	17%
14 Andrei	ANT	4	2	50%	0	0%	2	50%	0%
1 Stoev	PUU	1	1	100%	0	0%	0	0%	100%
3 Van Harskamp	ANT	1	1	100%	0	0%	0	0%	100%
6 Chalakov	PUU	2	1	50%	1	50%	0	0%	50%
11 Nagy	PUU	2	1	50%	1	50%	0	0%	50%
18 COLSON	ANT	2	1	50%	1	50%	0	0%	50%
2 KRUYNER	PUU	1	0	0%	1	100%	0	0%	0%
4 COLSON	PUU	5	0	0%	5	100%	0	0%	0%



2014-2015

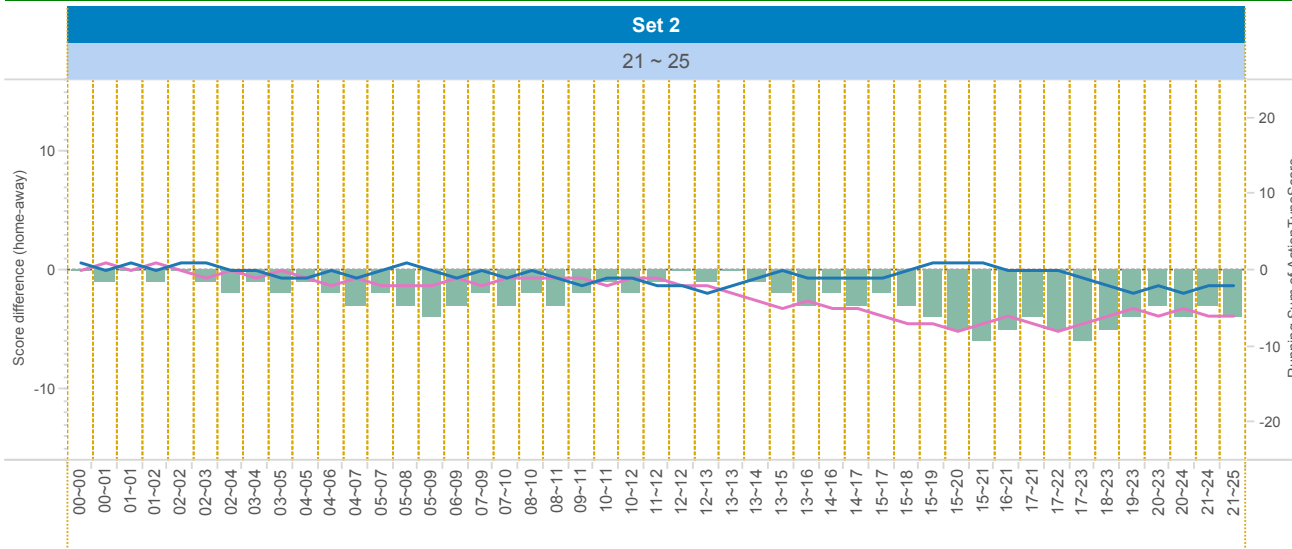
DATA

BelgiumVolleyStats.be  
By Marnix Acar

© Trainerstuff.be  
By Wouter Laroy

VIZ

(20150214) PUU ~ ANT (0 ~ 3)  
Set analysis - Set 2



TEAM\_NAME

- ANT
- PUU

UPPER LEFT:

+1: A# - B# - S#    -1: A=, A/, B=, B/, S=, R=, D=, F=, S=

LOWER LEFT:

TOI = Team of Interest = Team analyzed    OPP = Opponent  
XXXServe = who served    XXXSCORE = who got the point

LOWER RIGHT:

Attack sorted on #SCORE

Attacking skills

		Set 2													
		TOIServe						OPPServe							
		TOIScore			OPPScore			Total	TOIScore			OPPScore			Total
TOI	Scorin..	TOI	OPP	Total	TOI	OPP	Total	TOI	OPP	Total	TOI	OPP	Total	Total	
ANT	A#	5		5		11	11	16	9		9		2	2	11
	S#	1		1				1							1
	A=		3	3				3	2	2		2	2	4	
	A/		1	1				1				2	2	2	
	S=				3		3	3		3	3			3	
	E=					1	1	1							1
	D=									1	1				1
	<b>Total</b>	6	4	10	4	11	15	25	9	6	15	4	2	6	21
PUU	A#	2		2		9	9	11	11		11		5	5	16
	S#												1	1	1
	A=		2	2		2	2	4				3	3	3	
	A/		2	2				2				1	1	1	
	S=					3	3	3		3	3			3	
	E=									1	1				1
	D=					1	1	1							1
	<b>Total</b>	2	4	6	6	9	15	21	11	4	15	4	6	10	25

		Count of SKILL	#SCORE	#SCORE%	NOSCORE	NOSCORE%	=SCORE	=SCORE%	EFF
8 Moreau	ANT	10	7	70%	2	20%	1	10%	60%
5 KOEKELKOREN	PUU	10	5	50%	3	30%	2	20%	30%
7 Kvalen	PUU	7	4	57%	1	14%	2	29%	29%
14 Andrei	ANT	5	3	60%	2	40%	0	0%	60%
6 Chalakov	PUU	2	2	100%	0	0%	0	0%	100%
7 VAN WALLE	ANT	4	2	50%	1	25%	1	25%	25%
4 COLSON	PUU	5	1	20%	2	40%	2	40%	-20%
5 Van Rekom	ANT	4	1	25%	2	50%	1	25%	0%
11 Nagy	PUU	2	1	50%	1	50%	0	0%	50%
18 COLSON	ANT	2	1	50%	0	0%	1	50%	0%
1 Stoev	PUU	1	0	0%	1	100%	0	0%	0%
2 KRUYNER	PUU	1	0	0%	1	100%	0	0%	0%



2014-2015

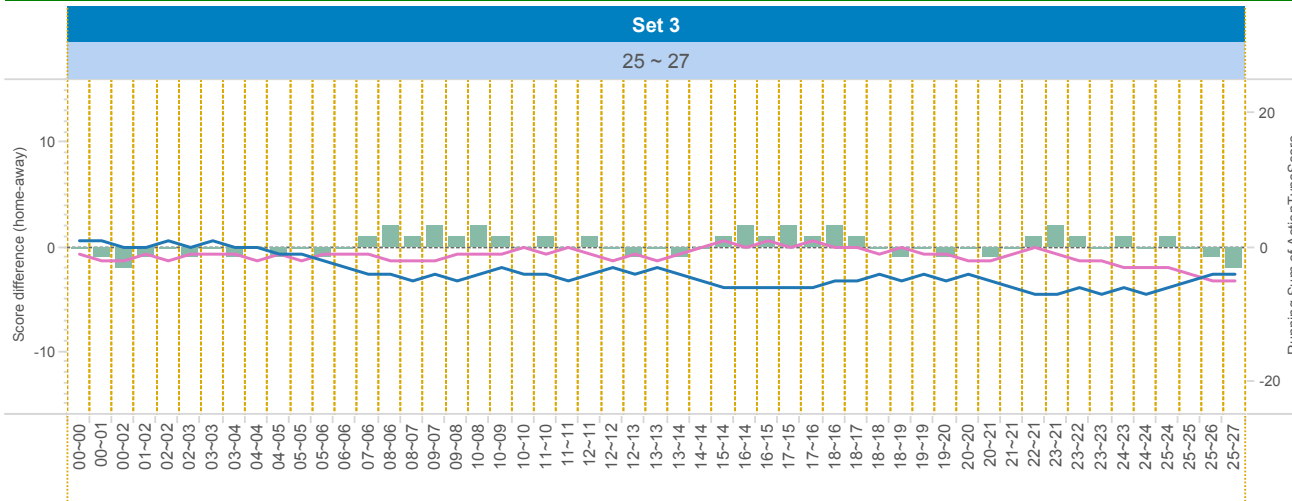
DATA

BelgiumVolleyStats.be  
By Marnix Acar

© Trainerstuff.be  
By Wouter Laroy

ZIV

(20150214) PUU ~ ANT (0 ~ 3)  
Set analysis - Set 3



TEAM\_NAME

- ANT
- PUU

UPPER LEFT:

+1: A# - B# - S#    -1: A=, A/, B=, B/, S=, R=, D=, F=, S=

LOWER LEFT:

TOI = Team of Interest = Team analyzed    OPP = Opponent  
XXXServe = who served    XXXSCORE = who got the point

LOWER RIGHT:

Attack sorted on #SCORE

		Set 3															
		TOIServe							OPPServe								
		TOISCORE			OPPSCORE				Total	TOISCORE			OPPSCORE				Total
TOI	Scorin..	TOI	OPP	Total	TOI	OPP	Total	TOI		OPP	Total	TOI	OPP	Total	Total		
ANT	A#	2		2		11	11	13	12		12		3	3	15		
	S#	4		4				4				1	1	1			
	A=		1	1				1		1		2	2	3			
	A/							1		1		1	1	1			
	S=				7		7	7		5	5			5			
	E=		1	1				1				1	1	1			
	D=									1	1			1			
	<b>Total</b>	6	2	8	7	11	18	26	12	7	19	3	4	7	26		
PUU	A#	3		3		12	12	15	11		11		2	2	13		
	S#	1		1				1				4	4	4			
	A=		2	2	1		1	3			1		1	1			
	A/		1	1				1						1			
	S=				5		5	5		7	7			7			
	E=											1	1	1			
	D=				1		1	1						1			
	<b>Total</b>	4	3	7	7	12	19	26	11	7	18	2	6	8	26		

Attacking skills

		Count of SKILL	#SCORE	#SCORE%	NOSCORE	NOSCORE%	=SCORE	=SCORE%	EFF
7 Kvalen	PUU	6	5	83%	0	0%	1	17%	67%
8 Moreau	ANT	11	5	45%	5	45%	1	9%	36%
5 Van Rekom	ANT	4	4	100%	0	0%	0	0%	100%
1 Stoev	PUU	3	3	100%	0	0%	0	0%	100%
6 Chalakov	PUU	5	3	60%	2	40%	0	0%	60%
18 COLSON	ANT	3	3	100%	0	0%	0	0%	100%
5 KOEKELKOREN	PUU	5	2	40%	2	40%	1	20%	20%
14 Andrei	ANT	3	2	67%	0	0%	1	33%	33%
11 Nagy	PUU	1	1	100%	0	0%	0	0%	100%
7 VAN WALLE	ANT	4	0	0%	3	75%	1	25%	-25%



2014-2015

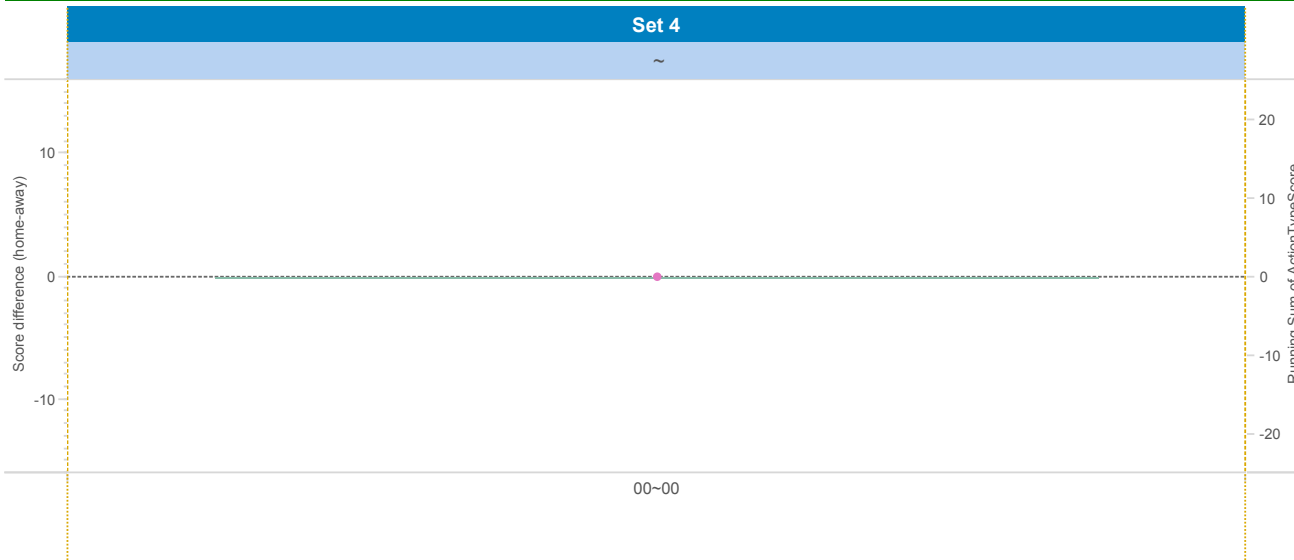
DATA

BelgiumVolleyStats.be  
By Marnix Acar

© Trainerstuff.be  
By Wouter Laroy

VIZ

(20150214) PUU ~ ANT (0 ~ 3)  
Set analysis - Set 4



TEAM\_NAME

PUU

UPPER LEFT:

+1: A# - B# - S#    -1: A=, A/, B=, B/, S=, R=, D=, F=, S=

LOWER LEFT:

TOI = Team of Interest = Team analyzed    OPP = Opponent  
XXXServe = who served    XXXSCORE = who got the point

LOWER RIGHT:

Attack sorted on #SCORE

Attacking skills





2014-2015

DATA

BelgiumVolleyStats.be  
By Marnix Acar

© Trainerstuff.be  
By Wouter Laroy

VIZ

(20150214) PUU ~ ANT (All)  
Set analysis - Set 5

TEAM\_NAME

UPPER LEFT:

+1: A# - B# - S#    -1: A=, A/, B=, B/, S=, R=, D=, F=, S=

LOWER LEFT:

TOI = Team of Interest = Team analyzed    OPP = Opponent  
XXXServe = who served    XXXSCORE = who got the point

LOWER RIGHT:

Attack sorted on #SCORE

## Attacking skills

		Count of SKILL	#SCORE	#SCORE%	NOSCORE	NOSCORE%	=SCORE	=SCORE%	EFF	
8	Moreau	ANT	36	19	53%	12	33%	5	14%	39%
7	Kvalen	PUU	24	16	67%	5	21%	3	13%	54%
5	Van Rekom	ANT	17	10	59%	3	18%	4	24%	35%
5	KOEKELKOREN	PUU	21	9	43%	8	38%	4	19%	24%
14	Andrei	ANT	12	7	58%	2	17%	3	25%	33%
6	Chalakov	PUU	9	6	67%	3	33%	0	0%	67%
7	VAN WALLE	ANT	14	5	36%	7	50%	2	14%	21%
18	COLSON	ANT	7	5	71%	1	14%	1	14%	57%
1	Stoev	PUU	5	4	80%	1	20%	0	0%	80%
11	Nagy	PUU	5	3	60%	2	40%	0	0%	60%
3	Van Harskamp	ANT	1	1	100%	0	0%	0	0%	100%
4	COLSON	PUU	10	1	10%	7	70%	2	20%	-10%
2	KRUYNER	PUU	2	0	0%	2	100%	0	0%	0%



2014-2015

DATA

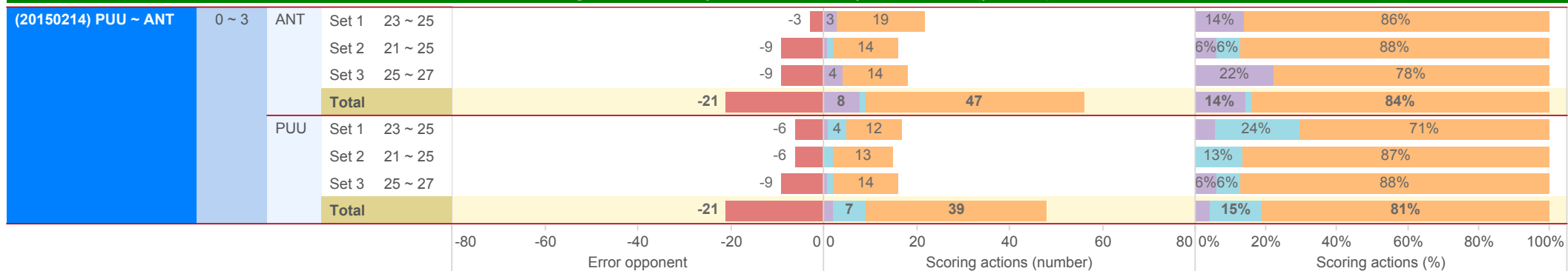
BelgiumVolleyStats.be  
By Marnix Acar

© Trainerstuff.be  
By Wouter Laroy

VIZ

(20150214) PUU ~ ANT (0 ~ 3)

Scoring Actions Analyzed: how were points made (per set)



S - Serve      B - Block      A - Attack





2014-2015

DATA

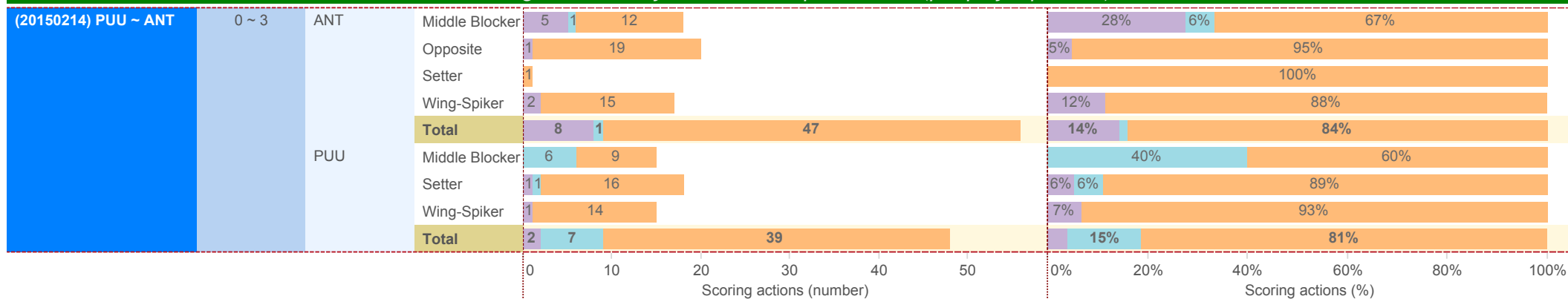
BelgiumVolleyStats.be  
By Marnix Acar

© Trainerstuff.be  
By Wouter Laroy

VIZ

(20150214) PUU ~ ANT (0 ~ 3)

Scoring Actions Analyzed: how were points made (per player position)



S - Serve    B - Block    A - Attack



2014-2015

DATA

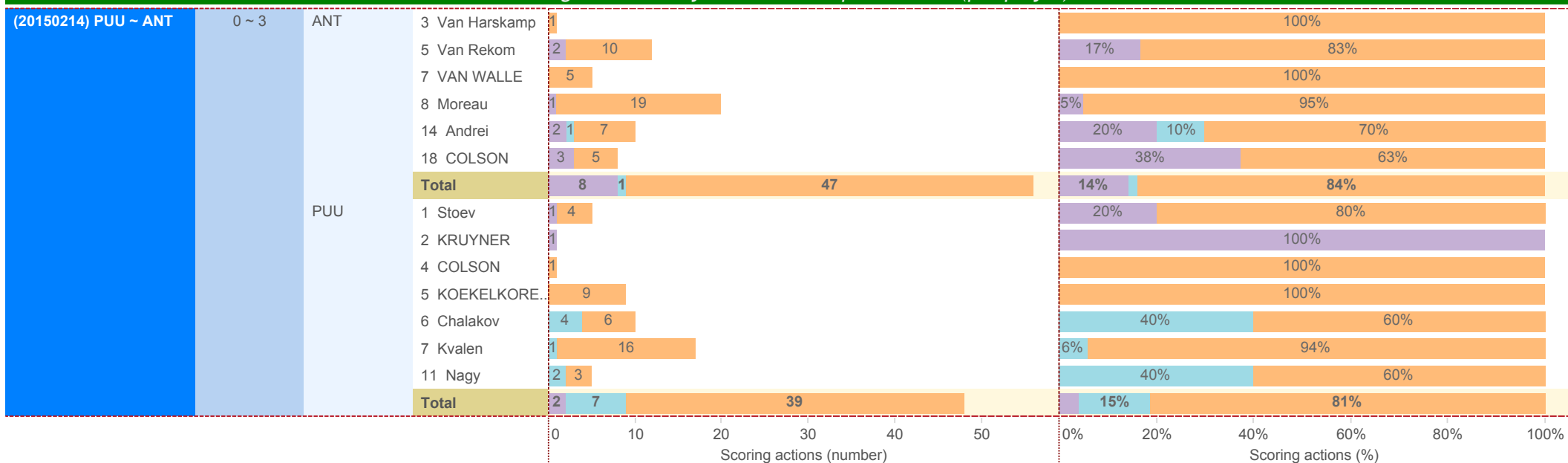
BelgiumVolleyStats.be  
By Marnix Acar

© Trainerstuff.be  
By Wouter Laroy

VIZ

(20150214) PUU ~ ANT (0 ~ 3)

Scoring Actions Analyzed: how were points made (per player)



S - Serve | B - Block | A - Attack



2014-2015

DATA

BelgiumVolleyStats.be  
By Marnix Acar

© Trainerstuff.be  
By Wouter Laroy

VIZ

(20150214) PUU ~ ANT (0 ~ 3)

Skills in detail (per player position): Attack/Block

Skill	Position	Game Won (Green)						Game Lost (Red)		
		#	+	!	-	/	=	Count of SKILL	EFF	
A - Attack	ANT	Middle Blocker	12 (63%)	1 (5%)	1 (11%)	1 (5%)	2 (11%)	2 (11%)	19	42%
		Opposite	19 (53%)	3 (8%)	3 (3%)	6 (17%)	1 (3%)	4 (11%)	36	39%
		Setter	1 (100%)						1	100%
		Wing-Spiker	15 (48%)		3 (13%)	7 (23%)	4 (13%)	2 (6%)	31	29%
		<b>Total</b>	<b>47 (54%)</b>	<b>4 (5%)</b>	<b>7 (8%)</b>	<b>14 (16%)</b>	<b>7 (8%)</b>	<b>8 (9%)</b>	<b>87</b>	<b>37%</b>
	PUU	Middle Blocker	9 (64%)		2 ()	3 (21%)			14	64%
		Setter	16 (62%)		2 ()	5 (19%)		3 (12%)	26	50%
		Wing-Spiker	14 (39%)		4 (3%)	12 (33%)	1 (3%)	5 (14%)	36	22%
		<b>Total</b>	<b>39 (51%)</b>		<b>8 (1%)</b>	<b>20 (26%)</b>	<b>1 (1%)</b>	<b>8 (11%)</b>	<b>76</b>	<b>39%</b>
	B - Block	ANT	Middle Blocker	1 (6%)	2 (11%)	6 ()			9 (50%)	18
Opposite				4 (50%)	2 ()			2 (25%)	8	-25%
Setter								1 (100%)	1	-100%
Wing-Spiker				1 (14%)				6 (86%)	7	-86%
<b>Total</b>			<b>1 (3%)</b>	<b>7 (21%)</b>	<b>8 ()</b>			<b>18 (53%)</b>	<b>34</b>	<b>-50%</b>
PUU		Middle Blocker	6 (29%)	2 (10%)	5 ()	1 (5%)		7 (33%)	21	-5%
		Setter	1 (25%)		1 ()			2 (50%)	4	-25%
		Wing-Spiker		1 (17%)	1 ()			4 (67%)	6	-67%
		<b>Total</b>	<b>7 (23%)</b>	<b>3 (10%)</b>	<b>7 ()</b>	<b>1 (3%)</b>		<b>13 (42%)</b>	<b>31</b>	<b>-19%</b>



2014-2015

DATA

BelgiumVolleyStats.be  
By Marnix Acar

© Trainerstuff.be  
By Wouter Laroy

VIZ

(20150214) PUU ~ ANT (0 ~ 3)

Skills in detail (per player position): Serve/Reception

Skill	Team	Position	Game Outcome						Count of SKILL	EFF
			#	+	!	-	/	=		
S - Serve	ANT	Middle Blocker	5 (17%)	2 (7%)	16 (3%)	2 (7%)	1 (3%)	3 (10%)	29	7%
		Opposite	1 (8%)	2 (15%)	6 (8%)	2 (15%)	1 (8%)	1 (8%)	13	0%
		Setter		1 (11%)	2 (11%)	3 (33%)	1 (11%)	2 (22%)	9	-22%
		Wing-Spiker	2 (8%)	3 (13%)	10 ( )	4 (17%)		5 (21%)	24	-13%
		<b>Total</b>	<b>8 (11%)</b>	<b>8 (11%)</b>	<b>34 (4%)</b>	<b>11 (15%)</b>	<b>3 (4%)</b>	<b>11 (15%)</b>	<b>75</b>	<b>-4%</b>
	PUU	Middle Blocker		5 (23%)	11 ( )	2 (9%)		4 (18%)	22	-18%
Setter	1 (5%)	3 (14%)	10 (5%)	5 (23%)	1 (5%)	2 (9%)	22	-5%		
Wing-Spiker	1 (4%)	5 (19%)	15 ( )	2 (7%)		4 (15%)	27	-11%		
<b>Total</b>	<b>2 (3%)</b>	<b>13 (18%)</b>	<b>36 (1%)</b>	<b>9 (13%)</b>	<b>1 (1%)</b>	<b>10 (14%)</b>	<b>71</b>	<b>-11%</b>		
R - Reception	ANT	Libero	4 (25%)	7 (44%)	1 (6%)	3 (19%)	1 (6%)		16	0%
		Middle Blocker				1 (100%)			1	0%
		Wing-Spiker	5 (11%)	23 (52%)	5 ( )	9 (20%)		2 (5%)	44	-5%
		<b>Total</b>	<b>9 (15%)</b>	<b>30 (49%)</b>	<b>6 (2%)</b>	<b>13 (21%)</b>	<b>1 (2%)</b>	<b>2 (3%)</b>	<b>61</b>	<b>-3%</b>
	PUU	Libero	3 (23%)	4 (31%)	3 ( )	2 (15%)		1 (8%)	13	-8%
		Middle Blocker		3 (75%)	1 ( )				4	0%
Wing-Spiker		8 (17%)	18 (38%)	5 (6%)	6 (13%)	3 (6%)	7 (15%)	47	-15%	
<b>Total</b>	<b>11 (17%)</b>	<b>25 (39%)</b>	<b>9 (5%)</b>	<b>8 (13%)</b>	<b>3 (5%)</b>	<b>8 (13%)</b>	<b>64</b>	<b>-13%</b>		



2014-2015

DATA

BelgiumVolleyStats.be  
By Marnix Acar

© Trainerstuff.be  
By Wouter Laroy

VIZ

(20150214) PUU ~ ANT (0 ~ 3)  
Skills in detail (per player): Attack

A - Attack	ANT	Player	Skills						Count of SKILL	EFF
			#	+	!	-	/	=		
		3 Van Harskamp	1 (100%)						1	100%
		5 Van Rekom	10 (59%)			3 (18%)	3 (18%)	1 (6%)	17	35%
		7 VAN WALLE	5 (36%)		3 (7%)	4 (29%)	1 (7%)	1 (7%)	14	21%
		8 Moreau	19 (53%)	3 (8%)	3 (3%)	6 (17%)	1 (3%)	4 (11%)	36	39%
		14 Andrei	7 (58%)		1 (8%)	1 (8%)	1 (8%)	2 (17%)	12	33%
		18 COLSON	5 (71%)	1 (14%)			1 (14%)		7	57%
		<b>Total</b>	<b>47 (54%)</b>	<b>4 (5%)</b>	<b>7 (8%)</b>	<b>14 (16%)</b>	<b>7 (8%)</b>	<b>8 (9%)</b>	<b>87</b>	<b>37%</b>
	PUU	1 Stoev	4 (80%)			1 (20%)			5	80%
		2 KRUYNER			1 (0)	1 (50%)			2	0%
		4 COLSON	1 (10%)		2 (10%)	5 (50%)	1 (10%)	1 (10%)	10	-10%
		5 KOEKELKOREN	9 (43%)		2 (0)	6 (29%)		4 (19%)	21	24%
		6 Chalakov	6 (67%)		1 (0)	2 (22%)			9	67%
		7 Kvalen	16 (67%)		1 (0)	4 (17%)		3 (13%)	24	54%
		11 Nagy	3 (60%)		1 (0)	1 (20%)			5	60%
		<b>Total</b>	<b>39 (51%)</b>		<b>8 (1%)</b>	<b>20 (26%)</b>	<b>1 (1%)</b>	<b>8 (11%)</b>	<b>76</b>	<b>39%</b>
			#	+	!	-	/	=	Count of SKILL	EFF



2014-2015

DATA

BelgiumVolleyStats.be  
By Marnix Acar

© Trainerstuff.be  
By Wouter Laroy

VIZ

(20150214) PUU ~ ANT (0 ~ 3)  
Skills in detail (per player): Block

B - Block	ANT	Player	Skill					Count of SKILL	EFF	
			#	+	!	-	/			
		3 Van Harskamp						1 (100%)	1	-100%
		5 Van Rekom						2 (100%)	2	-100%
		7 VAN WALLE		1 (20%)				4 (80%)	5	-80%
		8 Moreau		4 (50%)	2 ()			2 (25%)	8	-25%
		14 Andrei	1 (9%)	1 (9%)	4 ()			5 (45%)	11	-36%
		18 COLSON		1 (14%)	2 ()			4 (57%)	7	-57%
		<b>Total</b>	<b>1 (3%)</b>	<b>7 (21%)</b>	<b>8 ()</b>			<b>18 (53%)</b>	<b>34</b>	<b>-50%</b>
	PUU	2 KRUYNER			1 ()			1 (50%)	2	-50%
		4 COLSON						2 (100%)	2	-100%
		5 KOEKELKOREN		1 (25%)	1 ()			2 (50%)	4	-50%
		6 Chalakov	4 (33%)	2 (17%)	1 ()			5 (42%)	12	-8%
		7 Kvalen	1 (50%)					1 (50%)	2	0%
		11 Nagy	2 (22%)		4 ()	1 (11%)		2 (22%)	9	0%
		<b>Total</b>	<b>7 (23%)</b>	<b>3 (10%)</b>	<b>7 ()</b>	<b>1 (3%)</b>		<b>13 (42%)</b>	<b>31</b>	<b>-19%</b>
			#	+	!	-	/	=	Count of SKILL	EFF



2014-2015

DATA

BelgiumVolleyStats.be  
By Marnix Acar

© Trainerstuff.be  
By Wouter Laroy

VIZ

(20150214) PUU ~ ANT (0 ~ 3)  
Skills in detail (per player): Serve

S - Serve		(20150214) PUU ~ ANT (0 ~ 3)							Count of SKILL	EFF
		#	+	!	-	/	=			
ANT	3 Van Harskamp		1 (14%)	2 (14%)	2 (29%)	1 (14%)	1 (14%)	7	-14%	
	5 Van Rekom	2 (18%)	1 (9%)	4 ()	1 (9%)		3 (27%)	11	-9%	
	7 VAN WALLE		2 (15%)	6 ()	3 (23%)		2 (15%)	13	-15%	
	8 Moreau	1 (8%)	2 (15%)	6 (8%)	2 (15%)	1 (8%)	1 (8%)	13	0%	
	13 DEPOVERE				1 (50%)		1 (50%)	2	-50%	
	14 Andrei	2 (13%)		10 (7%)		1 (7%)	2 (13%)	15	0%	
	18 COLSON	3 (21%)	2 (14%)	6 ()	2 (14%)		1 (7%)	14	14%	
	<b>Total</b>	<b>8 (11%)</b>	<b>8 (11%)</b>	<b>34 (4%)</b>	<b>11 (15%)</b>	<b>3 (4%)</b>	<b>11 (15%)</b>	<b>75</b>	<b>-4%</b>	
	PUU	1 Stoev	1 (17%)	1 (17%)	2 ()			2 (33%)	6	-17%
		2 KRUYNER	1 (7%)	1 (7%)	8 (7%)	3 (21%)	1 (7%)		14	7%
		4 COLSON		1 (17%)	2 ()	1 (17%)		2 (33%)	6	-33%
		5 KOEKELKOREN		3 (20%)	11 ()	1 (7%)			15	0%
		6 Chalakov		1 (13%)	3 ()	1 (13%)		3 (38%)	8	-38%
7 Kvalen			2 (25%)	2 ()	2 (25%)		2 (25%)	8	-25%	
9 Mijatovic				1 ()	1 (50%)			2	0%	
11 Nagy			4 (33%)	7 ()			1 (8%)	12	-8%	
<b>Total</b>		<b>2 (3%)</b>	<b>13 (18%)</b>	<b>36 (1%)</b>	<b>9 (13%)</b>	<b>1 (1%)</b>	<b>10 (14%)</b>	<b>71</b>	<b>-11%</b>	
	#	+	!	-	/	=	Count of SKILL	EFF		





2014-2015

DATA

BelgiumVolleyStats.be  
By Marnix Acar

© Trainerstuff.be  
By Wouter Laroy

VIZ

(20150214) PUU ~ ANT (0 ~ 3)  
Skills in detail (per player): Reception

R - Reception	ANT	Game Results						Count of SKILL	EFF
		#	+	!	-	/	=		
	1 Deroey	4 (25%)	7 (44%)	1 (6%)	3 (19%)	1 (6%)	16	0%	
	5 Van Rekom	5 (12%)	23 (55%)	4 ()	9 (21%)	1 (2%)	42	-2%	
	7 VAN WALLE			1 ()		1 (50%)	2	-50%	
	14 Andrei				1 (100%)		1	0%	
	<b>Total</b>	<b>9 (15%)</b>	<b>30 (49%)</b>	<b>6 (2%)</b>	<b>13 (21%)</b>	<b>1 (2%)</b>	<b>61</b>	<b>-3%</b>	
	PUU								
	1 Stoev	2 (17%)	4 (33%)		3 (25%)	1 (8%)	12	-17%	
	4 COLSON	3 (19%)	5 (31%)	3 (6%)	1 (6%)	1 (6%)	16	-19%	
	5 KOEKELKOREN	3 (16%)	9 (47%)	2 (5%)	2 (11%)	1 (5%)	19	-11%	
	6 Chalakov		2 (67%)	1 ()			3	0%	
	10 DE BONT	3 (23%)	4 (31%)	3 ()	2 (15%)	1 (8%)	13	-8%	
	11 Nagy		1 (100%)				1	0%	
	<b>Total</b>	<b>11 (17%)</b>	<b>25 (39%)</b>	<b>9 (5%)</b>	<b>8 (13%)</b>	<b>3 (5%)</b>	<b>64</b>	<b>-13%</b>	
		#	+	!	-	/	=	Count of SKILL	EFF