



2014-2015

DATA

BelgiumVolleyStats.be
By Marnix Acar

© Trainerstuff.be
By Wouter Laroy

VIZ

Scouting data provided by: Marnix Acar - www.BelgiumVolleyStats.be

Data processing and vizualization: Wouter Laroy - www.trainerstuff.be

Questions/Remarks/Suggestions: info@belgiumvolleystats.be - wouterstrainerstuff@gmail.com

		(20150214) HAA ~ MEN					Grand Total	
		3 ~ 2						
		Set 1	Set 2	Set 3	Set 4	Set 5		
		19 ~ 25	25 ~ 20	17 ~ 25	25 ~ 20	15 ~ 7		
HAA	1 Tormans	Opposite	23	21	19	18	16	55 42
	2 Huysegoms	Middle Blocker	4	13	9	12	5	30 13
	6 Van Assche	Wing-Spiker	14	18	30	28	5	51 44
	10 De Beul	Middle Blocker	14	6	8	12	7	25 22
	11 Van Reeth	Libero	6	5	15	6	6	17 21
	12 Verelst	Setter	28	28	24	26	15	69 52
	13 Steenhouwer	Wing-Spiker	33	26	19	26	10	62 52
14 Verspecht	Setter				1		1	
MEN	1 VAN HAARLEM	Setter				1	2	3
	3 SINNESAEEL	Middle Blocker	13	15	15	10	9	28 34
	5 Martinez Gion	Wing-Spiker				8		8
	6 LEMAY	Libero	7	9	10	12	4	17 25
	7 Louati	Wing-Spiker	24	24	21	29	11	45 64
	8 VER EECKE	Wing-Spiker	20	19	25	15	16	45 50
	9 BALDUYCK	Opposite	17	11	15	17	7	32 35
11 DELANGHE	Middle Blocker	9	7	7	8	4	16 19	
14 COSEMANS	Setter	29	24	21	29	14	50 67	

0 50 100 0 50 100 0 50 100 0 50 100 0 50 100 0 50 100
Number of recorded actions Number of recorded actions Number of recorded actions Number of recorded actions Number of recorded actions Number of recorded actions

■ SET WON ■ SET LOST



2014-2015

DATA

BelgiumVolleyStats.be
By Marnix Acar

© Trainerstuff.be
By Wouter Laroy

VIZ

(20150214) HAA ~ MEN (3 ~ 2)
Game analysis

TOI	ScoringActi..	TOIServe						OPPServe							
		TOISCORE			OPPSCORE			Total	TOISCORE			OPPSCORE			Total
		TOI	OPP	Total	TOI	OPP	Total		TOI	OPP	Total	TOI	OPP	Total	
HAA	A#	13		13		42	42	55	48		48		11	11	59
	S#	6		6				6					3	3	3
	A=		7	7		2	2	9		2	2	12	12	14	
	A\		11	11		4	4	15		1	1	10	10	11	
	S=					11	11	11		7	7			7	
	E=		2	2				2		3	3			3	
	D=					1	1	1		1	1			1	
	B=					1	1	1						1	
	Total	19	20	39	19	42	61	100	48	14	62	22	14	36	98
MEN	A#	11		11		48	48	59	42		42		13	13	55
	S#	3		3				3					6	6	6
	A=		12	12		2	2	14		2	2	7	7	9	
	A\		10	10		1	1	11		4	4	11	11	15	
	S=					7	7	7		11	11			11	
	E=					3	3	3				2	2	2	
	D=					1	1	1		1	1			1	
	B=									1	1			1	
	Total	14	22	36	14	48	62	98	42	19	61	20	19	39	100

Attack

		Count of SKILL	%SCORE	=SCORE%	EFF
14 COSEMANS	MEN	1	100%	0%	100%
10 De Beul	HAA	8	75%	13%	63%
11 DELANGHE	MEN	8	63%	25%	38%
2 Huysegoms	HAA	11	55%	18%	36%
3 SINNESAEEL	MEN	16	50%	0%	50%
12 Verelst	HAA	4	50%	0%	50%
7 Louati	MEN	41	49%	20%	29%
6 Van Assche	HAA	37	46%	24%	22%
8 VER EECKE	MEN	30	37%	23%	13%
1 Tormans	HAA	56	36%	20%	16%
13 Steenhouwer	HAA	33	33%	15%	18%
9 BALDUYCK	MEN	38	26%	11%	16%
5 Martinez Gion	MEN	1	0%	0%	0%

Block

		Count of SKILL	#
2 Huysegoms	HAA	13	6
3 SINNESAEEL	MEN	20	5
10 De Beul	HAA	15	3
11 DELANGHE	MEN	13	3
14 COSEMANS	MEN	8	3
1 Tormans	HAA	10	2
7 Louati	MEN	9	2
8 VER EECKE	MEN	2	1
13 Steenhouwer	HAA	7	1
5 Martinez Gion	MEN	1	
9 BALDUYCK	MEN	2	
12 Verelst	HAA	7	

Serve

		Count of SKILL	#%	=%
2 Huysegoms	HAA	15	13%	
13 Steenhouwer	HAA	21	10%	5%
7 Louati	MEN	12	8%	
12 Verelst	HAA	16	6%	13%
3 SINNESAEEL	MEN	17	6%	6%
10 De Beul	HAA	17	6%	29%
8 VER EECKE	MEN	18	6%	11%
1 Tormans	HAA	16		13%
1 VAN HAARLEM	MEN	2		
5 Martinez Gion	MEN	2		
6 Van Assche	HAA	14		7%
9 BALDUYCK	MEN	18		11%
11 DELANGHE	MEN	12		8%
14 COSEMANS	MEN	17		6%
14 Verspecht	HAA	1		

Reception

		Count of SKILL	#%	+%	=%
6 LEMAY	MEN	16	31%	63%	
7 Louati	MEN	35	26%	34%	14%
13 Steenhouwer	HAA	37	16%	46%	3%
11 Van Reeth	HAA	22	14%	59%	
6 Van Assche	HAA	29	10%	52%	7%
8 VER EECKE	MEN	35	9%	23%	3%
5 Martinez Gion	MEN	3		33%	
12 Verelst	HAA	3			

UPPER:
TOI = Team of Interest = Team analyzed OPP = Opponent
XXXServe = who served XXXSCORE = who got the point



2014-2015

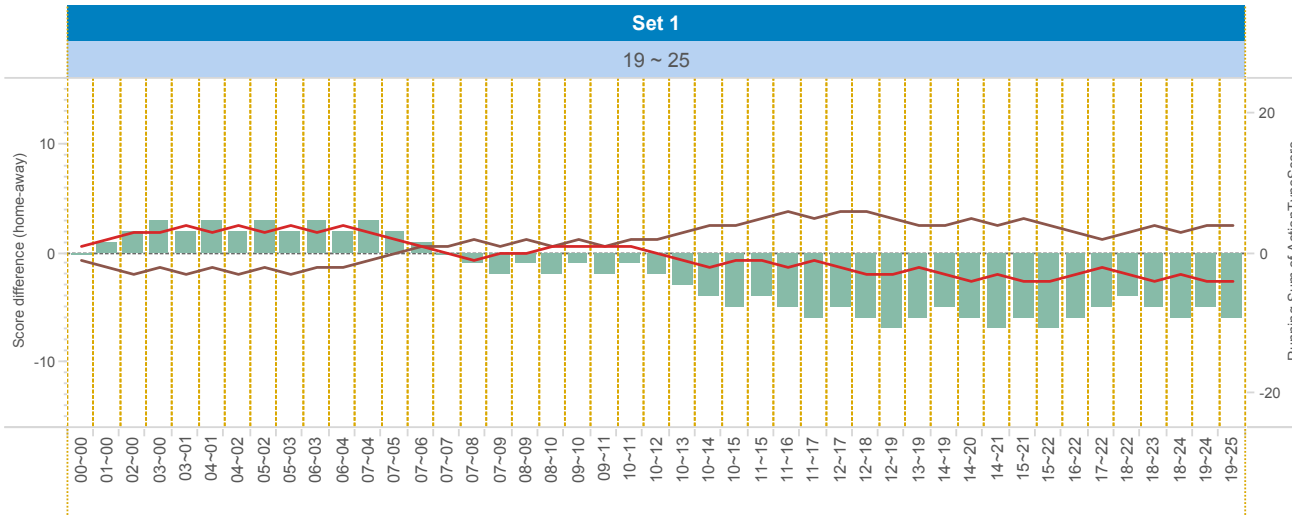
DATA

BelgiumVolleyStats.be
By Marnix Acar

© Trainerstuff.be
By Wouter Iaroy

VIZ

(20150214) HAA ~ MEN (3 ~ 2)
Set analysis - Set 1



TEAM_NAME

- HAA
- MEN

UPPER LEFT:

+1: A# - B# - S# -1: A=, A/, B=, B/, S=, R=, D=, F=, S=

LOWER LEFT:

TOI = Team of Interest = Team analyzed OPP = Opponent
XXXServe = who served XXXSCORE = who got the point

LOWER RIGHT:

Attack sorted on #SCORE

Attacking skills

		Set 1													
		TOIServe					OPPServe								
		TOIScore			OPPScore		Total	TOIScore			OPPScore				Total
TOI	Scorin..	TOI	OPP	Total	TOI	OPP		Total	TOI	OPP	Total	TOI	OPP	Total	
HAA	A#	1		1		10	10	11	10		10		1	1	11
	S#	1		1				1					2	2	
	A=								1	1		3	3	4	
	A/		3	3	1	1	4		1	1	5	5	5	6	
	S=				1	1	1		2	2				2	
	D=				1	1	1								1
	B=				1	1	1								1
	Total	2	3	5	4	10	14	19	10	4	14	8	3	11	25
MEN	A#	1		1		10	10	11	10		10		1	1	11
	S#	2		2				2					1	1	
	A=		3	3	1	1	4								
	A/		5	5	1	1	6		1	1	3	3	3	4	
	S=				2	2	2		1	1				1	
	D=								1	1				1	
	B=								1	1				1	
	Total	3	8	11	4	10	14	25	10	4	14	3	2	5	19

		Count of SKILL	#SCORE	#SCORE%	NOSCORE	NOSCORE%	=SCORE	=SCORE%	EFF	
1	Tormans	HAA	9	4	44%	3	33%	2	22%	22%
9	BALDUYCK	MEN	7	4	57%	3	43%	0	0%	57%
7	Louati	MEN	9	3	33%	3	33%	3	33%	0%
13	Steenhouwer	HAA	11	3	27%	5	45%	3	27%	0%
3	SINNESAEEL	MEN	2	2	100%	0	0%	0	0%	100%
8	VER EECKE	MEN	8	2	25%	4	50%	2	25%	0%
11	DELANGHE	MEN	2	2	100%	0	0%	0	0%	100%
2	Huysegoms	HAA	1	1	100%	0	0%	0	0%	100%
6	Van Assche	HAA	7	1	14%	3	43%	3	43%	-29%
10	De Beul	HAA	2	1	50%	0	0%	1	50%	0%
12	Verelst	HAA	1	1	100%	0	0%	0	0%	100%



2014-2015

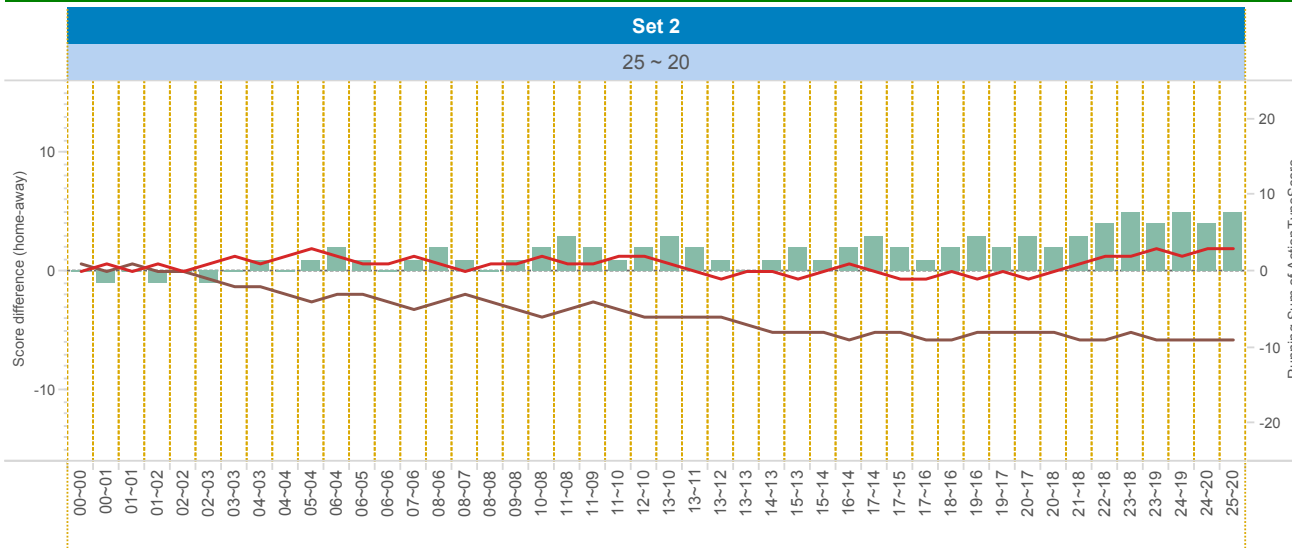
DATA

BelgiumVolleyStats.be
By Marnix Acar

© Trainerstuff.be
By Wouter Laroy

VIV

(20150214) HAA ~ MEN (3 - 2)
Set analysis - Set 2



TEAM_NAME

- HAA
- MEN

UPPER LEFT:

+1: A# - B# - S# -1: A=, A/, B=, B/, S=, R=, D=, F=, S=

LOWER LEFT:

TOI = Team of Interest = Team analyzed OPP = Opponent
XXXServe = who served XXXSCORE = who got the point

LOWER RIGHT:

Attack sorted on #SCORE

Attacking skills

		Set 2													
		TOIServe						OPPServe							
		TOIScore			OPPScore			Total	TOIScore			OPPScore			Total
TOI	Scorin..	TOI	OPP	Total	TOI	OPP	Total	TOI	OPP	Total	TOI	OPP	Total	Total	
HAA	A#	3		3		7	7	10	11		11		2	2	13
	S#	3		3				3							3
	A=		3	3	1		1	4			4			4	4
	A/		2	2	1		1	3							
	S=				5		5	5		2	2			2	2
	D=									1	1				1
	Total	6	5	11	7	7	14	25	11	3	14	4	2	6	20
MEN	A#	2		2		11	11	13	7		7		3	3	10
	S#											3		3	3
	A=		4	4				4		1	1		3	3	4
	A/									1	1		2	2	3
	S=					2		2	2		5		5		5
	D=					1		1	1						
	Total	2	4	6	3	11	14	20	7	7	14	5	6	11	25

		Count of SKILL	#SCORE	#SCORE%	NOSCORE	NOSCORE%	=SCORE	=SCORE%	EFF	
1	Tormans	HAA	15	8	53%	4	27%	3	20%	33%
7	Louati	MEN	8	4	50%	3	38%	1	13%	38%
2	Huysegoms	HAA	4	3	75%	0	0%	1	25%	50%
6	Van Assche	HAA	8	3	38%	3	38%	2	25%	13%
8	VER EECKE	MEN	6	2	33%	2	33%	2	33%	0%
3	SINNESAEEL	MEN	4	1	25%	3	75%	0	0%	25%
9	BALDUYCK	MEN	6	1	17%	4	67%	1	17%	0%
13	Steenhouwer	HAA	3	1	33%	2	67%	0	0%	33%
14	COSEMANS	MEN	1	1	100%	0	0%	0	0%	100%
11	DELANGHE	MEN	1	0	0%	0	0%	1	100%	-100%



2014-2015

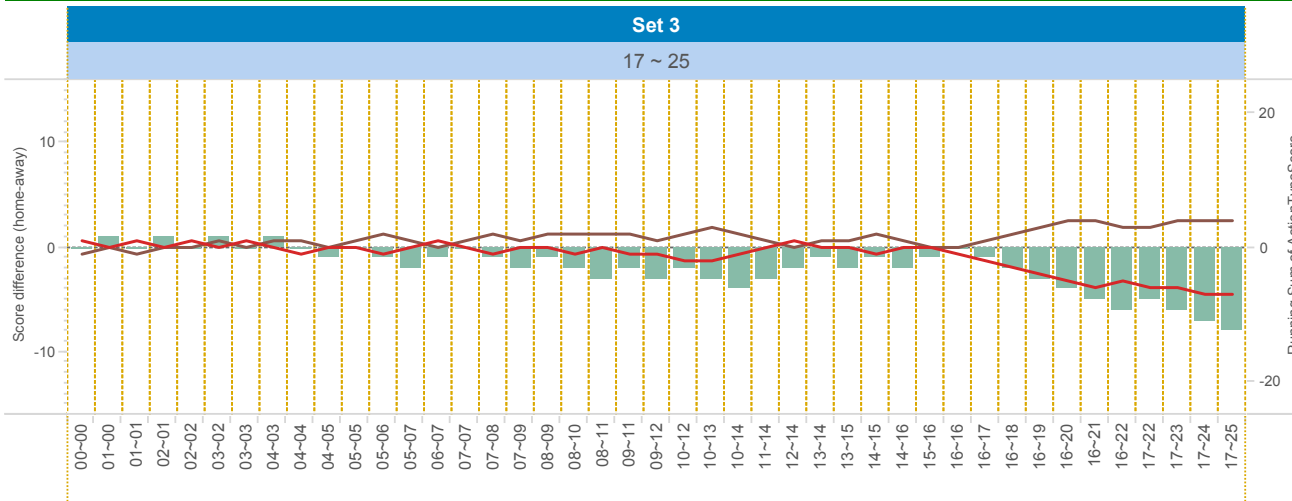
DATA

BelgiumVolleyStats.be
By Marnix Acar

© Trainerstuff.be
By Wouter Laroy

ZIV

(20150214) HAA ~ MEN (3 ~ 2)
Set analysis - Set 3



TEAM_NAME

- HAA
- MEN

UPPER LEFT:

+1: A# - B# - S# -1: A=, A/, B=, B/, S=, R=, D=, F=, S=

LOWER LEFT:

TOI = Team of Interest = Team analyzed OPP = Opponent
XXXServe = who served XXXSCORE = who got the point

LOWER RIGHT:

Attack sorted on #SCORE

		Set 3													
		TOIServe							OPPServe						
		TOIScore			OPPScore				TOIScore			OPPScore			
TOI	Scorin..	TOI	OPP	Total	TOI	OPP	Total	Total	TOI	OPP	Total	TOI	OPP	Total	Total
HAA	A#	1		1		9	9	10	11		11		3	3	14
	S#												1	1	1
	A=		1	1	1		1	2				4		4	4
	A/		2	2	1		1	3				4		4	4
	S=					2		2			1		1		1
	E=										1		1		1
	Total	1	3	4	4	9	13	17	11	2	13	8	4	12	25
MEN	A#	3		3		11	11	14	9		9		1	1	10
	S#	1		1				1							
	A=		4	4				4		1	1	1		1	2
	A/		4	4				4		1	1	2		2	3
	S=					1		1	1		2	2			2
	E=					1		1	1						
	Total	4	8	12	2	11	13	25	9	4	13	3	1	4	17

Attacking skills

		Count of SKILL	#SCORE	#SCORE%	NOSCORE	NOSCORE%	=SCORE	=SCORE%	EFF
7 Louati	MEN	9	6	67%	3	33%	0	0%	67%
13 Steenhouwer	HAA	7	4	57%	2	29%	1	14%	43%
1 Tormans	HAA	15	3	20%	7	47%	5	33%	-13%
6 Van Assche	HAA	10	3	30%	3	30%	4	40%	-10%
3 SINNESAEEL	MEN	4	2	50%	2	50%	0	0%	50%
9 BALDUYCK	MEN	11	2	18%	8	73%	1	9%	9%
10 De Beul	HAA	2	2	100%	0	0%	0	0%	100%
8 VER EECKE	MEN	4	1	25%	1	25%	2	50%	-25%
11 DELANGHE	MEN	1	1	100%	0	0%	0	0%	100%
2 Huysegoms	HAA	1	0	0%	1	100%	0	0%	0%



2014-2015

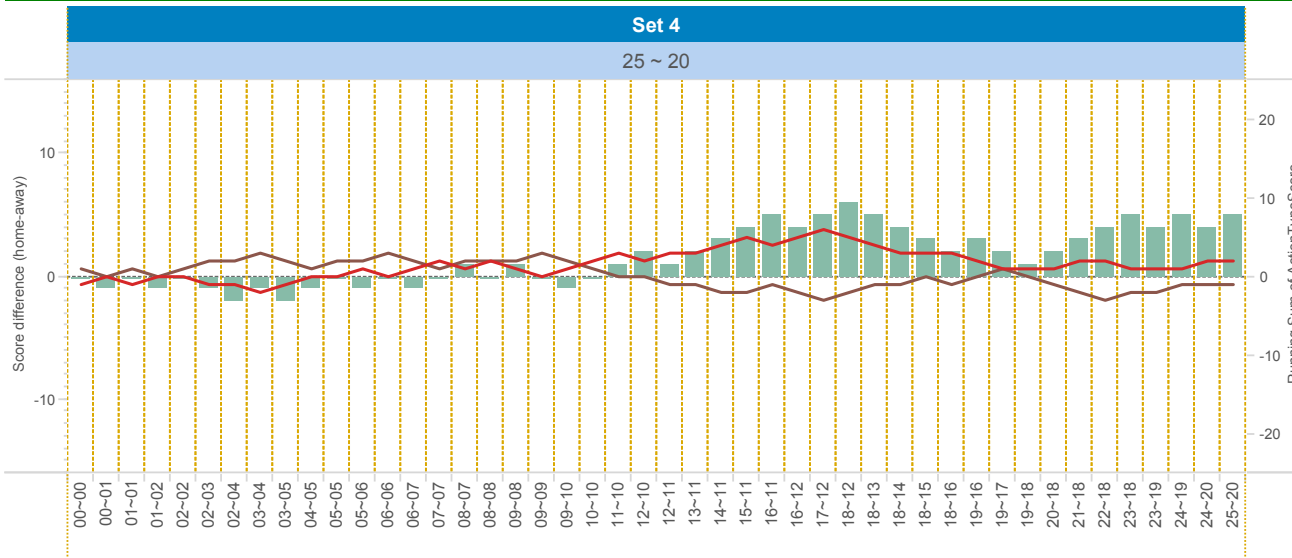
DATA

BelgiumVolleyStats.be
By Marnix Acar

© Trainerstuff.be
By Wouter Laroy

ZIV

(20150214) HAA ~ MEN (3 ~ 2)
Set analysis - Set 4



TEAM_NAME

■ HAA
■ MEN

UPPER LEFT:

+1: A# - B# - S# -1: A=, A/, B=, B/, S=, R=, D=, F=, S=

LOWER LEFT:

TOI = Team of Interest = Team analyzed OPP = Opponent
XXXServe = who served XXXSCORE = who got the point

LOWER RIGHT:

Attack sorted on #SCORE

Attacking skills

		Set 4													
		TOIServe						OPPServe							
		TOISCORE		OPPSCORE		Total	TOISCORE		OPPSCORE		Total	Total			
TOI	Scorin..	TOI	OPP	Total	TOI	OPP	Total	TOI	OPP	Total	TOI	OPP	Total		
HAA	A#	5		5		12	12	17	10		10		4	4	14
	S#	2		2				2					4	4	
	A=		2	2				2	1	1	1		1	2	
	A/		1	1				1			1		1	1	
	S=				2	2	2	2	1	1			2	2	
	E=		1	1			1	1		2	2			2	2
	Total	7	4	11	2	12	14	25	10	4	14	2	4	6	20
MEN	A#	4		4		10	10	14	12		12		5	5	17
	S#												2	2	2
	A=		1	1		1	1	2			2		2	2	
	A/		1	1				1			1		1	1	
	S=				1	1	1	1		2	2			2	2
	E=				2	2	2	2				1		1	1
	Total	4	2	6	4	10	14	20	12	2	14	4	7	11	25

		Count of SKILL	#SCORE	#SCORE%	NOSCORE	NOSCORE%	=SCORE	=SCORE%	EFF	
6	Van Assche	HAA	10	8	80%	2	20%	0	0%	80%
7	Louati	MEN	11	6	55%	2	18%	3	27%	27%
8	VER EECKE	MEN	7	5	71%	2	29%	0	0%	71%
2	Huysegoms	HAA	4	2	50%	1	25%	1	25%	25%
3	SINNESAEEL	MEN	3	2	67%	1	33%	0	0%	67%
11	DELANGHE	MEN	2	2	100%	0	0%	0	0%	100%
13	Steenhouwer	HAA	8	2	25%	6	75%	0	0%	25%
1	Tormans	HAA	10	1	10%	8	80%	1	10%	0%
9	BALDUYCK	MEN	9	1	11%	7	78%	1	11%	0%
10	De Beul	HAA	2	1	50%	1	50%	0	0%	50%
12	Verelst	HAA	2	1	50%	1	50%	0	0%	50%
5	Martinez Gion	MEN	1	0	0%	1	100%	0	0%	0%



2014-2015

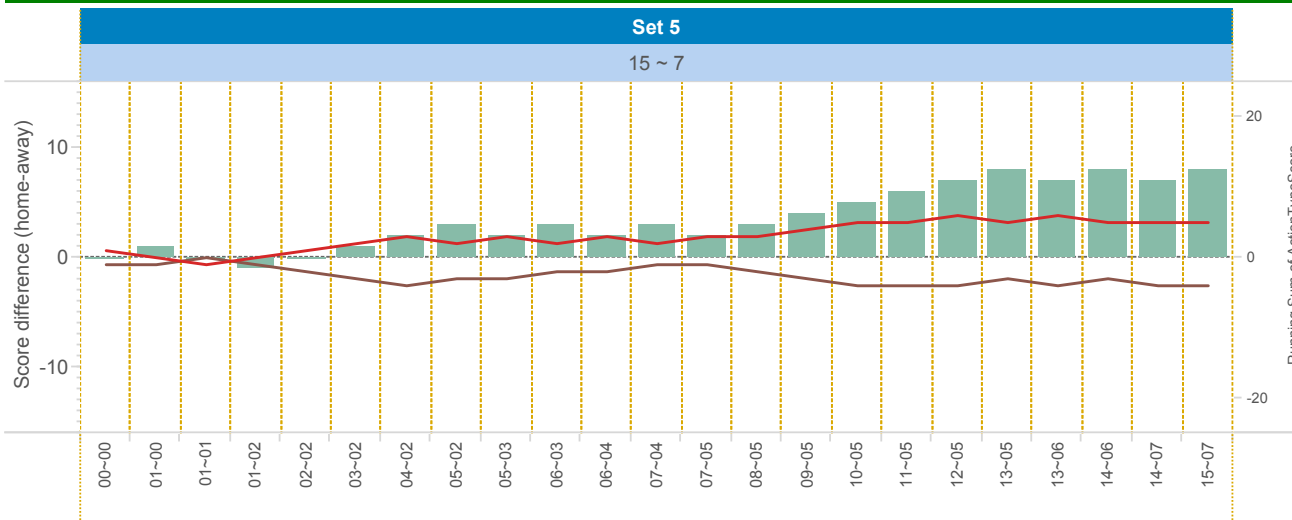
DATA

BelgiumVolleyStats.be
By Marnix Acar

© Trainerstuff.be
By Wouter Laroy

VIZ

(20150214) HAA ~ MEN (3 ~ 2)
Set analysis - Set 5



TEAM_NAME

- HAA
- MEN

UPPER LEFT:

+1: A# - B# - S# -1: A=, A/, B=, B/, S=, R=, D=, F=, S=

LOWER LEFT:

TOI = Team of Interest = Team analyzed OPP = Opponent
XXXServe = who served XXXSCORE = who got the point

LOWER RIGHT:

Attack sorted on #SCORE

		Set 5													
		TOIServe						OPPServe							
		TOISCORE			OPPSCORE			Total	TOISCORE			OPPSCORE			Total
TOI	Scorin..	TOI	OPP	Total	TOI	OPP	Total		TOI	OPP	Total	TOI	OPP	Total	
HAA	A#	3		3		4	4	7	6		6		1	1	7
	A/		3	3	1		1	4							
	A=		1	1			1								
	E=		1	1			1								
	S=				1		1	1		1	1				1
	Total		3	5	8	2	4	6	14	6	1	7		1	1
MEN	A#	1		1		6	6	7	4		4		3	3	7
	A/								1	1		3	3	4	
	A=											1	1	1	
	E=											1	1	1	
	S=				1		1	1		1	1				1
	Total		1		1	1	6	7	8	4	2	6	5	3	8

Attacking skills

		Count of SKILL	#SCORE	#SCORE%	NOSCORE	NOSCORE%	=SCORE	=SCORE%	EFF	
1	Tormans	HAA	56	20	36%	25	45%	11	20%	16%
7	Louati	MEN	41	20	49%	13	32%	8	20%	29%
6	Van Assche	HAA	37	17	46%	11	30%	9	24%	22%
8	VER EECKE	MEN	30	11	37%	12	40%	7	23%	13%
13	Steenhouwer	HAA	33	11	33%	17	52%	5	15%	18%
9	BALDUYCK	MEN	38	10	26%	24	63%	4	11%	16%
3	SINNESAEEL	MEN	16	8	50%	8	50%	0	0%	50%
2	Huysegoms	HAA	11	6	55%	3	27%	2	18%	36%
10	De Beul	HAA	8	6	75%	1	13%	1	13%	63%
11	DELANGHE	MEN	8	5	63%	1	13%	2	25%	38%
12	Verelst	HAA	4	2	50%	2	50%	0	0%	50%
14	COSEMANS	MEN	1	1	100%	0	0%	0	0%	100%
5	Martinez Gion	MEN	1	0	0%	1	100%	0	0%	0%



2014-2015

DATA

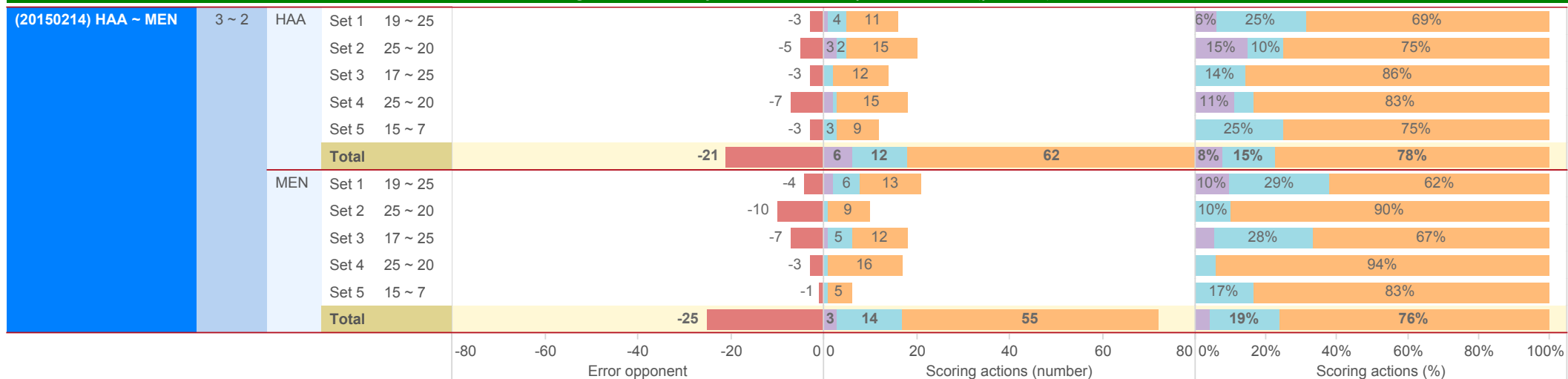
BelgiumVolleyStats.be
By Marnix Acar

© **Trainerstuff.be**
By Wouter Laroy

VIZ

(20150214) HAA ~ MEN (3 ~ 2)

Scoring Actions Analyzed: how were points made (per set)



S - Serve B - Block A - Attack



2014-2015

DATA

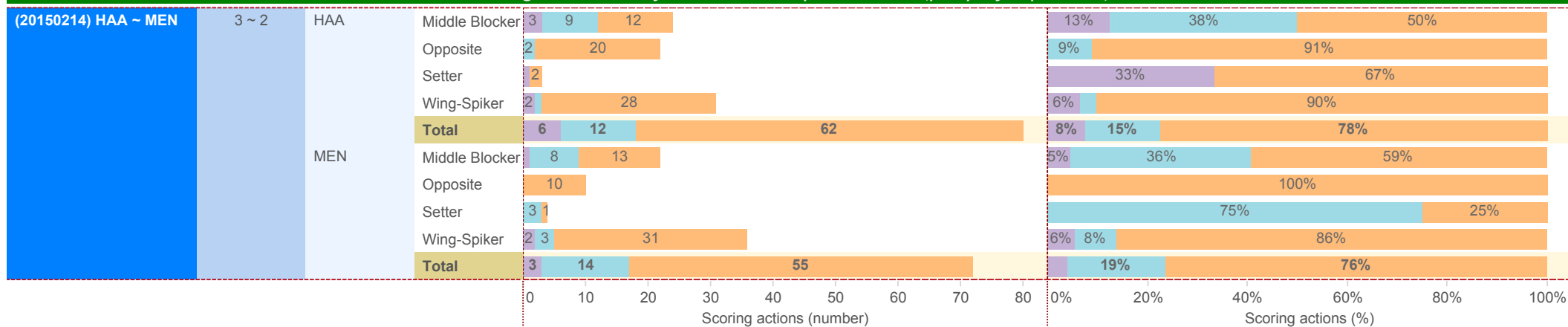
BelgiumVolleyStats.be
By Marnix Acar

© Trainerstuff.be
By Wouter Laroy

VIZ

(20150214) HAA ~ MEN (3 ~ 2)

Scoring Actions Analyzed: how were points made (per player position)





2014-2015

DATA

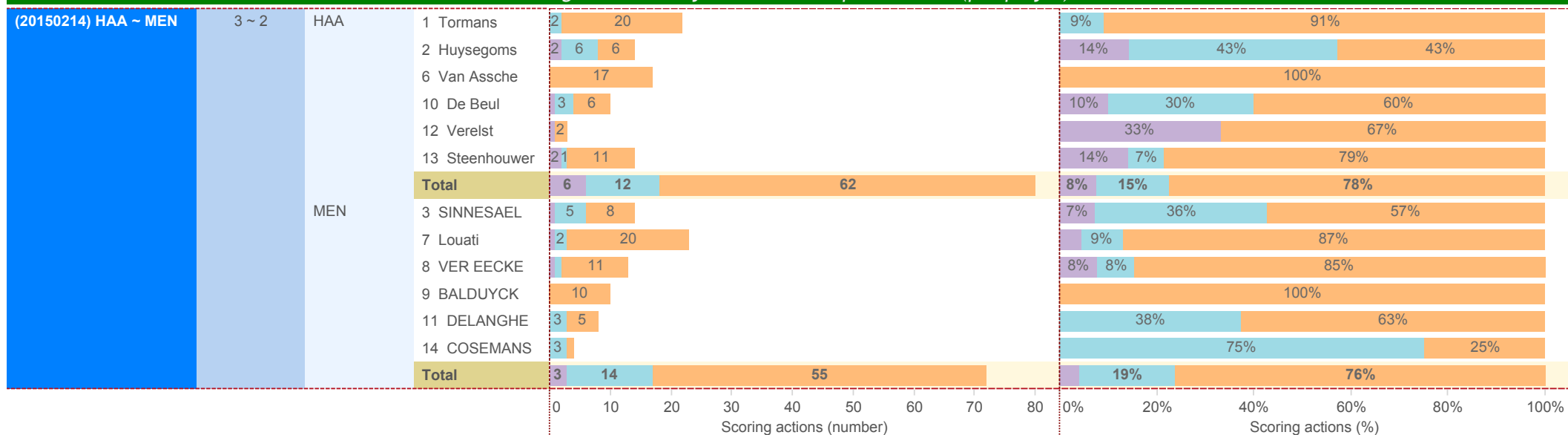
BelgiumVolleyStats.be
By Marnix Acar

© Trainerstuff.be
By Wouter Laroy

VIZ

(20150214) HAA ~ MEN (3 ~ 2)

Scoring Actions Analyzed: how were points made (per player)





2014-2015

DATA

BelgiumVolleyStats.be
By Marnix Acar

© Trainerstuff.be
By Wouter Laroy

VIZ

(20150214) HAA ~ MEN (3 ~ 2)
Skills in detail (per player position): Attack/Block

Category	Team	Position	Game Outcome						Total Count	Efficiency
			W	L	T	W	L	T		
A - Attack	HAA	Middle Blocker	12 (63%)	1 (5%)	1 (11%)	2 (11%)	2 (11%)	1 (5%)	19	47%
		Opposite	20 (36%)	9 (16%)	3 (7%)	13 (23%)	4 (7%)	7 (13%)	56	16%
		Setter	2 (50%)	1 (25%)		1 (25%)			4	50%
		Wing-Spiker	28 (40%)	10 (14%)	6 (11%)	12 (17%)	8 (11%)	6 (9%)	70	20%
		Total	62 (42%)	21 (14%)	10 (9%)	28 (19%)	14 (9%)	14 (9%)	149	23%
	MEN	Middle Blocker	13 (54%)	4 (17%)	1 (4%)	4 (17%)	1 (4%)	1 (4%)	24	46%
		Opposite	10 (26%)	4 (11%)	4 (3%)	16 (42%)	1 (3%)	3 (8%)	38	16%
		Setter	1 (100%)						1	100%
		Wing-Spiker	31 (43%)	4 (6%)	5 (14%)	17 (24%)	10 (14%)	5 (7%)	72	22%
		Total	55 (41%)	12 (9%)	10 (9%)	37 (27%)	12 (9%)	9 (7%)	135	25%
B - Block	HAA	Middle Blocker	9 (32%)	4 (14%)	6 (0)	1 (4%)		8 (29%)	28	4%
		Opposite	2 (20%)	3 (30%)	1 (0)		4 (40%)		10	-20%
		Setter		3 (43%)	1 (0)	1 (14%)		2 (29%)	7	-29%
		Wing-Spiker	1 (14%)	1 (14%)	2 (0)		3 (43%)		7	-29%
		Total	12 (23%)	11 (21%)	10 (0)	2 (4%)		17 (33%)	52	-10%
	MEN	Middle Blocker	8 (24%)	4 (12%)	6 (0)	2 (6%)		13 (39%)	33	-15%
		Opposite			1 (0)		1 (50%)		2	-50%
		Setter	3 (38%)		1 (0)		4 (50%)		8	-13%
		Wing-Spiker	3 (25%)	1 (8%)	2 (0)	2 (17%)		4 (33%)	12	-8%
		Total	14 (25%)	5 (9%)	10 (0)	4 (7%)		22 (40%)	55	-15%
			0 50 100	0 10 20 30	0 5 10 15	0 20 40 60	0 10 20	0 10 20 30	0 50 100 150	-100% 0% 100%
			#	+	!	-	/	=	Count of SKILL	EFF



2014-2015

DATA

BelgiumVolleyStats.be
By Marnix Acar

© Trainerstuff.be
By Wouter Laroy

VIZ

(20150214) HAA ~ MEN (3 ~ 2)

Skills in detail (per player position): Serve/Reception

Skill	Team	Position	Game 1						Game 2		Total	Eff
			#	+	!	-	/	=	Count of SKILL	EFF		
S - Serve	HAA	Middle Blocker	3 (9%)	5 (16%)	14 (3%)	4 (13%)	1 (3%)	5 (16%)	32	-6%		
		Opposite		7 (44%)	3 ()	4 (25%)		2 (13%)	16	-13%		
		Setter	1 (6%)	10 (59%)	2 ()	2 (12%)		2 (12%)	17	-6%		
		Wing-Spiker	2 (6%)	10 (29%)	12 (6%)	7 (20%)	2 (6%)	2 (6%)	35	0%		
		Total	6 (6%)	32 (32%)	31 (3%)	17 (17%)	3 (3%)	11 (11%)	100	-5%		
	MEN	Middle Blocker	1 (3%)	7 (24%)	14 ()	5 (17%)		2 (7%)	29	-3%		
		Opposite		6 (33%)	7 ()	3 (17%)		2 (11%)	18	-11%		
		Setter		6 (32%)	10 ()	2 (11%)		1 (5%)	19	-5%		
		Wing-Spiker	2 (6%)	10 (31%)	14 (6%)	2 (6%)	2 (6%)	2 (6%)	32	0%		
		Total	3 (3%)	29 (30%)	45 (2%)	12 (12%)	2 (2%)	7 (7%)	98	-4%		
R - Reception	HAA	Libero	3 (14%)	13 (59%)		6 (27%)			22	0%		
		Setter				3 (100%)			3	0%		
		Wing-Spiker	9 (14%)	32 (48%)		20 (30%)	2 (3%)	3 (5%)	66	-5%		
		Total	12 (13%)	45 (49%)		29 (32%)	2 (2%)	3 (3%)	91	-3%		
	MEN	Libero	5 (31%)	10 (63%)		1 (6%)			16	0%		
		Wing-Spiker	12 (16%)	21 (29%)		31 (42%)	3 (4%)	6 (8%)	73	-8%		
		Total	17 (19%)	31 (35%)		32 (36%)	3 (3%)	6 (7%)	89	-7%		



2014-2015

DATA

BelgiumVolleyStats.be
By Marnix Acar

© Trainerstuff.be
By Wouter Laroy

VIZ

(20150214) HAA ~ MEN (3 ~ 2)
Skills in detail (per player): Attack

A - Attack		HAA	1 Tormans	2 Huysegoms	6 Van Assche	10 De Beul	12 Verelst	13 Steenhouwer	Total	MEN	3 SINNESAEEL	5 Martinez Gion	7 Louati	8 VER EECKE	9 BALDUYCK	11 DELANGHE	14 COSEMANS	Total	#	+	!	-	/	=	Count of SKILL	EFF
			20 (36%)	9 (16%)	3 (7%)	13 (23%)	4 (7%)	7 (13%)	56		16								16%							
			6 (55%)	1 (9%)	1 (9%)	1 (9%)	1 (9%)	1 (9%)	11		36%															
			17 (46%)	4 (11%)	2 (11%)	5 (14%)	4 (11%)	5 (14%)	37		22%															
			6 (75%)			1 (13%)	1 (13%)		8		63%															
			2 (50%)	1 (25%)		1 (25%)			4		50%															
			11 (33%)	6 (18%)	4 (12%)	7 (21%)	4 (12%)	1 (3%)	33		18%															
			62 (42%)	21 (14%)	10 (9%)	28 (19%)	14 (9%)	14 (9%)	149		23%															
			8 (50%)	3 (19%)	1 ()	4 (25%)			16		50%															
						1 (100%)			1		0%															
			20 (49%)	2 (5%)	2 (12%)	9 (22%)	5 (12%)	3 (7%)	41		29%															
			11 (37%)	2 (7%)	3 (17%)	7 (23%)	5 (17%)	2 (7%)	30		13%															
			10 (26%)	4 (11%)	4 (3%)	16 (42%)	1 (3%)	3 (8%)	38		16%															
			5 (63%)	1 (13%)			1 (13%)	1 (13%)	8		38%															
			1 (100%)						1		100%															
			55 (41%)	12 (9%)	10 (9%)	37 (27%)	12 (9%)	9 (7%)	135		25%															



2014-2015

DATA

BelgiumVolleyStats.be
By Marnix Acar

© Trainerstuff.be
By Wouter Laroy

VIZ

(20150214) HAA ~ MEN (3 ~ 2)

Skills in detail (per player): Block

B - Block	HAA	Player	Skill					Count of SKILL	EFF	
			#	+	!	-	/			
		1 Tormans	2 (20%)	3 (30%)	1 ()			4 (40%)	10	-20%
		2 Huysegoms	6 (46%)	2 (15%)	1 ()	1 (8%)		3 (23%)	13	23%
		10 De Beul	3 (20%)	2 (13%)	5 ()			5 (33%)	15	-13%
		12 Verelst		3 (43%)	1 ()	1 (14%)		2 (29%)	7	-29%
		13 Steenhouer	1 (14%)	1 (14%)	2 ()			3 (43%)	7	-29%
		Total	12 (23%)	11 (21%)	10 ()	2 (4%)		17 (33%)	52	-10%
	MEN	3 SINNESAEL	5 (25%)	3 (15%)	4 ()	1 (5%)		7 (35%)	20	-10%
		5 Martinez Gion						1 (100%)	1	-100%
		7 Louati	2 (22%)	1 (11%)	2 ()	2 (22%)		2 (22%)	9	0%
		8 VER EECKE	1 (50%)					1 (50%)	2	0%
		9 BALDUYCK			1 ()			1 (50%)	2	-50%
		11 DELANGHE	3 (23%)	1 (8%)	2 ()	1 (8%)		6 (46%)	13	-23%
		14 COSEMANS	3 (38%)		1 ()			4 (50%)	8	-13%
		Total	14 (25%)	5 (9%)	10 ()	4 (7%)		22 (40%)	55	-15%
			#	+	!	-	/	=	Count of SKILL	EFF



2014-2015

DATA

BelgiumVolleyStats.be
By Marnix Acar

© Trainerstuff.be
By Wouter Laroy

VIZ

(20150214) HAA ~ MEN (3 ~ 2)

Skills in detail (per player): Serve

S - Serve	HAA								Count of SKILL	EFF
		#	+	!	-	/	=			
		1 Tormans		7 (44%)	3 ()	4 (25%)		2 (13%)	16	-13%
		2 Huysegoms	2 (13%)	3 (20%)	8 (7%)	1 (7%)	1 (7%)		15	13%
		6 Van Assche		6 (43%)	3 (14%)	2 (14%)	2 (14%)	1 (7%)	14	-7%
		10 De Beul	1 (6%)	2 (12%)	6 ()	3 (18%)		5 (29%)	17	-24%
		12 Verelst	1 (6%)	9 (56%)	2 ()	2 (13%)		2 (13%)	16	-6%
		13 Steenhouver	2 (10%)	4 (19%)	9 ()	5 (24%)		1 (5%)	21	5%
		14 Verspecht		1 (100%)					1	0%
		Total	6 (6%)	32 (32%)	31 (3%)	17 (17%)	3 (3%)	11 (11%)	100	-5%
	MEN	1 VAN HAARLEM		1 (50%)	1 ()				2	0%
		3 SINNESAEL	1 (6%)	3 (18%)	9 ()	3 (18%)		1 (6%)	17	0%
		5 Martinez Gion		2 (100%)					2	0%
		7 Louati	1 (8%)	5 (42%)	6 ()				12	8%
		8 VER EECKE	1 (6%)	3 (17%)	8 (11%)	2 (11%)	2 (11%)	2 (11%)	18	-6%
		9 BALDUYCK		6 (33%)	7 ()	3 (17%)		2 (11%)	18	-11%
		11 DELANGHE		4 (33%)	5 ()	2 (17%)		1 (8%)	12	-8%
		14 COSEMANS		5 (29%)	9 ()	2 (12%)		1 (6%)	17	-6%
		Total	3 (3%)	29 (30%)	45 (2%)	12 (12%)	2 (2%)	7 (7%)	98	-4%
			#	+	!	-	/	=	Count of SKILL	EFF



2014-2015

DATA

BelgiumVolleyStats.be
By Marnix Acar

© Trainerstuff.be
By Wouter Laroy

VIZ

(20150214) HAA ~ MEN (3 ~ 2)
Skills in detail (per player): Reception

R - Reception	HAA	Player	#		+		!		-		/		=		Count of SKILL	EFF
			Count	%	Count	%	Count	%	Count	%	Count	%	Count	%		
		6 Van Assche	3 (10%)	15 (52%)					8 (28%)	1 (3%)	2 (7%)	29			-7%	
		11 Van Reeth	3 (14%)	13 (59%)					6 (27%)			22			0%	
		12 Verelst							3 (100%)			3			0%	
		13 Steenhouver	6 (16%)	17 (46%)					12 (32%)	1 (3%)	1 (3%)	37			-3%	
		Total	12 (13%)	45 (49%)					29 (32%)	2 (2%)	3 (3%)	91			-3%	
	MEN	5 Martinez Gion		1 (33%)					1 (33%)	1 (33%)		3			0%	
		6 LEMAY	5 (31%)	10 (63%)					1 (6%)			16			0%	
		7 Louati	9 (26%)	12 (34%)					9 (26%)		5 (14%)	35			-14%	
		8 VER EECKE	3 (9%)	8 (23%)					21 (60%)	2 (6%)	1 (3%)	35			-3%	
		Total	17 (19%)	31 (35%)					32 (36%)	3 (3%)	6 (7%)	89			-7%	
			#	+	!	-	/	=				Count of SKILL			EFF	