



2014-2015

DATA

**BelgiumVolleyStats.be**  
By Marnix Acar

© **Trainerstuff.be**  
By Wouter Laroy

VIZ

Scouting data provided by: Marnix Acar - www.BelgiumVolleyStats.be

Data processing and vizualization: Wouter Laroy - www.trainerstuff.be

Questions/Remarks/Suggestions: info@belgiumvolleystats.be - wouterstrainerstuff@gmail.com

|           |                | (20150208) ANT ~ HAA       |              |              |              |              | Grand Total  |       |
|-----------|----------------|----------------------------|--------------|--------------|--------------|--------------|--------------|-------|
|           |                | 3 ~ 2                      |              |              |              |              |              |       |
|           |                | Set 1                      | Set 2        | Set 3        | Set 4        | Set 5        |              |       |
|           |                | 25 ~ 19                    | 25 ~ 18      | 21 ~ 25      | 16 ~ 25      | 15 ~ 11      |              |       |
| ANT       | 1 Deroey       | Libero                     | 6            | 11           | 9            | 12           | 9            | 26 21 |
|           | 3 Van Harskamp | Setter                     | 34           | 30           | 37           | 11           |              | 64 48 |
|           | 5 Van Rekom    | Wing-Spiker                | 20           | 17           | 21           | 28           | 8            | 45 49 |
|           | 8 Moreau       | Opposite                   | 12           | 21           | 23           | 19           | 18           | 51 42 |
|           | 9 Van Bemmelen | Middle Blocker             | 14           | 10           | 8            | 12           | 8            | 32 20 |
|           | 10 Jorna       | Wing-Spiker                | 25           | 23           | 22           | 8            |              | 48 30 |
|           | 12 Vandeweyer  | Wing-Spiker                |              |              |              | 18           | 9            | 9 18  |
|           | 13 DEPOVERE    | Setter                     |              |              |              | 30           | 21           | 21 30 |
|           | 14 Andrei      | Middle Blocker             | 9            | 10           | 11           | 2            |              | 19 13 |
| 18 COLSON | Middle Blocker |                            |              |              | 12           | 4            | 12           |       |
| HAA       | 1 Tormans      | Opposite                   | 19           | 18           | 15           | 22           | 11           | 37 48 |
|           | 2 Huysegoms    | Middle Blocker             | 10           | 6            | 3            | 9            | 4            | 20    |
|           | 6 Van Assche   | Wing-Spiker                | 12           | 19           | 20           | 22           | 21           | 42 52 |
|           | 10 De Beul     | Middle Blocker             | 10           | 7            | 7            | 12           | 8            | 19 25 |
|           | 11 Van Reeth   | Libero                     | 9            | 12           | 12           | 7            | 6            | 19 27 |
|           | 12 Verelst     | Setter                     | 31           | 26           | 31           | 39           | 18           | 70 75 |
|           | 13 Steenhouwer | Wing-Spiker                | 19           | 21           | 20           | 25           | 8            | 45 48 |
|           | 14 Verspecht   | Setter                     |              | 9            | 1            |              |              | 9     |
|           | 18 Sybers      | Opposite                   |              | 6            |              |              |              | 6     |
|           |                | 0 50 100 150               | 0 50 100 150 | 0 50 100 150 | 0 50 100 150 | 0 50 100 150 | 0 50 100 150 |       |
|           |                | Number of recorded actions |              |              |              |              |              |       |

■ SET WON ■ SET LOST



2014-2015

DATA

BelgiumVolleyStats.be  
By Marnix Acar

© Trainerstuff.be  
By Wouter Laroy

VIZ

(20150208) ANT ~ HAA (3 ~ 2)  
Game analysis

| TOI          | ScoringActi.. | TOIServe |     |       |          |     |       | OPPServe |          |     |       |          |     |       |       |
|--------------|---------------|----------|-----|-------|----------|-----|-------|----------|----------|-----|-------|----------|-----|-------|-------|
|              |               | TOISCORE |     |       | OPPSCORE |     |       | Total    | TOISCORE |     |       | OPPSCORE |     |       | Total |
|              |               | TOI      | OPP | Total | TOI      | OPP | Total |          | TOI      | OPP | Total | TOI      | OPP | Total |       |
| ANT          | A#            | 13       |     | 13    |          | 37  | 37    | 50       | 42       |     | 42    |          | 11  | 11    | 53    |
|              | S#            | 10       |     | 10    |          |     | 10    | 10       |          |     |       | 5        | 5   | 5     |       |
|              | A=            |          | 7   | 7     |          | 5   | 5     | 12       |          | 5   | 5     | 9        | 9   | 14    |       |
|              | A\            |          | 8   | 8     |          | 4   | 4     | 12       |          | 5   | 5     | 8        | 8   | 13    |       |
|              | S=            |          |     |       |          | 13  | 13    | 13       |          | 10  | 10    |          |     | 10    |       |
|              | E=            |          |     |       |          | 3   | 3     | 3        |          |     |       | 1        | 1   | 1     |       |
|              | B=            |          |     |       |          |     |       |          |          | 2   | 2     |          |     | 2     |       |
| <b>Total</b> |               | 23       | 15  | 38    | 25       | 37  | 62    | 100      | 42       | 22  | 64    | 18       | 16  | 34    | 98    |
| HAA          | A#            | 11       |     | 11    |          | 42  | 42    | 53       | 37       |     | 37    |          | 13  | 13    | 50    |
|              | S#            | 5        |     | 5     |          |     | 5     | 5        |          |     |       | 10       | 10  | 10    |       |
|              | A=            |          | 9   | 9     |          | 5   | 5     | 14       |          | 5   | 5     | 7        | 7   | 12    |       |
|              | A\            |          | 8   | 8     |          | 5   | 5     | 13       |          | 4   | 4     | 8        | 8   | 12    |       |
|              | S=            |          |     |       |          | 10  | 10    | 10       |          | 13  | 13    |          |     | 13    |       |
|              | E=            |          | 1   | 1     |          |     |       | 1        |          | 3   | 3     |          |     | 3     |       |
|              | B=            |          |     |       |          | 2   | 2     | 2        |          |     |       |          |     |       |       |
| <b>Total</b> |               | 16       | 18  | 34    | 22       | 42  | 64    | 98       | 37       | 25  | 62    | 15       | 23  | 38    | 100   |

Attack

|                |     | Count of SKILL | %SCORE | %SCORE | EFF  |
|----------------|-----|----------------|--------|--------|------|
| 9 Van Bemmelen | ANT | 10             | 60%    | 20%    | 40%  |
| 13 Steenhouwer | HAA | 32             | 53%    | 19%    | 34%  |
| 18 COLSON      | ANT | 4              | 50%    | 25%    | 25%  |
| 8 Moreau       | ANT | 55             | 45%    | 20%    | 25%  |
| 10 De Beul     | HAA | 7              | 43%    | 0%     | 43%  |
| 2 Huysegoms    | HAA | 12             | 42%    | 17%    | 25%  |
| 10 Jorna       | ANT | 12             | 42%    | 33%    | 8%   |
| 5 Van Rekom    | ANT | 32             | 41%    | 13%    | 28%  |
| 1 Tormans      | HAA | 48             | 35%    | 25%    | 10%  |
| 14 Andrei      | ANT | 9              | 33%    | 11%    | 22%  |
| 6 Van Assche   | HAA | 19             | 32%    | 21%    | 11%  |
| 12 Verelst     | HAA | 5              | 20%    | 0%     | 20%  |
| 12 Vandeweyer  | ANT | 9              | 11%    | 22%    | -11% |
| 3 Van Harskamp | ANT | 1              | 0%     | 0%     | 0%   |
| 13 DEPOVERE    | ANT | 2              | 0%     | 50%    | -50% |
| 14 Verspecht   | HAA | 1              | 0%     | 0%     | 0%   |
| 18 Sybers      | HAA | 3              | 0%     | 33%    | -33% |

Block

|                |     | Count of SKILL | # |
|----------------|-----|----------------|---|
| 10 De Beul     | HAA | 10             | 4 |
| 2 Huysegoms    | HAA | 7              | 3 |
| 8 Moreau       | ANT | 8              | 3 |
| 9 Van Bemmelen | ANT | 16             | 3 |
| 10 Jorna       | ANT | 6              | 2 |
| 13 Steenhouwer | HAA | 8              | 2 |
| 14 Andrei      | ANT | 13             | 2 |
| 1 Tormans      | HAA | 9              | 1 |
| 3 Van Harskamp | ANT | 5              | 1 |
| 6 Van Assche   | HAA | 11             | 1 |
| 12 Vandeweyer  | ANT | 2              | 1 |
| 12 Verelst     | HAA | 8              | 1 |
| 18 COLSON      | ANT | 4              | 1 |
| 5 Van Rekom    | ANT | 7              |   |
| 13 DEPOVERE    | ANT | 6              |   |

Serve

|                |     | Count of SKILL | %   | %   |
|----------------|-----|----------------|-----|-----|
| 8 Moreau       | ANT | 20             | 20% | 15% |
| 18 COLSON      | ANT | 6              | 17% |     |
| 14 Andrei      | ANT | 9              | 11% | 11% |
| 5 Van Rekom    | ANT | 19             | 11% | 11% |
| 12 Verelst     | HAA | 22             | 9%  |     |
| 1 Tormans      | HAA | 15             | 7%  | 7%  |
| 10 De Beul     | HAA | 15             | 7%  | 13% |
| 3 Van Harskamp | ANT | 16             | 6%  | 31% |
| 9 Van Bemmelen | ANT | 16             | 6%  | 13% |
| 13 Steenhouwer | HAA | 17             | 6%  | 6%  |
| 2 Huysegoms    | HAA | 10             |     | 40% |
| 6 Van Assche   | HAA | 14             |     | 7%  |
| 10 Jorna       | ANT | 7              |     |     |
| 12 Vandeweyer  | ANT | 5              |     |     |
| 13 DEPOVERE    | ANT | 3              |     |     |
| 14 Verspecht   | HAA | 3              |     |     |
| 18 Sybers      | HAA | 2              |     | 50% |

Reception

|                |     | Count of SKILL | %   | %    | %   |
|----------------|-----|----------------|-----|------|-----|
| 1 Deroey       | ANT | 12             | 42% | 25%  | 17% |
| 5 Van Rekom    | ANT | 27             | 41% | 44%  |     |
| 10 Jorna       | ANT | 39             | 21% | 38%  | 5%  |
| 13 Steenhouwer | HAA | 25             | 20% | 48%  | 12% |
| 11 Van Reeth   | HAA | 27             | 19% | 26%  | 4%  |
| 6 Van Assche   | HAA | 35             | 14% | 37%  | 17% |
| 9 Van Bemmelen | ANT | 1              |     | 100% |     |
| 10 De Beul     | HAA | 1              |     | 100% |     |
| 12 Vandeweyer  | ANT | 9              |     | 56%  | 11% |

UPPER:  
TOI = Team of Interest = Team analyzed    OPP = Opponent  
XXXServe = who served    XXXSCORE = who got the point



2014-2015

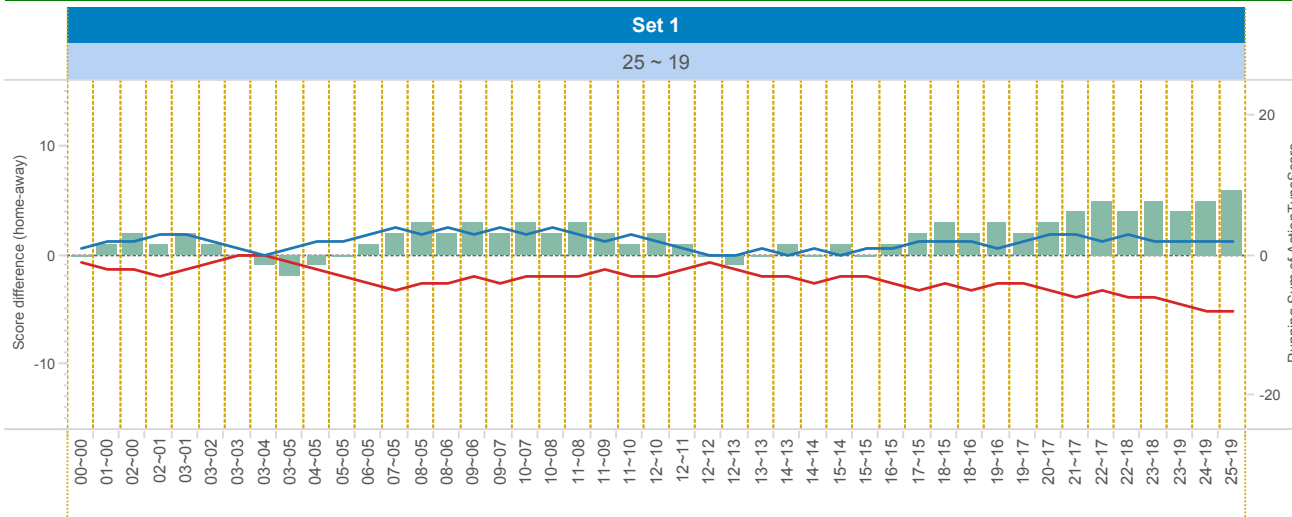
DATA

BelgiumVolleyStats.be  
By Marnix Acar

© Trainerstuff.be  
By Wouter Iaroy

VIZ

(20150208) ANT ~ HAA (3 ~ 2)  
Set analysis - Set 1



TEAM\_NAME

- ANT
- HAA

UPPER LEFT:

+1: A# - B# - S#    -1: A=, A/, B=, B/, S=, R=, D=, F=, S=

LOWER LEFT:

TOI = Team of Interest = Team analyzed    OPP = Opponent  
XXXServe = who served    XXXSCORE = who got the point

LOWER RIGHT:

Attack sorted on #SCORE

Attacking skills

|     |              | Set 1    |     |       |          |     |       |          |          |     |       |          |     |       |       |
|-----|--------------|----------|-----|-------|----------|-----|-------|----------|----------|-----|-------|----------|-----|-------|-------|
|     |              | TOIServe |     |       |          |     |       | OPPServe |          |     |       |          |     |       |       |
|     |              | TOIScore |     |       | OPPScore |     |       | Total    | TOIScore |     |       | OPPScore |     |       | Total |
| TOI | Scorin..     | TOI      | OPP | Total | TOI      | OPP | Total |          | TOI      | OPP | Total | TOI      | OPP | Total |       |
| ANT | A#           | 5        |     | 5     |          | 8   | 8     | 13       | 9        |     | 9     |          | 1   | 1     | 10    |
|     | S#           | 2        |     | 2     |          |     | 2     | 2        |          |     |       |          | 2   | 2     | 2     |
|     | A=           |          | 4   | 4     | 1        |     | 1     | 5        |          |     |       | 1        |     | 1     | 1     |
|     | A/           |          | 1   | 1     |          |     | 1     | 1        |          | 1   | 1     |          | 2   | 2     | 3     |
|     | S=           |          |     |       |          | 3   |       | 3        | 3        |     | 3     | 3        |     |       | 3     |
|     | E=           |          |     |       |          | 1   |       | 1        | 1        |     |       |          |     |       | 1     |
|     | <b>Total</b> |          | 7   | 5     | 12       | 5   | 8     | 13       | 25       | 9   | 4     | 13       | 3   | 3     | 6     |
| HAA | A#           | 1        |     | 1     |          | 9   | 9     | 10       | 8        |     | 8     |          | 5   | 5     | 13    |
|     | S#           | 2        |     | 2     |          |     | 2     | 2        |          |     |       |          | 2   | 2     | 2     |
|     | A=           |          | 1   | 1     |          |     | 1     | 1        |          | 1   | 1     |          | 4   | 4     | 5     |
|     | A/           |          | 2   | 2     | 1        |     | 1     | 3        |          | 1   | 1     |          | 1   | 1     | 1     |
|     | S=           |          |     |       |          | 3   |       | 3        | 3        |     | 3     | 3        |     |       | 3     |
|     | E=           |          |     |       |          |     |       | 1        | 1        |     | 1     |          |     |       | 1     |
|     | <b>Total</b> |          | 3   | 3     | 6        | 4   | 9     | 13       | 19       | 8   | 5     | 13       | 5   | 7     | 12    |

|    |              | Count of SKILL | #SCORE | #SCORE% | NOSCORE | NOSCORE% | =SCORE | =SCORE% | EFF  |       |
|----|--------------|----------------|--------|---------|---------|----------|--------|---------|------|-------|
| 5  | Van Rekom    | ANT            | 7      | 4       | 57%     | 2        | 29%    | 1       | 14%  | 43%   |
| 10 | Jorna        | ANT            | 7      | 4       | 57%     | 2        | 29%    | 1       | 14%  | 43%   |
| 1  | Tormans      | HAA            | 10     | 3       | 30%     | 4        | 40%    | 3       | 30%  | 0%    |
| 8  | Moreau       | ANT            | 6      | 3       | 50%     | 2        | 33%    | 1       | 17%  | 33%   |
| 2  | Huysegoms    | HAA            | 5      | 2       | 40%     | 2        | 40%    | 1       | 20%  | 20%   |
| 9  | Van Bemmelen | ANT            | 3      | 2       | 67%     | 0        | 0%     | 1       | 33%  | 33%   |
| 13 | Steenhouwer  | HAA            | 4      | 2       | 50%     | 1        | 25%    | 1       | 25%  | 25%   |
| 10 | De Beul      | HAA            | 3      | 1       | 33%     | 2        | 67%    | 0       | 0%   | 33%   |
| 12 | Verelst      | HAA            | 1      | 1       | 100%    | 0        | 0%     | 0       | 0%   | 100%  |
| 14 | Andrei       | ANT            | 2      | 1       | 50%     | 1        | 50%    | 0       | 0%   | 50%   |
| 6  | Van Assche   | HAA            | 1      | 0       | 0%      | 0        | 0%     | 1       | 100% | -100% |



2014-2015

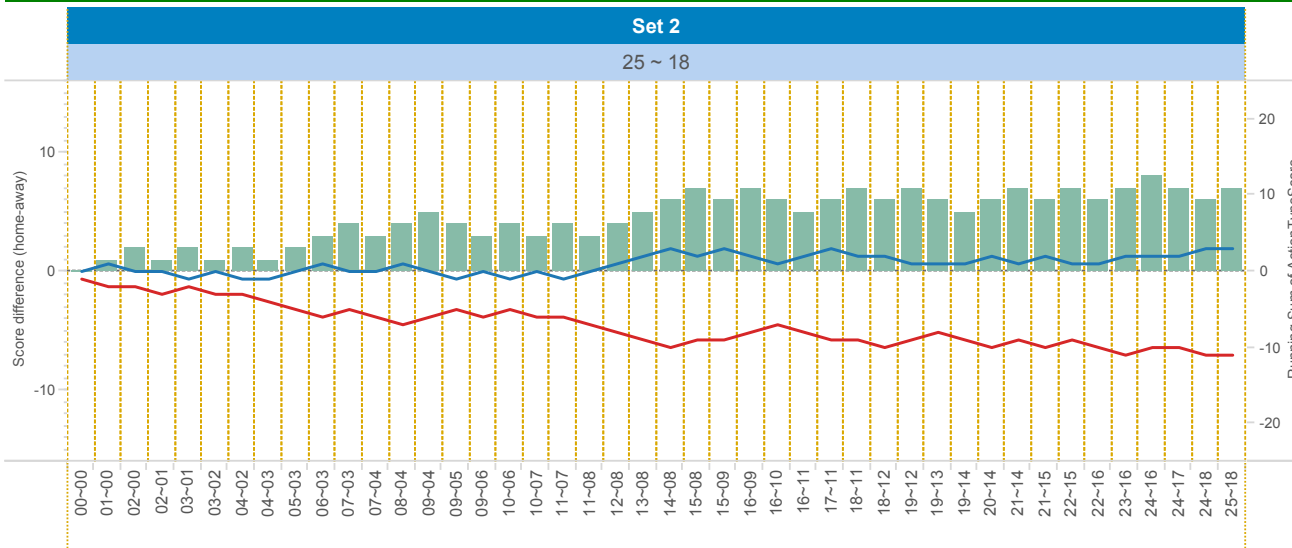
DATA

BelgiumVolleyStats.be  
By Marnix Acar

© Trainerstuff.be  
By Wouter Iaroy

VIZ

(20150208) ANT ~ HAA (3 ~ 2)  
Set analysis - Set 2



TEAM\_NAME

■ ANT

■ HAA

UPPER LEFT:

+1: A# - B# - S#    -1: A=, A/, B=, B/, S=, R=, D=, F=, S=

LOWER LEFT:

TOI = Team of Interest = Team analyzed    OPP = Opponent  
XXXServe = who served    XXXSCORE = who got the point

LOWER RIGHT:

Attack sorted on #SCORE

Attacking skills

|     |              | Set 2    |     |       |          |     |       |          |          |       |     |          |       |       |       |
|-----|--------------|----------|-----|-------|----------|-----|-------|----------|----------|-------|-----|----------|-------|-------|-------|
|     |              | TOIServe |     |       |          |     |       | OPPServe |          |       |     |          |       |       |       |
|     |              | TOIScore |     |       | OPPScore |     |       | Total    | TOIScore |       |     | OPPScore |       |       | Total |
| TOI | Scorin..     | TOI      | OPP | Total | TOI      | OPP | Total | TOI      | OPP      | Total | TOI | OPP      | Total | Total |       |
| ANT | A#           | 4        |     | 4     |          | 9   | 9     | 13       | 8        |       | 8   |          | 2     | 2     | 10    |
|     | S#           | 3        |     | 3     |          |     |       | 3        |          |       |     |          |       |       |       |
|     | A=           |          |     |       |          |     |       |          | 2        | 2     |     |          |       |       | 2     |
|     | A/           |          | 3   | 3     | 1        |     | 1     | 4        |          |       |     | 1        |       | 1     | 1     |
|     | S=           |          |     |       | 4        |     | 4     | 4        |          | 4     | 4   |          |       |       | 4     |
|     | E=           |          |     |       |          |     |       |          |          |       |     | 1        |       | 1     | 1     |
|     | B=           |          |     |       |          |     |       |          | 1        | 1     |     |          |       |       | 1     |
|     | <b>Total</b> | 7        | 3   | 10    | 5        | 9   | 14    | 24       | 8        | 7     | 15  | 2        | 2     | 4     | 19    |
| HAA | A#           | 2        |     | 2     |          | 8   | 8     | 10       | 9        |       | 9   |          | 4     | 4     | 13    |
|     | S#           |          |     |       |          |     |       |          |          |       |     |          | 3     | 3     | 3     |
|     | A=           |          |     |       | 2        |     | 2     | 2        |          |       |     |          |       |       | 2     |
|     | A/           |          | 1   | 1     |          |     |       | 1        |          | 1     |     | 3        |       | 3     | 4     |
|     | S=           |          |     |       | 4        |     | 4     | 4        |          | 4     | 4   |          |       |       | 4     |
|     | E=           |          |     | 1     | 1        |     |       | 1        |          |       |     |          |       |       | 1     |
|     | B=           |          |     |       |          | 1   |       | 1        |          |       |     |          |       |       | 1     |
|     | <b>Total</b> | 2        | 2   | 4     | 7        | 8   | 15    | 19       | 9        | 5     | 14  | 3        | 7     | 10    | 24    |

|                |     | Count of SKILL | #SCORE | #SCORE% | NOSCORE | NOSCORE% | =SCORE | =SCORE% | EFF  |
|----------------|-----|----------------|--------|---------|---------|----------|--------|---------|------|
| 8 Moreau       | ANT | 12             | 7      | 58%     | 4       | 33%      | 1      | 8%      | 50%  |
| 13 Steenhouwer | HAA | 7              | 5      | 71%     | 1       | 14%      | 1      | 14%     | 57%  |
| 1 Tormans      | HAA | 13             | 4      | 31%     | 7       | 54%      | 2      | 15%     | 15%  |
| 2 Huysegoms    | HAA | 3              | 2      | 67%     | 1       | 33%      | 0      | 0%      | 67%  |
| 5 Van Rekom    | ANT | 6              | 2      | 33%     | 4       | 67%      | 0      | 0%      | 33%  |
| 9 Van Bemmelen | ANT | 3              | 2      | 67%     | 1       | 33%      | 0      | 0%      | 67%  |
| 10 Jorna       | ANT | 1              | 1      | 100%    | 0       | 0%       | 0      | 0%      | 100% |
| 3 Van Harskamp | ANT | 1              | 0      | 0%      | 1       | 100%     | 0      | 0%      | 0%   |
| 6 Van Assche   | HAA | 2              | 0      | 0%      | 1       | 50%      | 1      | 50%     | -50% |
| 14 Andrei      | ANT | 3              | 0      | 0%      | 2       | 67%      | 1      | 33%     | -33% |
| 14 Verspecht   | HAA | 1              | 0      | 0%      | 1       | 100%     | 0      | 0%      | 0%   |
| 18 Sybers      | HAA | 3              | 0      | 0%      | 2       | 67%      | 1      | 33%     | -33% |



2014-2015

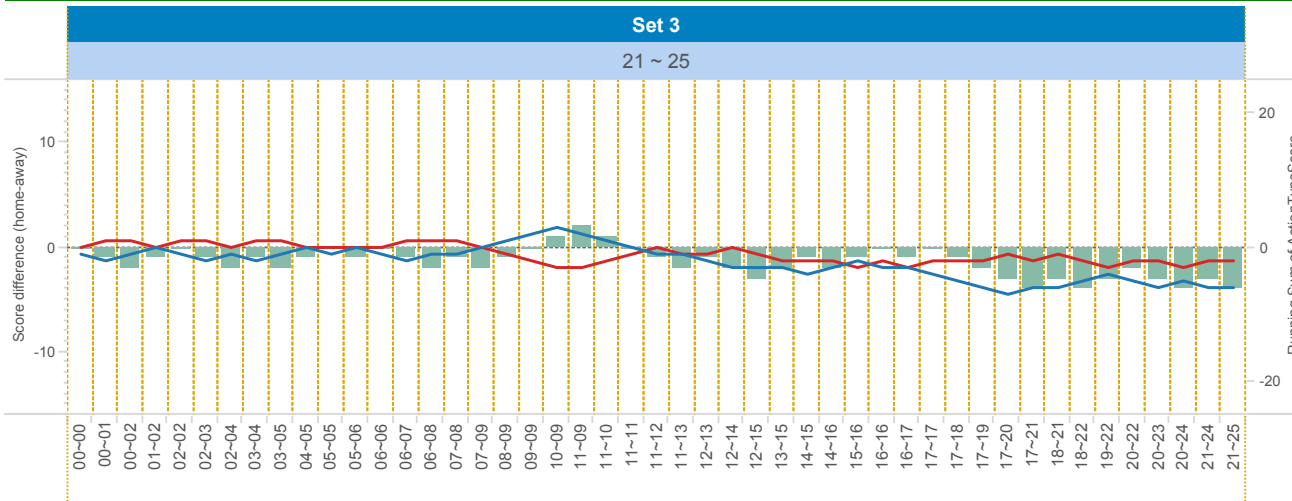
DATA

BelgiumVolleyStats.be  
By Marnix Acar

© Trainerstuff.be  
By Wouter Laroy

ZIV

(20150208) ANT ~ HAA (3 ~ 2)  
Set analysis - Set 3



TEAM\_NAME

- ANT
- HAA

UPPER LEFT:

+1: A# - B# - S#    -1: A=, A/, B=, B/, S=, R=, D=, F=, S=

LOWER LEFT:

TOI = Team of Interest = Team analyzed    OPP = Opponent  
XXXServe = who served    XXXSCORE = who got the point

LOWER RIGHT:

Attack sorted on #SCORE

|     |              | Set 3    |     |       |          |     |       |       |          |     |       |          |     |       |       |
|-----|--------------|----------|-----|-------|----------|-----|-------|-------|----------|-----|-------|----------|-----|-------|-------|
|     |              | TOIServe |     |       |          |     |       |       | OPPServe |     |       |          |     |       |       |
| TOI | Scorin..     | TOIScore |     |       | OPPScore |     |       | Total | TOIScore |     |       | OPPScore |     |       | Total |
|     |              | TOI      | OPP | Total | TOI      | OPP | Total |       | TOI      | OPP | Total | TOI      | OPP | Total |       |
| ANT | A#           | 2        |     | 2     |          | 7   | 7     | 9     | 8        |     | 8     |          | 3   | 3     | 11    |
|     | S#           | 3        |     | 3     |          |     | 3     |       |          |     |       | 1        | 1   | 1     |       |
|     | A=           |          | 1   | 1     | 1        |     | 1     | 2     |          | 1   | 1     | 4        |     | 4     | 5     |
|     | A/           |          | 2   | 2     |          |     | 2     |       | 2        |     | 2     | 3        |     | 3     | 5     |
|     | S=           |          |     |       |          | 5   | 5     | 5     |          | 2   | 2     |          |     |       | 2     |
|     | E=           |          |     |       |          | 1   | 1     | 1     |          |     |       |          |     |       |       |
|     | <b>Total</b> |          | 5   | 3     | 8        | 7   | 7     | 14    | 22       | 8   | 5     | 13       | 7   | 4     | 11    |
| HAA | A#           | 3        |     | 3     |          | 8   | 8     | 11    | 7        |     | 7     |          | 2   | 2     | 9     |
|     | S#           | 1        |     | 1     |          |     | 1     |       |          |     |       | 3        | 3   | 3     |       |
|     | A=           |          | 4   | 4     | 1        |     | 1     | 5     |          | 1   | 1     | 1        |     | 1     | 2     |
|     | A/           |          | 3   | 3     | 2        |     | 2     | 5     |          |     |       | 2        |     | 2     | 2     |
|     | S=           |          |     |       |          | 2   | 2     | 2     |          | 5   | 5     |          |     |       | 5     |
|     | E=           |          |     |       |          |     |       |       |          | 1   | 1     |          |     |       | 1     |
|     | <b>Total</b> |          | 4   | 7     | 11       | 5   | 8     | 13    | 24       | 7   | 7     | 14       | 3   | 5     | 8     |

Attacking skills

|                |     | Count of SKILL | #SCORE | #SCORE% | NOSCORE | NOSCORE% | =SCORE | =SCORE% | EFF   |
|----------------|-----|----------------|--------|---------|---------|----------|--------|---------|-------|
| 1 Tormans      | HAA | 10             | 4      | 40%     | 2       | 20%      | 4      | 40%     | 0%    |
| 5 Van Rekom    | ANT | 7              | 4      | 57%     | 3       | 43%      | 0      | 0%      | 57%   |
| 8 Moreau       | ANT | 13             | 4      | 31%     | 5       | 38%      | 4      | 31%     | 0%    |
| 6 Van Assche   | HAA | 3              | 2      | 67%     | 1       | 33%      | 0      | 0%      | 67%   |
| 10 De Beul     | HAA | 2              | 2      | 100%    | 0       | 0%       | 0      | 0%      | 100%  |
| 13 Steenhouwer | HAA | 7              | 2      | 29%     | 3       | 43%      | 2      | 29%     | 0%    |
| 14 Andrei      | ANT | 3              | 2      | 67%     | 1       | 33%      | 0      | 0%      | 67%   |
| 2 Huysegoms    | HAA | 1              | 0      | 0%      | 1       | 100%     | 0      | 0%      | 0%    |
| 9 Van Bemmelen | ANT | 1              | 0      | 0%      | 0       | 0%       | 1      | 100%    | -100% |
| 10 Jorna       | ANT | 4              | 0      | 0%      | 1       | 25%      | 3      | 75%     | -75%  |
| 12 Verelst     | HAA | 2              | 0      | 0%      | 2       | 100%     | 0      | 0%      | 0%    |



2014-2015

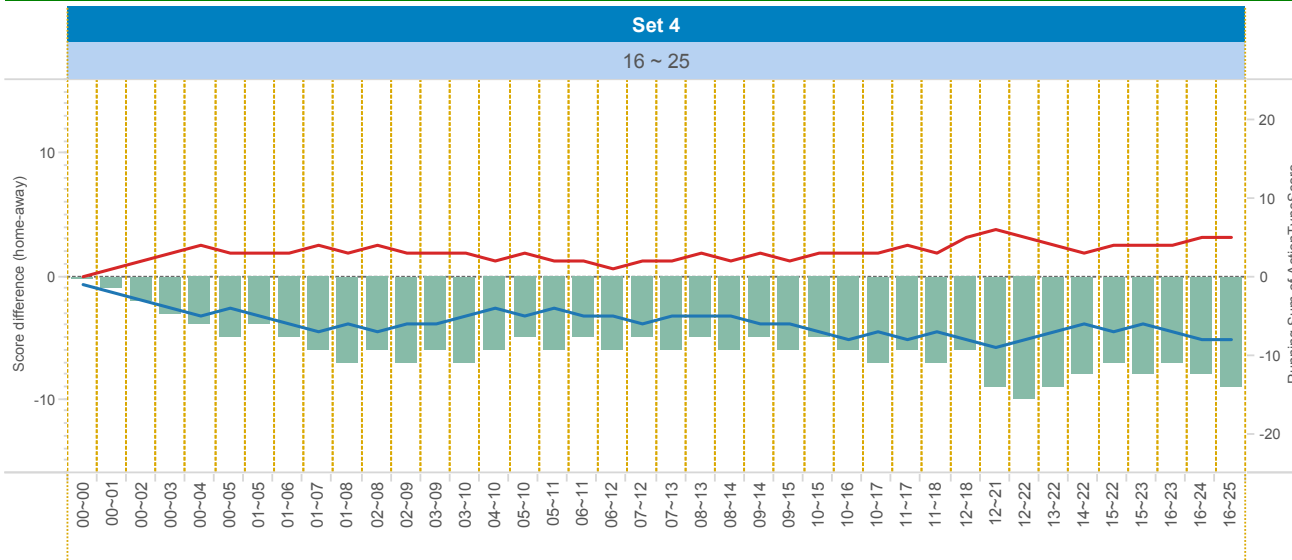
DATA

BelgiumVolleyStats.be  
By Marnix Acar

© Trainerstuff.be  
By Wouter Iaroy

ZIV

(20150208) ANT ~ HAA (3 ~ 2)  
Set analysis - Set 4



TEAM\_NAME

- ANT
- HAA

UPPER LEFT:

+1: A# - B# - S#    -1: A=, A/, B=, B/, S=, R=, D=, F=, S=

LOWER LEFT:

TOI = Team of Interest = Team analyzed    OPP = Opponent  
XXXServe = who served    XXXSCORE = who got the point

LOWER RIGHT:

Attack sorted on #SCORE

Attacking skills

|     |              | Set 4    |     |          |     |       |       |          |     |          |     |       |       |    |    |
|-----|--------------|----------|-----|----------|-----|-------|-------|----------|-----|----------|-----|-------|-------|----|----|
|     |              | TOIServe |     |          |     |       |       | OPPServe |     |          |     |       |       |    |    |
|     |              | TOISCORE |     | OPPSCORE |     | Total | Total | TOISCORE |     | OPPSCORE |     | Total | Total |    |    |
| TOI | Scorin..     | TOI      | OPP | TOI      | OPP |       |       | TOI      | OPP | TOI      | OPP |       |       |    |    |
| ANT | A#           | 1        |     |          | 6   | 6     | 7     | 9        |     |          | 9   | 4     | 4     | 13 |    |
|     | S#           |          |     |          |     |       |       |          |     |          | 2   | 2     | 2     |    |    |
|     | A=           |          |     | 2        |     | 2     | 2     |          | 2   | 2        | 3   | 3     | 5     |    |    |
|     | A/           |          | 2   | 2        |     | 4     | 4     |          | 1   | 1        | 2   | 2     | 3     |    |    |
|     | S=           |          |     | 1        |     | 1     | 1     |          |     |          |     |       |       |    |    |
|     | E=           |          |     | 1        |     | 1     | 1     |          |     |          |     |       |       |    |    |
|     | B=           |          |     |          |     |       |       |          | 1   | 1        |     |       |       | 1  |    |
|     | <b>Total</b> |          | 1   | 2        | 3   | 6     | 6     | 12       | 15  | 9        | 4   | 13    | 5     | 6  | 11 |
| HAA | A#           | 4        |     | 4        |     | 9     | 13    | 6        |     | 6        |     | 1     | 1     | 7  |    |
|     | S#           | 2        |     | 2        |     | 2     | 2     |          |     |          |     |       |       |    |    |
|     | A=           |          | 3   | 3        | 2   | 2     | 5     |          | 2   | 2        |     |       | 2     |    |    |
|     | A/           |          | 2   | 2        | 1   | 1     | 3     |          | 2   | 2        | 2   | 2     | 4     |    |    |
|     | S=           |          |     |          |     |       |       |          | 1   | 1        |     |       | 1     |    |    |
|     | E=           |          |     |          |     |       |       |          | 1   | 1        |     |       | 1     |    |    |
|     | B=           |          |     |          | 1   | 1     | 1     |          |     |          |     |       |       |    |    |
|     | <b>Total</b> |          | 6   | 5        | 11  | 4     | 9     | 13       | 24  | 6        | 6   | 12    | 2     | 1  | 3  |

|    |              | Count of SKILL | #SCORE | #SCORE% | NOSCORE | NOSCORE% | =SCORE | =SCORE% | -SCORE% | EFF  |
|----|--------------|----------------|--------|---------|---------|----------|--------|---------|---------|------|
| 1  | Tormans      | HAA            | 13     | 5       | 38%     | 5        | 38%    | 3       | 23%     | 15%  |
| 8  | Moreau       | ANT            | 14     | 5       | 36%     | 5        | 36%    | 4       | 29%     | 7%   |
| 13 | Steenhouwer  | HAA            | 10     | 5       | 50%     | 4        | 40%    | 1       | 10%     | 40%  |
| 5  | Van Rekom    | ANT            | 11     | 2       | 18%     | 6        | 55%    | 3       | 27%     | -9%  |
| 18 | COLSON       | ANT            | 3      | 2       | 67%     | 1        | 33%    | 0       | 0%      | 67%  |
| 6  | Van Assche   | HAA            | 6      | 1       | 17%     | 4        | 67%    | 1       | 17%     | 0%   |
| 9  | Van Bemmelen | ANT            | 1      | 1       | 100%    | 0        | 0%     | 0       | 0%      | 100% |
| 2  | Huysegoms    | HAA            | 1      | 0       | 0%      | 1        | 100%   | 0       | 0%      | 0%   |
| 10 | De Beul      | HAA            | 1      | 0       | 0%      | 1        | 100%   | 0       | 0%      | 0%   |
| 12 | Vandeweyer   | ANT            | 6      | 0       | 0%      | 4        | 67%    | 2       | 33%     | -33% |
| 12 | Verelst      | HAA            | 1      | 0       | 0%      | 1        | 100%   | 0       | 0%      | 0%   |
| 13 | DEPOVERE     | ANT            | 1      | 0       | 0%      | 1        | 100%   | 0       | 0%      | 0%   |
| 14 | Andrei       | ANT            | 1      | 0       | 0%      | 1        | 100%   | 0       | 0%      | 0%   |



2014-2015

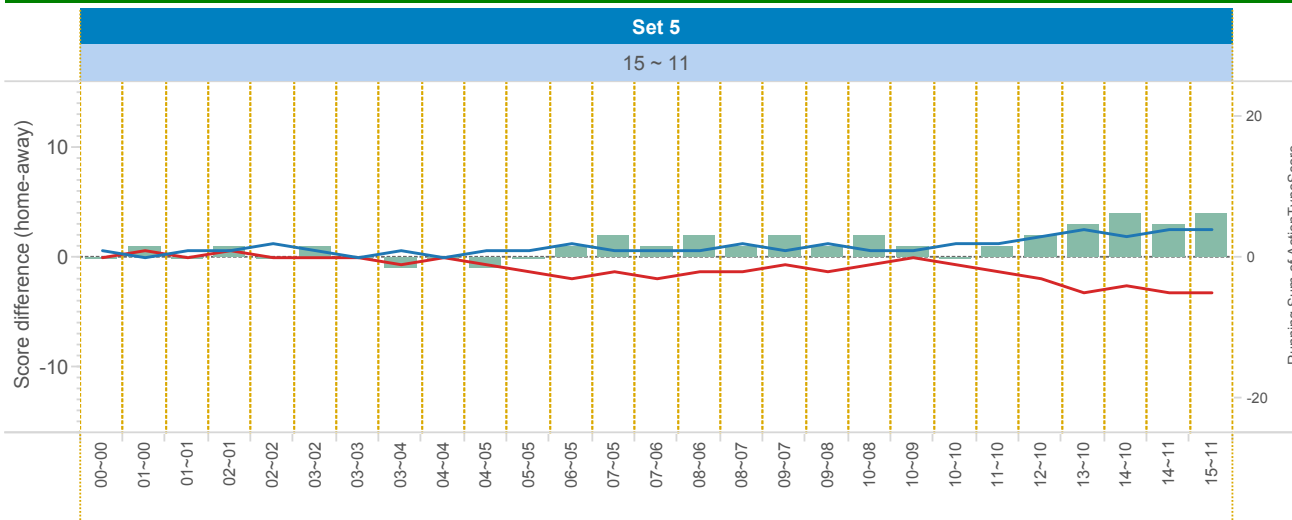
DATA

BelgiumVolleyStats.be  
By Marnix Acar

© Trainerstuff.be  
By Wouter Laroy

ZIV

(20150208) ANT ~ HAA (3 ~ 2)  
Set analysis - Set 5



TEAM\_NAME

- ANT
- HAA

UPPER LEFT:

+1: A# - B# - S#    -1: A=, A/, B=, B/, S=, R=, D=, F=, S=

LOWER LEFT:

TOI = Team of Interest = Team analyzed    OPP = Opponent  
XXXServe = who served    XXXSCORE = who got the point

LOWER RIGHT:

Attack sorted on #SCORE

|     |              | Set 5    |     |       |          |     |       |          |          |     |       |          |     |       |       |
|-----|--------------|----------|-----|-------|----------|-----|-------|----------|----------|-----|-------|----------|-----|-------|-------|
|     |              | TOIServe |     |       |          |     |       | OPPServe |          |     |       |          |     |       |       |
|     |              | TOISCORE |     |       | OPPSCORE |     |       | Total    | TOISCORE |     |       | OPPSCORE |     |       | Total |
| TOI | Scorin..     | TOI      | OPP | Total | TOI      | OPP | Total |          | TOI      | OPP | Total | TOI      | OPP | Total |       |
| ANT | A#           | 1        |     | 1     |          | 7   | 7     | 8        | 8        |     | 8     |          | 1   | 1     | 9     |
|     | S#           | 2        |     | 2     |          |     |       | 2        |          |     |       |          |     |       | 2     |
|     | A/           |          |     |       | 1        |     | 1     | 1        |          | 1   |       |          |     |       | 1     |
|     | A=           |          | 2   | 2     | 1        |     | 1     | 3        |          |     |       | 1        |     | 1     | 1     |
|     | S=           |          |     |       |          |     |       |          |          | 1   | 1     |          |     |       | 1     |
|     | <b>Total</b> |          | 3   | 2     | 5        | 2   | 7     | 9        | 14       | 8   | 2     | 10       | 1   | 1     | 2     |
| HAA | A#           | 1        |     | 1     |          | 8   | 8     | 9        | 7        |     | 7     |          | 1   | 1     | 8     |
|     | S#           |          |     |       |          |     |       |          |          |     |       | 2        |     | 2     |       |
|     | A/           |          |     |       | 1        |     | 1     | 1        |          | 1   |       |          |     | 1     |       |
|     | A=           |          | 1   | 1     |          |     | 1     | 1        |          | 1   |       | 2        |     | 2     | 3     |
|     | S=           |          |     |       | 1        |     | 1     | 1        |          |     |       |          |     |       |       |
|     | <b>Total</b> |          | 1   | 1     | 2        | 2   | 8     | 10       | 12       | 7   | 2     | 9        | 2   | 3     | 5     |

Attacking skills

|                |     | Count of SKILL | #SCORE | #SCORE% | NOSCORE | NOSCORE% | =SCORE | =SCORE% | EFF  |
|----------------|-----|----------------|--------|---------|---------|----------|--------|---------|------|
| 8 Moreau       | ANT | 55             | 25     | 45%     | 19      | 35%      | 11     | 20%     | 25%  |
| 1 Tormans      | HAA | 48             | 17     | 35%     | 19      | 40%      | 12     | 25%     | 10%  |
| 13 Steenhouwer | HAA | 32             | 17     | 53%     | 9       | 28%      | 6      | 19%     | 34%  |
| 5 Van Rekom    | ANT | 32             | 13     | 41%     | 15      | 47%      | 4      | 13%     | 28%  |
| 6 Van Assche   | HAA | 19             | 6      | 32%     | 9       | 47%      | 4      | 21%     | 11%  |
| 9 Van Bemmelen | ANT | 10             | 6      | 60%     | 2       | 20%      | 2      | 20%     | 40%  |
| 2 Huysegoms    | HAA | 12             | 5      | 42%     | 5       | 42%      | 2      | 17%     | 25%  |
| 10 Jorna       | ANT | 12             | 5      | 42%     | 3       | 25%      | 4      | 33%     | 8%   |
| 10 De Beul     | HAA | 7              | 3      | 43%     | 4       | 57%      | 0      | 0%      | 43%  |
| 14 Andrei      | ANT | 9              | 3      | 33%     | 5       | 56%      | 1      | 11%     | 22%  |
| 18 COLSON      | ANT | 4              | 2      | 50%     | 1       | 25%      | 1      | 25%     | 25%  |
| 12 Vandeweyer  | ANT | 9              | 1      | 11%     | 6       | 67%      | 2      | 22%     | -11% |
| 12 Verelst     | HAA | 5              | 1      | 20%     | 4       | 80%      | 0      | 0%      | 20%  |
| 3 Van Harskamp | ANT | 1              | 0      | 0%      | 1       | 100%     | 0      | 0%      | 0%   |
| 13 DEPOVERE    | ANT | 2              | 0      | 0%      | 1       | 50%      | 1      | 50%     | -50% |
| 14 Verspecht   | HAA | 1              | 0      | 0%      | 1       | 100%     | 0      | 0%      | 0%   |
| 18 Sybers      | HAA | 3              | 0      | 0%      | 2       | 67%      | 1      | 33%     | -33% |



2014-2015

DATA

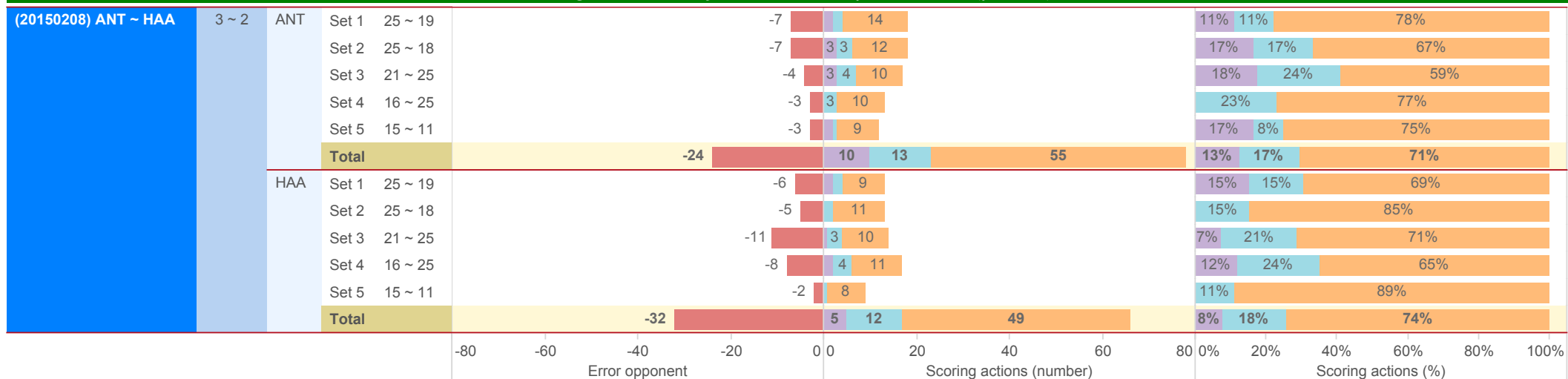
BelgiumVolleyStats.be  
By Marnix Acar

© Trainerstuff.be  
By Wouter Laroy

VIZ

(20150208) ANT ~ HAA (3 ~ 2)

Scoring Actions Analyzed: how were points made (per set)



S - Serve    B - Block    A - Attack





2014-2015

DATA

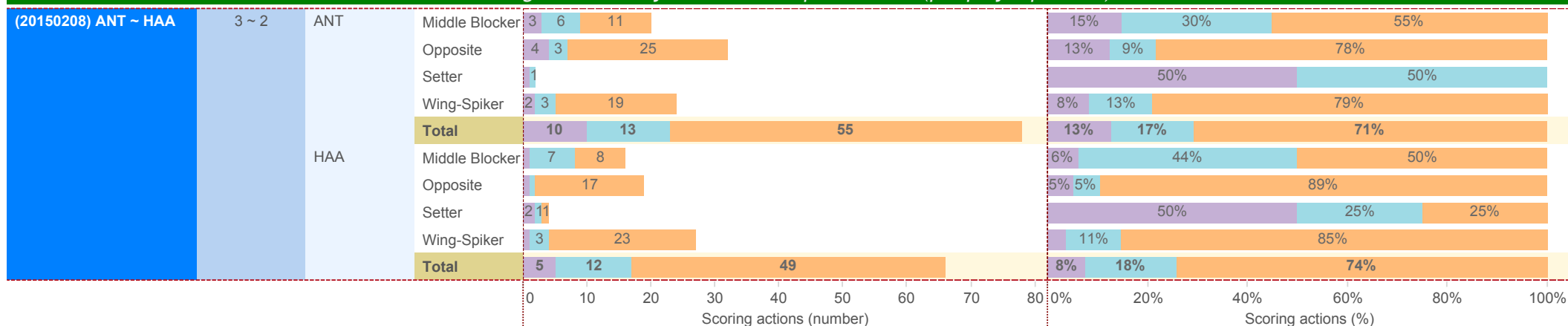
BelgiumVolleyStats.be  
By Marnix Acar

© Trainerstuff.be  
By Wouter Laroy

VIZ

(20150208) ANT ~ HAA (3 ~ 2)

Scoring Actions Analyzed: how were points made (per player position)



S - Serve    B - Block    A - Attack



2014-2015

DATA

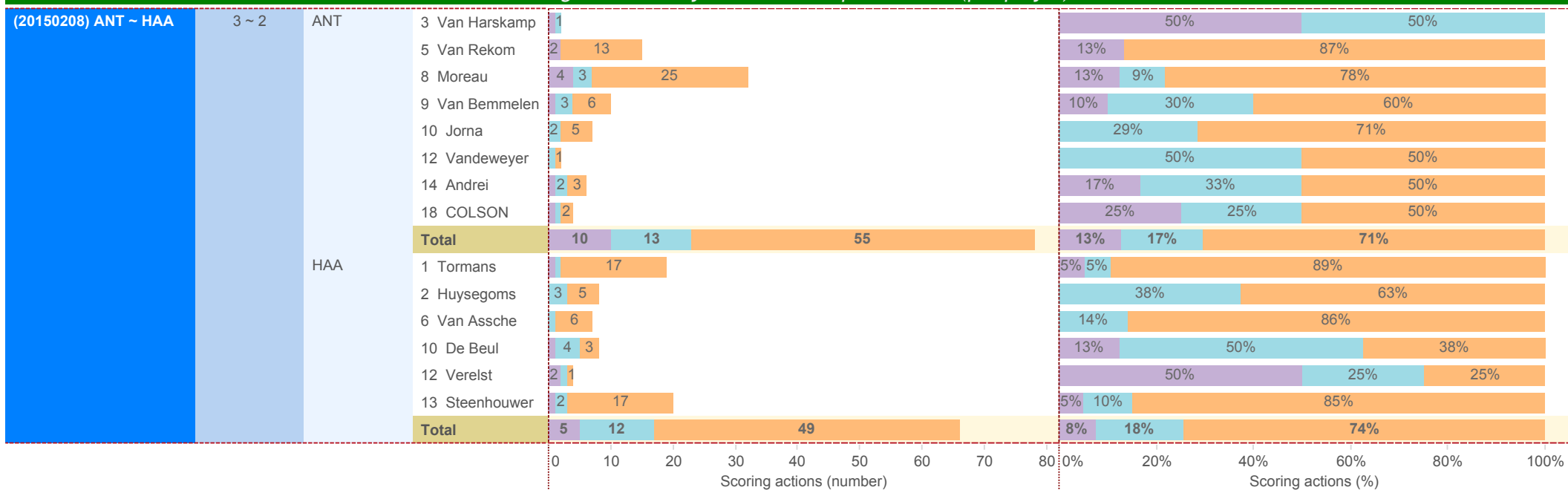
BelgiumVolleyStats.be  
By Marnix Acar

© Trainerstuff.be  
By Wouter Laroy

VIZ

(20150208) ANT ~ HAA (3 ~ 2)

Scoring Actions Analyzed: how were points made (per player)



S - Serve    B - Block    A - Attack



2014-2015

DATA

BelgiumVolleyStats.be  
By Marnix Acar

© Trainerstuff.be  
By Wouter Laroy

VIZ

(20150208) ANT ~ HAA (3 ~ 2)  
Skills in detail (per player position): Attack/Block

| Skill      | Team | Position       | Skill           |                 |                 |                 |                 |                 | Total                       | Eff             |
|------------|------|----------------|-----------------|-----------------|-----------------|-----------------|-----------------|-----------------|-----------------------------|-----------------|
|            |      |                | #               | +               | !               | -               | /               | =               |                             |                 |
| A - Attack | ANT  | Middle Blocker | 11 (48%)        | 2 (9%)          | 2 (13%)         | 4 (17%)         | 3 (13%)         | 1 (4%)          | 23                          | 30%             |
|            |      | Opposite       | 25 (45%)        | 13 (24%)        | 1 (5%)          | 5 (9%)          | 3 (5%)          | 8 (15%)         | 55                          | 25%             |
|            |      | Setter         |                 | 1 (33%)         |                 | 1 (33%)         |                 | 1 (33%)         | 3                           | -33%            |
|            |      | Wing-Spiker    | 19 (36%)        | 14 (26%)        | 3 (11%)         | 7 (13%)         | 6 (11%)         | 4 (8%)          | 53                          | 17%             |
|            |      | <b>Total</b>   | <b>55 (41%)</b> | <b>30 (22%)</b> | <b>6 (9%)</b>   | <b>17 (13%)</b> | <b>12 (9%)</b>  | <b>14 (10%)</b> | <b>134</b>                  | <b>22%</b>      |
|            | HAA  | Middle Blocker | 8 (42%)         | 4 (21%)         | 2 ( )           | 3 (16%)         |                 | 2 (11%)         | 19                          | 32%             |
|            |      | Opposite       | 17 (33%)        | 6 (12%)         | 5 (12%)         | 10 (20%)        | 6 (12%)         | 7 (14%)         | 51                          | 8%              |
|            |      | Setter         | 1 (17%)         | 1 (17%)         | 2 ( )           | 2 (33%)         |                 |                 | 6                           | 17%             |
|            |      | Wing-Spiker    | 23 (45%)        | 5 (10%)         | 4 (14%)         | 9 (18%)         | 7 (14%)         | 3 (6%)          | 51                          | 25%             |
|            |      | <b>Total</b>   | <b>49 (39%)</b> | <b>16 (13%)</b> | <b>13 (10%)</b> | <b>24 (19%)</b> | <b>13 (10%)</b> | <b>12 (9%)</b>  | <b>127</b>                  | <b>19%</b>      |
| B - Block  | ANT  | Middle Blocker | 6 (18%)         | 5 (15%)         | 5 ( )           | 2 (6%)          |                 | 15 (45%)        | 33                          | -27%            |
|            |      | Opposite       | 3 (38%)         |                 | 2 ( )           |                 |                 | 3 (38%)         | 8                           | 0%              |
|            |      | Setter         | 1 (9%)          | 3 (27%)         | 2 ( )           | 1 (9%)          |                 | 4 (36%)         | 11                          | -27%            |
|            |      | Wing-Spiker    | 3 (20%)         | 4 (27%)         | 4 ( )           |                 |                 | 4 (27%)         | 15                          | -7%             |
|            |      | <b>Total</b>   | <b>13 (19%)</b> | <b>12 (18%)</b> | <b>13 ( )</b>   | <b>3 (4%)</b>   |                 | <b>26 (39%)</b> | <b>67</b>                   | <b>-19%</b>     |
|            | HAA  | Middle Blocker | 7 (41%)         |                 | 1 ( )           | 1 (6%)          |                 | 8 (47%)         | 17                          | -6%             |
|            |      | Opposite       | 1 (11%)         | 2 (22%)         | 3 ( )           |                 |                 | 3 (33%)         | 9                           | -22%            |
|            |      | Setter         | 1 (13%)         |                 | 1 ( )           | 1 (13%)         |                 | 5 (63%)         | 8                           | -50%            |
|            |      | Wing-Spiker    | 3 (16%)         | 1 (5%)          | 1 ( )           | 3 (16%)         |                 | 11 (58%)        | 19                          | -42%            |
|            |      | <b>Total</b>   | <b>12 (23%)</b> | <b>3 (6%)</b>   | <b>6 ( )</b>    | <b>5 (9%)</b>   |                 | <b>27 (51%)</b> | <b>53</b>                   | <b>-28%</b>     |
|            |      |                | 0 50 #          | 0 20 40 +       | 0 10 20 !       | 0 10 20 30 40 - | 0 10 20 /       | 0 20 40 =       | 0 50 100 150 Count of SKILL | -50% 0% 50% EFF |



2014-2015

DATA

BelgiumVolleyStats.be  
By Marnix Acar

© Trainerstuff.be  
By Wouter Laroy

VIZ

(20150208) ANT ~ HAA (3 ~ 2)

Skills in detail (per player position): Serve/Reception

| Skill         | Team | Position       | Game Outcome    |                 |                |                 |               |                 | Count of SKILL | EFF         |
|---------------|------|----------------|-----------------|-----------------|----------------|-----------------|---------------|-----------------|----------------|-------------|
|               |      |                | #               | +               | !              | -               | /             | =               |                |             |
| S - Serve     | ANT  | Middle Blocker | 3 (10%)         | 4 (13%)         | 2 (3%)         | 18 (58%)        | 1 (3%)        | 3 (10%)         | 31             | 0%          |
|               |      | Opposite       | 4 (20%)         | 1 (5%)          | 2 (5%)         | 9 (45%)         | 1 (5%)        | 3 (15%)         | 20             | 5%          |
|               |      | Setter         | 1 (5%)          | 3 (16%)         | 2 (16%)        | 5 (26%)         | 3 (16%)       | 5 (26%)         | 19             | -21%        |
|               |      | Wing-Spiker    | 2 (6%)          | 6 (19%)         | 4 (3%)         | 16 (52%)        | 1 (3%)        | 2 (6%)          | 31             | 0%          |
|               |      | <b>Total</b>   | <b>10 (10%)</b> | <b>14 (14%)</b> | <b>10 (6%)</b> | <b>48 (48%)</b> | <b>6 (6%)</b> | <b>13 (13%)</b> | <b>101</b>     | <b>-3%</b>  |
|               | HAA  | Middle Blocker | 1 (4%)          | 5 (20%)         | 1 (1%)         | 12 (48%)        |               | 6 (24%)         | 25             | -20%        |
|               |      | Opposite       | 1 (6%)          | 2 (12%)         |                | 12 (71%)        |               | 2 (12%)         | 17             | -6%         |
|               |      | Setter         | 2 (8%)          | 5 (20%)         | 2 (1%)         | 16 (64%)        |               |                 | 25             | 8%          |
|               |      | Wing-Spiker    | 1 (3%)          | 4 (13%)         | 4 (1%)         | 20 (65%)        |               | 2 (6%)          | 31             | -3%         |
|               |      | <b>Total</b>   | <b>5 (5%)</b>   | <b>16 (16%)</b> | <b>7 (1%)</b>  | <b>60 (61%)</b> |               | <b>10 (10%)</b> | <b>98</b>      | <b>-5%</b>  |
| R - Reception | ANT  | Libero         | 5 (42%)         | 3 (25%)         |                | 2 (17%)         |               | 2 (17%)         | 12             | -17%        |
|               |      | Middle Blocker |                 | 1 (100%)        |                |                 |               |                 | 1              | 0%          |
|               |      | Wing-Spiker    | 19 (25%)        | 32 (43%)        | 7 (1%)         | 14 (19%)        |               | 3 (4%)          | 75             | -4%         |
|               |      | <b>Total</b>   | <b>24 (27%)</b> | <b>36 (41%)</b> | <b>7 (1%)</b>  | <b>16 (18%)</b> |               | <b>5 (6%)</b>   | <b>88</b>      | <b>-6%</b>  |
|               | HAA  | Libero         | 5 (19%)         | 7 (26%)         | 6 (11%)        | 5 (19%)         | 3 (11%)       | 1 (4%)          | 27             | -4%         |
|               |      | Middle Blocker |                 | 1 (100%)        |                |                 |               |                 | 1              | 0%          |
|               |      | Wing-Spiker    | 10 (17%)        | 25 (42%)        | 4 (5%)         | 9 (15%)         | 3 (5%)        | 9 (15%)         | 60             | -15%        |
|               |      | <b>Total</b>   | <b>15 (17%)</b> | <b>33 (38%)</b> | <b>10 (7%)</b> | <b>14 (16%)</b> | <b>6 (7%)</b> | <b>10 (11%)</b> | <b>88</b>      | <b>-11%</b> |



2014-2015

DATA

BelgiumVolleyStats.be  
By Marnix Acar

© Trainerstuff.be  
By Wouter Laroy

VIZ

(20150208) ANT ~ HAA (3 ~ 2)  
Skills in detail (per player): Attack

| A - Attack |  | ANT            |                 |                 |                 |                 |                 |                 | HAA            |      |            |
|------------|--|----------------|-----------------|-----------------|-----------------|-----------------|-----------------|-----------------|----------------|------|------------|
|            |  | 3 Van Harskamp |                 | 1 (100%)        |                 |                 |                 |                 | 1              |      | 0%         |
|            |  | 5 Van Rekom    | 13 (41%)        | 10 (31%)        | 1 (6%)          | 4 (13%)         | 2 (6%)          | 2 (6%)          | 32             |      | 28%        |
|            |  | 8 Moreau       | 25 (45%)        | 13 (24%)        | 1 (5%)          | 5 (9%)          | 3 (5%)          | 8 (15%)         | 55             |      | 25%        |
|            |  | 9 Van Bemmelen | 6 (60%)         | 1 (10%)         | 1 (10%)         |                 | 1 (10%)         | 1 (10%)         | 10             |      | 40%        |
|            |  | 10 Jorna       | 5 (42%)         | 2 (17%)         |                 | 1 (8%)          | 3 (25%)         | 1 (8%)          | 12             |      | 8%         |
|            |  | 12 Vandeweyer  | 1 (11%)         | 2 (22%)         | 2 (11%)         | 2 (22%)         | 1 (11%)         | 1 (11%)         | 9              | -11% |            |
|            |  | 13 DEPOVERE    |                 |                 |                 | 1 (50%)         |                 | 1 (50%)         | 2              | -50% |            |
|            |  | 14 Andrei      | 3 (33%)         | 1 (11%)         |                 | 4 (44%)         | 1 (11%)         |                 | 9              |      | 22%        |
|            |  | 18 COLSON      | 2 (50%)         |                 | 1 (25%)         |                 | 1 (25%)         |                 | 4              |      | 25%        |
|            |  | <b>Total</b>   | <b>55 (41%)</b> | <b>30 (22%)</b> | <b>6 (9%)</b>   | <b>17 (13%)</b> | <b>12 (9%)</b>  | <b>14 (10%)</b> | <b>134</b>     |      | <b>22%</b> |
|            |  | HAA            |                 |                 |                 |                 |                 |                 |                |      |            |
|            |  | 1 Tormans      | 17 (35%)        | 5 (10%)         | 5 (13%)         | 9 (19%)         | 6 (13%)         | 6 (13%)         | 48             |      | 10%        |
|            |  | 2 Huysegoms    | 5 (42%)         | 3 (25%)         | 1 ()            | 1 (8%)          |                 | 2 (17%)         | 12             |      | 25%        |
|            |  | 6 Van Assche   | 6 (32%)         | 2 (11%)         | 2 (16%)         | 5 (26%)         | 3 (16%)         | 1 (5%)          | 19             |      | 11%        |
|            |  | 10 De Beul     | 3 (43%)         | 1 (14%)         | 1 ()            | 2 (29%)         |                 |                 | 7              |      | 43%        |
|            |  | 12 Verelst     | 1 (20%)         | 1 (20%)         | 2 ()            | 1 (20%)         |                 |                 | 5              |      | 20%        |
|            |  | 13 Steenhouver | 17 (53%)        | 3 (9%)          | 2 (13%)         | 4 (13%)         | 4 (13%)         | 2 (6%)          | 32             |      | 34%        |
|            |  | 14 Verspecht   |                 |                 |                 | 1 (100%)        |                 |                 | 1              |      | 0%         |
|            |  | 18 Sybers      |                 | 1 (33%)         |                 | 1 (33%)         |                 | 1 (33%)         | 3              | -33% |            |
|            |  | <b>Total</b>   | <b>49 (39%)</b> | <b>16 (13%)</b> | <b>13 (10%)</b> | <b>24 (19%)</b> | <b>13 (10%)</b> | <b>12 (9%)</b>  | <b>127</b>     |      | <b>19%</b> |
|            |  |                | #               | +               | !               | -               | /               | =               | Count of SKILL |      | EFF        |



2014-2015

DATA

BelgiumVolleyStats.be  
By Marnix Acar

© Trainerstuff.be  
By Wouter Laroy

VIZ

(20150208) ANT ~ HAA (3 ~ 2)  
Skills in detail (per player): Block

| B - Block    | Team            | Player         | Skill           |                 |              |                 |           | Count of SKILL  | EFF       |             |
|--------------|-----------------|----------------|-----------------|-----------------|--------------|-----------------|-----------|-----------------|-----------|-------------|
|              |                 |                | #               | +               | !            | -               | /         |                 |           |             |
| ANT          |                 | 3 Van Harskamp | 1 (20%)         | 1 (20%)         |              | 1 (20%)         |           | 2 (40%)         | 5         | -20%        |
|              |                 | 5 Van Rekom    |                 | 2 (29%)         | 3 ()         |                 |           | 2 (29%)         | 7         | -29%        |
|              |                 | 8 Moreau       | 3 (38%)         |                 | 2 ()         |                 |           | 3 (38%)         | 8         | 0%          |
|              |                 | 9 Van Bemmelen | 3 (19%)         | 3 (19%)         | 2 ()         | 1 (6%)          |           | 7 (44%)         | 16        | -25%        |
|              |                 | 10 Jorna       | 2 (33%)         | 1 (17%)         | 1 ()         |                 |           | 2 (33%)         | 6         | 0%          |
|              |                 | 12 Vandeweyer  | 1 (50%)         | 1 (50%)         |              |                 |           |                 | 2         | 50%         |
|              |                 | 13 DEPOVERE    |                 | 2 (33%)         | 2 ()         |                 |           | 2 (33%)         | 6         | -33%        |
|              |                 | 14 Andrei      | 2 (15%)         |                 | 2 ()         | 1 (8%)          |           | 8 (62%)         | 13        | -46%        |
|              |                 | 18 COLSON      | 1 (25%)         | 2 (50%)         | 1 ()         |                 |           |                 | 4         | 25%         |
|              |                 | <b>Total</b>   | <b>13 (19%)</b> | <b>12 (18%)</b> | <b>13 ()</b> | <b>3 (4%)</b>   |           | <b>26 (39%)</b> | <b>67</b> | <b>-19%</b> |
| HAA          |                 | 1 Tormans      | 1 (11%)         | 2 (22%)         | 3 ()         |                 | 3 (33%)   | 9               | -22%      |             |
|              |                 | 2 Huysegoms    | 3 (43%)         |                 |              | 1 (14%)         |           | 3 (43%)         | 7         | 0%          |
|              |                 | 6 Van Assche   | 1 (9%)          | 1 (9%)          | 1 ()         | 1 (9%)          |           | 7 (64%)         | 11        | -55%        |
|              |                 | 10 De Beul     | 4 (40%)         |                 | 1 ()         |                 |           | 5 (50%)         | 10        | -10%        |
|              |                 | 12 Verelst     | 1 (13%)         |                 | 1 ()         | 1 (13%)         |           | 5 (63%)         | 8         | -50%        |
|              |                 | 13 Steenhouer  | 2 (25%)         |                 |              | 2 (25%)         |           | 4 (50%)         | 8         | -25%        |
| <b>Total</b> | <b>12 (23%)</b> | <b>3 (6%)</b>  | <b>6 ()</b>     | <b>5 (9%)</b>   |              | <b>27 (51%)</b> | <b>53</b> | <b>-28%</b>     |           |             |
|              |                 | #              | +               | !               | -            | /               | =         | Count of SKILL  | EFF       |             |



2014-2015

DATA

BelgiumVolleyStats.be  
By Marnix Acar

© Trainerstuff.be  
By Wouter Laroy

VIZ

(20150208) ANT ~ HAA (3 ~ 2)

Skills in detail (per player): Serve

| S - Serve | ANT | 3 Van Harskamp | 5 Van Rekom | 8 Moreau | 9 Van Bemmelen | 10 Jorna | 12 Vandeweyer | 13 DEPOVERE | 14 Andrei | 18 COLSON | Total    | HAA | 1 Tormans | 2 Huysegoms | 6 Van Assche | 10 De Beul | 12 Verelst | 13 Steenhouwer | 14 Verspecht | 18 Sybers | Total | #        | + | ! | - | / | = | Count of SKILL | EFF |
|-----------|-----|----------------|-------------|----------|----------------|----------|---------------|-------------|-----------|-----------|----------|-----|-----------|-------------|--------------|------------|------------|----------------|--------------|-----------|-------|----------|---|---|---|---|---|----------------|-----|
|           |     | 1 (6%)         | 2 (13%)     | 4 (20%)  | 1 (6%)         |          |               |             | 1 (11%)   | 1 (17%)   | 10 (10%) |     | 1 (7%)    |             |              | 1 (7%)     | 2 (9%)     | 1 (6%)         |              |           |       | 5 (5%)   |   |   |   |   |   |                |     |
|           |     | 2 (13%)        | 3 (16%)     | 1 (5%)   | 1 (6%)         |          | 3 (60%)       | 1 (33%)     | 2 (22%)   | 1 (17%)   | 14 (14%) |     | 2 (13%)   | 1 (10%)     | 1 (7%)       | 4 (27%)    | 3 (14%)    | 3 (18%)        | 2 (67%)      |           |       | 16 (16%) |   |   |   |   |   |                |     |
|           |     | 1 (19%)        | 3 (15%)     | 2 (5%)   | 1 (6%)         | 1 (14%)  | 1 (19%)       | 1 (33%)     | 1 (11%)   | 1 (17%)   | 10 (6%)  |     | 2 (13%)   | 2 (10%)     | 2 (7%)       | 1 (7%)     | 2 (9%)     | 2 (6%)         |              |           |       | 7 (7%)   |   |   |   |   |   |                |     |
|           |     | 4 (25%)        | 9 (47%)     | 9 (45%)  | 11 (69%)       | 5 (71%)  | 2 (40%)       | 1 (33%)     | 4 (44%)   | 3 (50%)   | 48 (48%) |     | 11 (73%)  | 5 (50%)     | 10 (71%)     | 7 (47%)    | 15 (68%)   | 10 (59%)       | 1 (33%)      | 1 (50%)   |       | 60 (61%) |   |   |   |   |   |                |     |
|           |     | 3 (19%)        | 2 (11%)     | 1 (5%)   | 2 (13%)        | 1 (14%)  |               |             | 1 (11%)   | 1 (17%)   | 6 (6%)   |     |           |             |              | 2 (13%)    | 1 (6%)     |                |              |           |       | 10 (10%) |   |   |   |   |   |                |     |
|           |     | 5 (31%)        | 2 (11%)     | 3 (15%)  | 2 (13%)        |          |               |             |           |           | 13 (13%) |     | 1 (7%)    | 4 (40%)     | 1 (7%)       | 2 (13%)    | 1 (6%)     | 1 (50%)        |              |           |       | 10 (10%) |   |   |   |   |   |                |     |
|           |     | 16             | 19          | 20       | 16             | 7        | 5             | 3           | 9         | 6         | 101      |     | 15        | 10          | 14           | 15         | 22         | 17             | 3            | 2         |       | 98       |   |   |   |   |   |                |     |
|           |     | -25%           | 0%          | 5%       | -6%            | 0%       | 0%            | 0%          | 0%        | 17%       | -3%      |     | 0%        | -40%        | -7%          | -7%        | 9%         | 0%             | 0%           | -50%      |       | -5%      |   |   |   |   |   |                |     |
|           | HAA |                |             |          |                |          |               |             |           |           |          |     |           |             |              |            |            |                |              |           |       |          |   |   |   |   |   |                |     |



2014-2015

DATA

BelgiumVolleyStats.be  
By Marnix Acar

© Trainerstuff.be  
By Wouter Laroy

VIZ

(20150208) ANT ~ HAA (3 ~ 2)  
Skills in detail (per player): Reception

| R - Reception |              | ANT |                 |                 |                |                 |               |                 | HAA       |             |   |   |   |   |       | Count of SKILL | EFF |
|---------------|--------------|-----|-----------------|-----------------|----------------|-----------------|---------------|-----------------|-----------|-------------|---|---|---|---|-------|----------------|-----|
|               |              | #   | +               | !               | -              | /               | =             | Total           | #         | +           | ! | - | / | = | Total |                |     |
|               | ANT          | 1   | 5 (42%)         | 3 (25%)         |                | 2 (17%)         |               | 2 (17%)         | 12        | -17%        |   |   |   |   |       |                |     |
|               |              | 5   | 11 (41%)        | 12 (44%)        | 2 ()           | 2 (7%)          |               |                 | 27        | 0%          |   |   |   |   |       |                |     |
|               |              | 9   |                 | 1 (100%)        |                |                 |               |                 | 1         | 0%          |   |   |   |   |       |                |     |
|               |              | 10  | 8 (21%)         | 15 (38%)        | 4 ()           | 10 (26%)        |               | 2 (5%)          | 39        | -5%         |   |   |   |   |       |                |     |
|               |              | 12  |                 | 5 (56%)         | 1 ()           | 2 (22%)         |               | 1 (11%)         | 9         | -11%        |   |   |   |   |       |                |     |
|               | <b>Total</b> |     | <b>24 (27%)</b> | <b>36 (41%)</b> | <b>7 ()</b>    | <b>16 (18%)</b> |               | <b>5 (6%)</b>   | <b>88</b> | <b>-6%</b>  |   |   |   |   |       |                |     |
|               | HAA          | 6   | 5 (14%)         | 13 (37%)        | 3 (3%)         | 7 (20%)         | 1 (3%)        | 6 (17%)         | 35        | -17%        |   |   |   |   |       |                |     |
|               |              | 10  |                 | 1 (100%)        |                |                 |               |                 | 1         | 0%          |   |   |   |   |       |                |     |
|               |              | 11  | 5 (19%)         | 7 (26%)         | 6 (11%)        | 5 (19%)         | 3 (11%)       | 1 (4%)          | 27        | -4%         |   |   |   |   |       |                |     |
|               |              | 13  | 5 (20%)         | 12 (48%)        | 1 (8%)         | 2 (8%)          | 2 (8%)        | 3 (12%)         | 25        | -12%        |   |   |   |   |       |                |     |
|               | <b>Total</b> |     | <b>15 (17%)</b> | <b>33 (38%)</b> | <b>10 (7%)</b> | <b>14 (16%)</b> | <b>6 (7%)</b> | <b>10 (11%)</b> | <b>88</b> | <b>-11%</b> |   |   |   |   |       |                |     |
|               |              |     | #               | +               | !              | -               | /             | =               |           |             |   |   |   |   |       |                |     |