



2014-2015

DATA

BelgiumVolleyStats.be
By Marnix Acar

© **Trainerstuff.be**
By Wouter Laroy

VIZ

Scouting data provided by: Marnix Acar - www.BelgiumVolleyStats.be

Data processing and vizualization: Wouter Laroy - www.trainerstuff.be

Questions/Remarks/Suggestions: info@belgiumvolleystats.be - wouterstrainerstuff@gmail.com

		(20150207) MEN ~ WAR				Grand Total	
		3 ~ 1					
		Set 1	Set 2	Set 3	Set 4		
		25 ~ 17	25 ~ 22	20 ~ 25	25 ~ 18		
MEN	1 VAN HAARLEM	Setter	10	11	3	7	28 3
	3 SINNESAEEL	Middle Blocker	9	8	10	11	28 10
	4 Radovic	Middle Blocker	8	6	4	6	20 4
	5 Martinez Gion	Wing-Spiker	17	12	9		29 9
	6 LEMAY	Libero	2	2	6	6	10 6
	7 Louati	Wing-Spiker	15	24	21	14	53 21
	8 VER EECKE	Wing-Spiker			10	11	11 10
	10 COX	Opposite	9	8	11	8	25 11
WAR	1 COUCKE	Wing-Spiker	2		1		
	2 POELMAN	Middle Blocker		9			9
	4 DE BRABANDERE	Wing-Spiker	16	16	9	18	9 50
	6 Piovarci	Wing-Spiker	6	9	13	5	13 20
	8 BACKAERT	Middle Blocker	6	7	8	6	8 19
	9 De Schrijver	Wing-Spiker	12	15	16	14	16 41
	10 VERBOOMEN	Libero	10	8	12	2	12 20
	14 WAGENER	Setter	15	15	17	16	17 46
18 RAMOS	Unspecified	8	2	13	14	13 24	

■ SET WON ■ SET LOST



2014-2015

DATA

BelgiumVolleyStats.be
By Marnix Acar

© Trainerstuff.be
By Wouter Laroy

VIZ

(20150207) MEN ~ WAR (3 ~ 1)
Game analysis

TOI	ScoringActi..	TOIServe						OPPServe							
		TOISCORE			OPPSCORE			Total	TOISCORE			OPPSCORE			Total
		TOI	OPP	Total	TOI	OPP	Total		TOI	OPP	Total	TOI	OPP	Total	
MEN	A#	16		16		34	34	50	36		36		11	11	47
	S#	4		4			4	4				4	4	4	
	A=		7	7	1	1	8		5	5	6	6	11		
	A\		10	10			10			4	4	4	4		
	S=				21	21	21		14	14			14		
	E=			1	1		1			1			1		
	B=														
	Total	20	18	38	22	34	56	94	36	20	56	10	15	25	81
WAR	A#	11		11		36	36	47	34		34		16	16	50
	S#	4		4			4	4				4	4	4	
	A=		6	6	5	5	11		1	1	7	7	8		
	A\		4	4			4			10	10	10	10		
	S=				14	14	14		21	21			21		
	E=										1	1	1		
	B=				1	1	1								
	Total	15	10	25	20	36	56	81	34	22	56	18	20	38	94

Attack

		Count of SKILL	%SCORE	%-SCORE	EFF
2 POELMAN	WAR	1	100%	0%	100%
14 WAGENER	WAR	4	100%	0%	100%
3 SINNESAEEL	MEN	12	83%	0%	83%
5 Martinez Gion	MEN	7	71%	14%	57%
4 Radovic	MEN	10	70%	10%	60%
1 VAN HAARLEM	MEN	3	67%	0%	67%
8 VER EECKE	MEN	5	60%	0%	60%
10 COX	MEN	22	55%	23%	32%
18 RAMOS	WAR	28	50%	36%	14%
9 De Schrijver	WAR	22	45%	14%	32%
8 BACKAERT	WAR	9	44%	33%	11%
7 Louati	MEN	30	43%	13%	30%
6 Piovarci	WAR	16	38%	19%	19%
4 DE BRABANDERE	WAR	18	33%	17%	17%

Block

		Count of SKILL	#
3 SINNESAEEL	MEN	8	4
4 Radovic	MEN	3	3
7 Louati	MEN	3	2
8 BACKAERT	WAR	6	2
9 De Schrijver	WAR	3	2
8 VER EECKE	MEN	1	1
1 VAN HAARLEM	MEN	4	
2 POELMAN	WAR	1	
4 DE BRABANDERE	WAR	1	
5 Martinez Gion	MEN	1	
6 Piovarci	WAR	4	
10 COX	MEN	1	
14 WAGENER	WAR	2	
18 RAMOS	WAR	1	

Serve

		Count of SKILL	%	%-
2 POELMAN	WAR	6	17%	
3 SINNESAEEL	MEN	18	11%	22%
14 WAGENER	WAR	18	11%	17%
4 Radovic	MEN	11	9%	27%
4 DE BRABANDERE	WAR	13	8%	8%
7 Louati	MEN	15	7%	33%
1 VAN HAARLEM	MEN	24		17%
5 Martinez Gion	MEN	10		20%
6 Piovarci	WAR	13		23%
8 BACKAERT	WAR	11		27%
8 VER EECKE	MEN	3		
9 De Schrijver	WAR	15		13%
10 COX	MEN	13		23%
18 RAMOS	WAR	7		29%

Reception

		Count of SKILL	%	%-	%
10 VERBOOMEN	WAR	26	42%	23%	4%
7 Louati	MEN	25	40%	12%	4%
6 LEMAY	MEN	13	38%	23%	
1 COUCKE	WAR	3	33%		
4 DE BRABANDERE	WAR	26	19%	35%	
9 De Schrijver	WAR	17	18%	18%	18%
8 VER EECKE	MEN	12	17%	33%	
5 Martinez Gion	MEN	19	16%	16%	16%
8 BACKAERT	WAR	1			

UPPER:

TOI = Team of Interest = Team analyzed OPP = Opponent
 XXXServe = who served XXXSCORE = who got the point



2014-2015

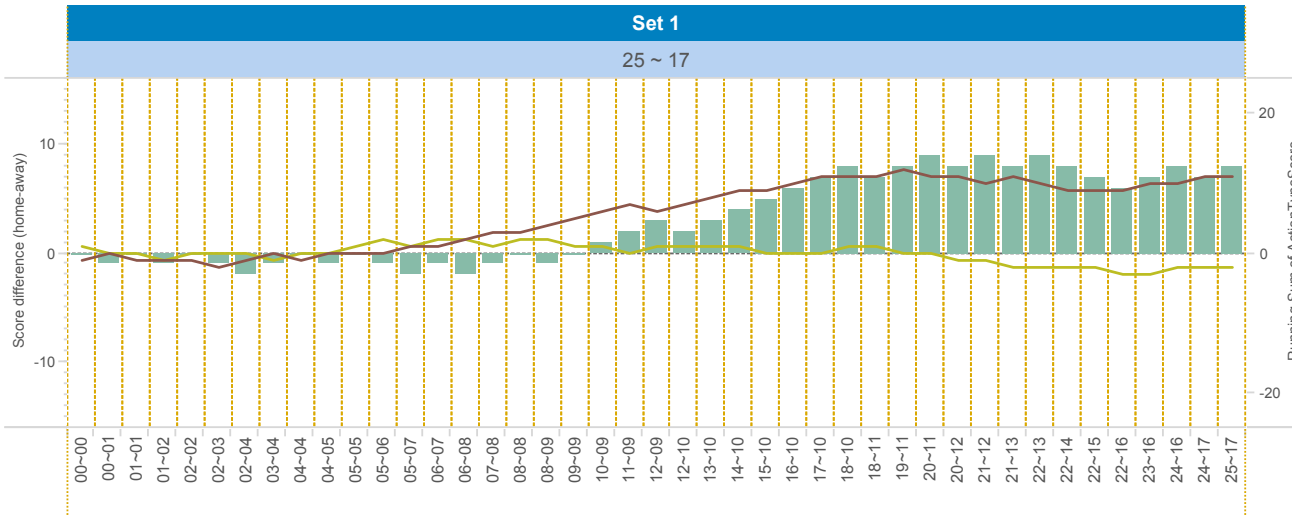
DATA

BelgiumVolleyStats.be
By Marnix Acar

© Trainerstuff.be
By Wouter Iaroy

VIZ

(20150207) MEN ~ WAR (3 ~ 1)
Set analysis - Set 1



TEAM_NAME

- MEN
- WAR

UPPER LEFT:

+1: A# - B# - S# -1: A=, A/, B=, B/, S=, R=, D=, F=, S=

LOWER LEFT:

TOI = Team of Interest = Team analyzed OPP = Opponent
XXXServe = who served XXXSCORE = who got the point

LOWER RIGHT:

Attack sorted on #SCORE

		Set 1													
		TOIServe						OPPServe							
		TOIScore			OPPScore			Total	TOIScore			OPPScore			Total
TOI	Scorin..	TOI	OPP	Total	TOI	OPP	Total		TOI	OPP	Total	TOI	OPP	Total	
MEN	A#	6		6		9	9	15	9		9		1	1	10
	S#	1		1				1							
	A=		1	1				1				2		2	
	A/		4	4				4						4	
	S=					4		4		3	3				3
	Total		7	5	12	4	9	13	25	9	3	12	2	1	3
WAR	A#	1		1		9	9	10	9		9		6	6	15
	S#											1		1	
	A=		2	2				2				1		1	
	A/											4		4	
	S=					3		3		4	4				4
	Total		1	2	3	3	9	12	15	9	4	13	5	7	12

Attacking skills

		Count of SKILL	#SCORE	#SCORE%	NOSCORE	NOSCORE%	=SCORE	=SCORE%	EFF	
10	COX	MEN	7	5	71%	1	14%	1	14%	57%
4	Radovic	MEN	3	3	100%	0	0%	0	0%	100%
1	VAN HAARLEM	MEN	2	2	100%	0	0%	0	0%	100%
4	DE BRABANDERE	WAR	5	2	40%	2	40%	1	20%	20%
5	Martinez Gion	MEN	2	2	100%	0	0%	0	0%	100%
6	Piovarci	WAR	3	2	67%	1	33%	0	0%	67%
7	Louati	MEN	6	2	33%	3	50%	1	17%	17%
9	De Schrijver	WAR	5	2	40%	2	40%	1	20%	20%
18	RAMOS	WAR	6	2	33%	1	17%	3	50%	-17%
3	SINNESAEEL	MEN	3	1	33%	2	67%	0	0%	33%
8	BACKAERT	WAR	2	1	50%	1	50%	0	0%	50%
14	WAGENER	WAR	1	1	100%	0	0%	0	0%	100%



2014-2015

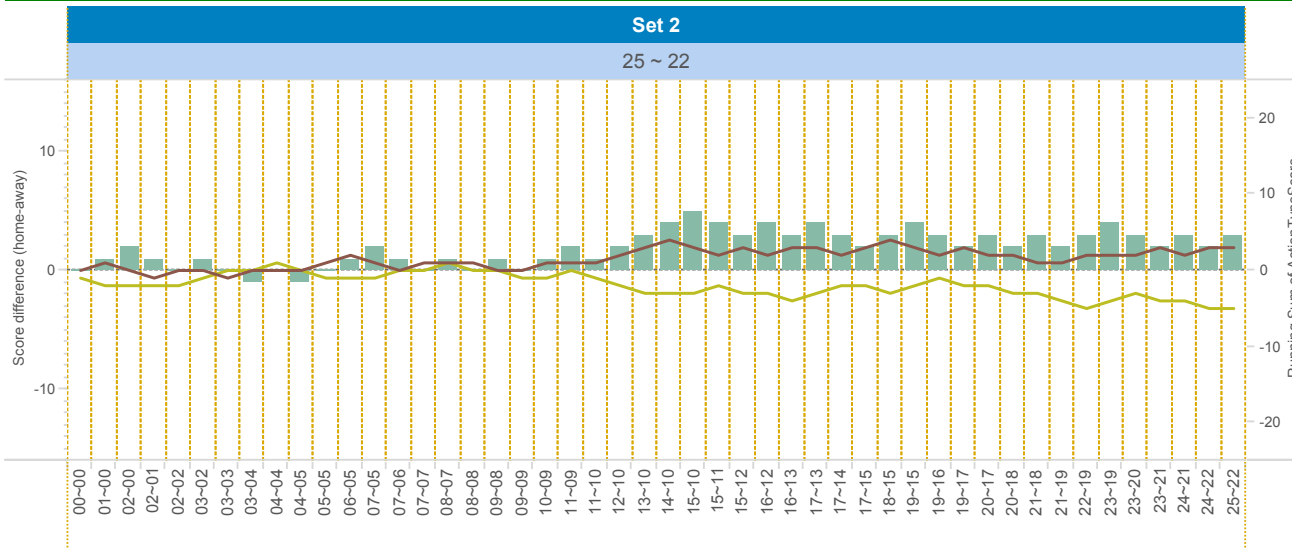
DATA

BelgiumVolleyStats.be
By Marnix Acar

© Trainerstuff.be
By Wouter Laroy

VIZ

(20150207) MEN ~ WAR (3 ~ 1)
Set analysis - Set 2



TEAM_NAME

- MEN
- WAR

UPPER LEFT:

+1: A# - B# - S# -1: A=, A/, B=, B/, S=, R=, D=, F=, S=

LOWER LEFT:

TOI = Team of Interest = Team analyzed OPP = Opponent
XXXServe = who served XXXSCORE = who got the point

LOWER RIGHT:

Attack sorted on #SCORE

Attacking skills

TOI	Scorin..	Set 2													
		TOIServe						OPPServe							
		TOIScore			OPPScore			Total	TOIScore			OPPScore			Total
TOI	OPP	Total	TOI	OPP	Total	TOI	OPP		Total	TOI	OPP	Total			
MEN	A#	6		6		7	7	13	9		9		1	1	10
	S#	2		2				2					2	2	2
	A=									3	3		1	1	4
	A/		1	1			1						3	3	3
	S=				8		8	8		4	4				4
	Total		8	1	9	8	7	15	24	9	7	16	4	3	7
WAR	A#	1		1		9	9	10	7		7		6	6	13
	S#	2		2				2					2	2	2
	A=		1	1	3		3	4							
	A/		3	3			3					1	1	1	1
	S=				4		4	4		8	8				8
	Total		3	4	7	7	9	16	23	7	8	15	1	8	9

		Count of SKILL	#SCORE	#SCORE%	NOSCORE	NOSCORE%	=SCORE	=SCORE%	EFF
7 Louati	MEN	10	5	50%	4	40%	1	10%	40%
4 DE BRABANDERE	WAR	8	3	38%	4	50%	1	13%	25%
5 Martinez Gion	MEN	4	3	75%	0	0%	1	25%	50%
10 COX	MEN	5	3	60%	0	0%	2	40%	20%
3 SINNESAEEL	MEN	2	2	100%	0	0%	0	0%	100%
4 Radovic	MEN	2	2	100%	0	0%	0	0%	100%
2 POELMAN	WAR	1	1	100%	0	0%	0	0%	100%
6 Piovarci	WAR	5	1	20%	1	20%	3	60%	-40%
9 De Schrijver	WAR	4	1	25%	3	75%	0	0%	25%
14 WAGENER	WAR	1	1	100%	0	0%	0	0%	100%
18 RAMOS	WAR	2	1	50%	1	50%	0	0%	50%
1 VAN HAARLEM	MEN	1	0	0%	1	100%	0	0%	0%



2014-2015

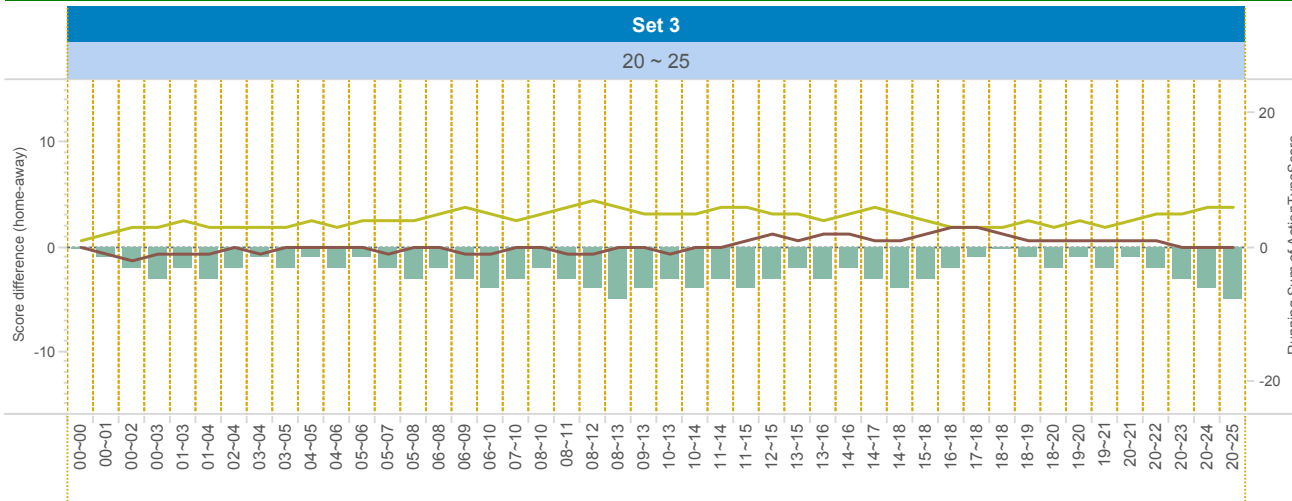
DATA

BelgiumVolleyStats.be
By Marnix Acar

© Trainerstuff.be
By Wouter Laroy

ZIV

(20150207) MEN ~ WAR (3 ~ 1)
Set analysis - Set 3



TEAM_NAME

- MEN
- WAR

UPPER LEFT:

+1: A# - B# - S# -1: A=, A/, B=, B/, S=, R=, D=, F=, S=

LOWER LEFT:

TOI = Team of Interest = Team analyzed OPP = Opponent
XXXServe = who served XXXSCORE = who got the point

LOWER RIGHT:

Attack sorted on #SCORE

		Set 3															
		TOIServe							OPPServe								
		TOIScore			OPPScore				Total	TOIScore			OPPScore				Total
TOI	Scorin..	TOI	OPP	Total	TOI	OPP	Total	TOI		OPP	Total	TOI	OPP	Total	Total		
MEN	A#	3		3		10	10	13	7		7		6	6	13		
	S#												2	2	2		
	A=		1	1	1		1	2		1	1	2		2	3		
	A/		2	2			2	2			1	1		1	1		
	S=					3	3	3		4	4				4		
	E=		1	1			1	1					1	1	1		
	B=									1	1				1		
	Total	3	4	7	4	10	14	21	7	6	13	3	8	11	24		
WAR	A#	6		6		7	7	13	10		10		3	3	13		
	S#	2		2			2	2							2		
	A=		2	2	1		1	3		1	1	1		1	2		
	A/		1	1			1	1			2	2		2	2		
	S=					4	4	4		3	3				3		
	E=												1	1	1		
	B=					1	1	1	1						1		
	Total	8	3	11	6	7	13	24	10	4	14	4	3	7	21		

Attacking skills

		Count of SKILL	#SCORE	#SCORE%	NOSCORE	NOSCORE%	=SCORE	=SCORE%	EFF
18 RAMOS	WAR	10	7	70%	2	20%	1	10%	60%
7 Louati	MEN	9	4	44%	3	33%	2	22%	22%
6 Piovarci	WAR	7	3	43%	4	57%	0	0%	43%
9 De Schrijver	WAR	6	3	50%	2	33%	1	17%	33%
3 SINNESAEEL	MEN	2	2	100%	0	0%	0	0%	100%
8 BACKAERT	WAR	5	2	40%	1	20%	2	40%	0%
8 VER EECKE	MEN	4	2	50%	2	50%	0	0%	50%
10 COX	MEN	6	2	33%	2	33%	2	33%	0%
4 DE BRABANDERE	WAR	2	1	50%	1	50%	0	0%	50%
4 Radovic	MEN	2	0	0%	2	100%	0	0%	0%
5 Martinez Gion	MEN	1	0	0%	1	100%	0	0%	0%



2014-2015

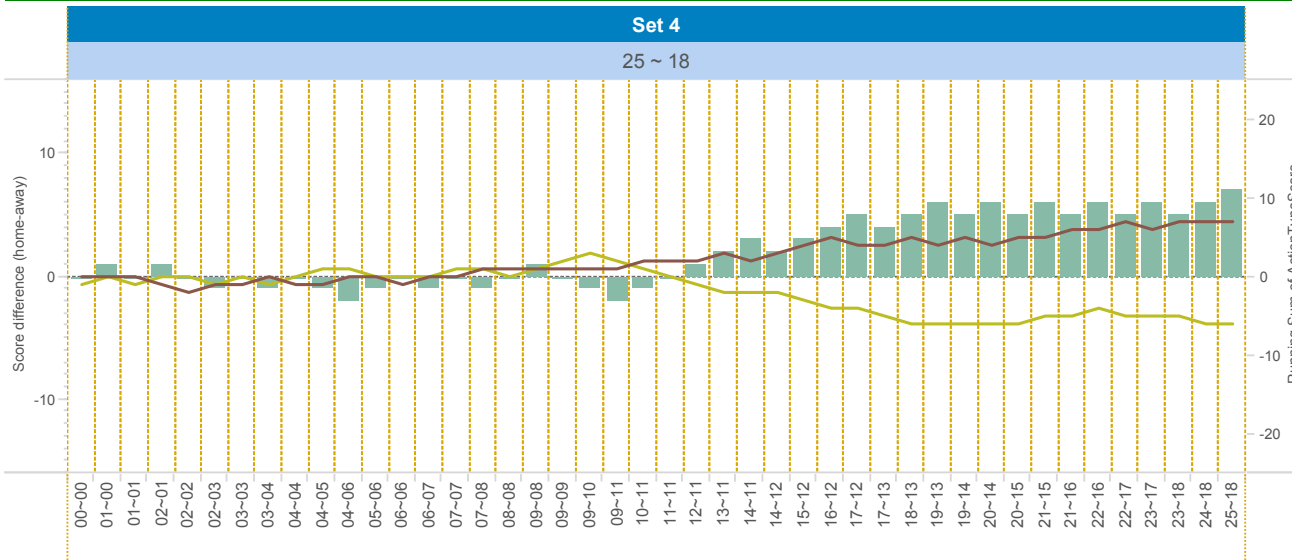
DATA

BelgiumVolleyStats.be
By Marnix Acar

© Trainerstuff.be
By Wouter Laroy

VIZ

(20150207) MEN ~ WAR (3 ~ 1)
Set analysis - Set 4



TEAM_NAME

- MEN
- WAR

UPPER LEFT:

+1: A# - B# - S# -1: A=, A/, B=, B/, S=, R=, D=, F=, S=

LOWER LEFT:

TOI = Team of Interest = Team analyzed OPP = Opponent
XXXServe = who served XXXSCORE = who got the point

LOWER RIGHT:

Attack sorted on #SCORE

Attacking skills

		Set 4													
		TOIServe						OPPServe							
		TOISCORE		OPPSCORE		Total	TOISCORE		OPPSCORE		Total	Total			
TOI	Scorin..	TOI	OPP	Total	TOI	OPP	Total	TOI	OPP	Total	TOI	OPP	Total		
MEN	A#	1		1	8		8	9	11		11	3	3	14	
	S#	1		1				1							
	A=		5	5				5	1		1	1	2		
	A/		3	3				3							
	S=				6	6		6	3	3		3	3	6	
	Total		2	8	10	6	8	14	24	11	4	15	1	3	4
WAR	A#	3		3	11		11	14	8		8	1	1	9	
	S#											1	1	1	
	A=		1	1	1	1		2				5	5	5	
	A/								3		3	3	3	3	
	S=				3	3		3	6	6		6		6	
	Total		3	1	4	4	11	15	19	8	6	14	8	2	10

		Count of SKILL	#SCORE	#SCORE%	NOSCORE	NOSCORE%	=SCORE	=SCORE%	EFF	
3	SINNESAEI	MEN	5	5	100%	0	0%	0	0%	100%
9	De Schrijver	WAR	7	4	57%	2	29%	1	14%	43%
18	RAMOS	WAR	10	4	40%	0	0%	6	60%	-20%
4	Radovic	MEN	3	2	67%	0	0%	1	33%	33%
7	Louati	MEN	5	2	40%	3	60%	0	0%	40%
10	COX	MEN	4	2	50%	2	50%	0	0%	50%
14	WAGENER	WAR	2	2	100%	0	0%	0	0%	100%
8	BACKAERT	WAR	2	1	50%	0	0%	1	50%	0%
8	VER EECKE	MEN	1	1	100%	0	0%	0	0%	100%
4	DE BRABANDERE	WAR	3	0	0%	2	67%	1	33%	-33%
6	Piovarci	WAR	1	0	0%	1	100%	0	0%	0%



2014-2015

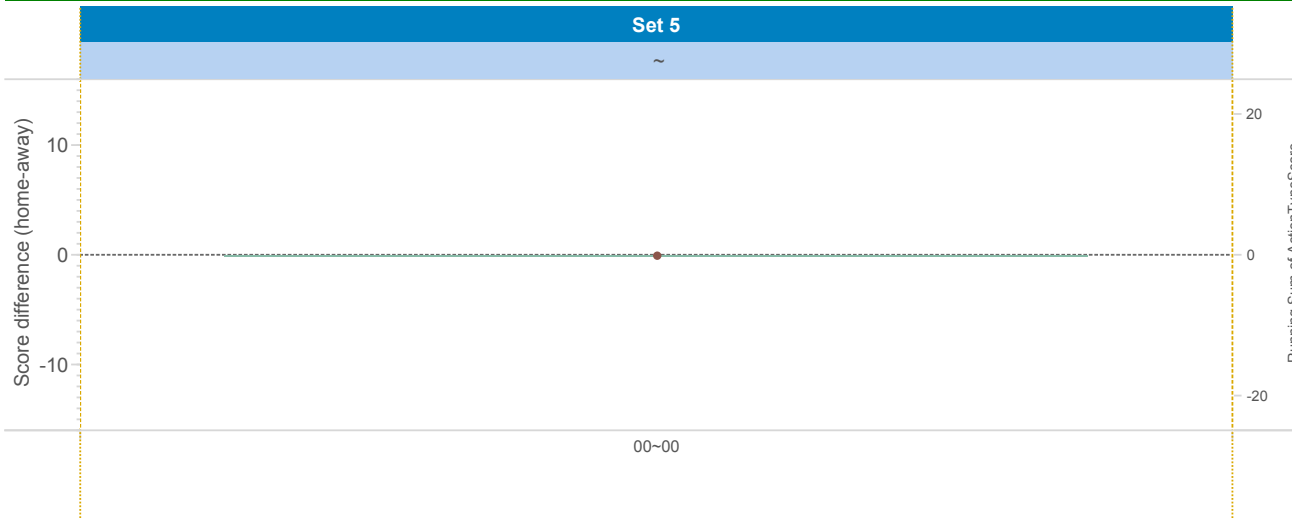
DATA

BelgiumVolleyStats.be
By Marnix Acar

© Trainerstuff.be
By Wouter laroy

VIZ

(20150207) MEN ~ WAR (3 ~ 1)
Set analysis - Set 5



TEAM_NAME

■ MEN

UPPER LEFT:

+1: A# - B# - S# -1: A=, A/, B=, B/, S=, R=, D=, F=, S=

LOWER LEFT:

TOI = Team of Interest = Team analyzed OPP = Opponent
XXXServe = who served XXXSCORE = who got the point

LOWER RIGHT:

Attack sorted on #SCORE

Attacking skills

		Count of SKILL	#SCORE	#SCORE%	NOSCORE	NOSCORE%	=SCORE	=SCORE%	EFF
18 RAMOS	WAR	28	14	50%	4	14%	10	36%	14%
7 Louati	MEN	30	13	43%	13	43%	4	13%	30%
10 COX	MEN	22	12	55%	5	23%	5	23%	32%
3 SINNESAEEL	MEN	12	10	83%	2	17%	0	0%	83%
9 De Schrijver	WAR	22	10	45%	9	41%	3	14%	32%
4 Radovic	MEN	10	7	70%	2	20%	1	10%	60%
4 DE BRABANDERE	WAR	18	6	33%	9	50%	3	17%	17%
6 Piovarci	WAR	16	6	38%	7	44%	3	19%	19%
5 Martinez Gion	MEN	7	5	71%	1	14%	1	14%	57%
8 BACKAERT	WAR	9	4	44%	2	22%	3	33%	11%
14 WAGENER	WAR	4	4	100%	0	0%	0	0%	100%
8 VER EECHE	MEN	5	3	60%	2	40%	0	0%	60%
1 VAN HAARLEM	MEN	3	2	67%	1	33%	0	0%	67%
2 POELMAN	WAR	1	1	100%	0	0%	0	0%	100%



2014-2015

DATA

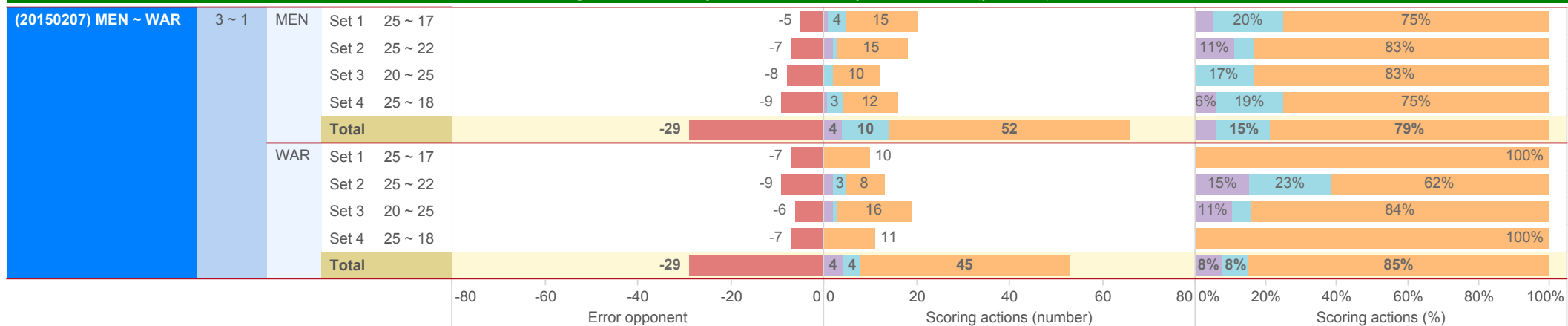
BelgiumVolleyStats.be
By Marnix Acar

© Trainerstuff.be
By Wouter Laroy

VIZ

(20150207) MEN ~ WAR (3 ~ 1)

Scoring Actions Analyzed: how were points made (per set)



S - Serve B - Block A - Attack



2014-2015

DATA

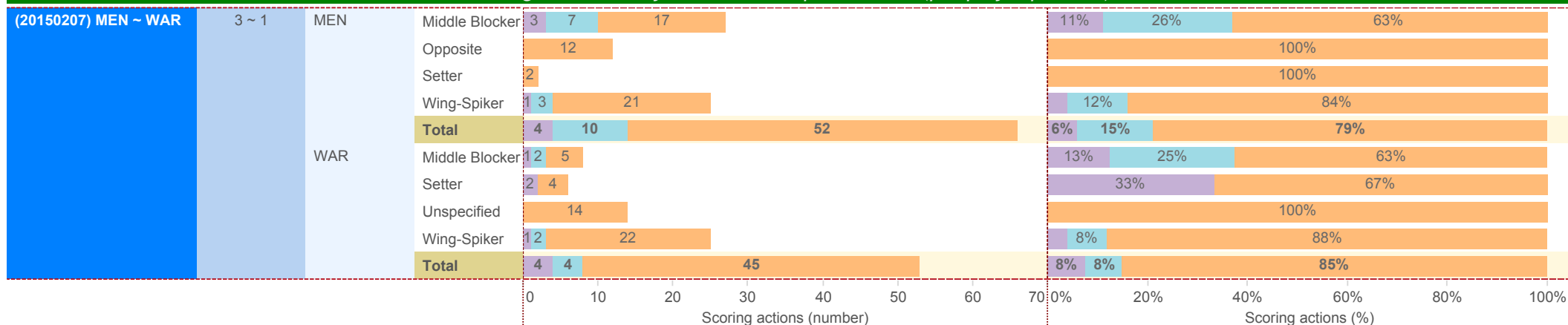
BelgiumVolleyStats.be
By Marnix Acar

© Trainerstuff.be
By Wouter Laroy

VIZ

(20150207) MEN ~ WAR (3 ~ 1)

Scoring Actions Analyzed: how were points made (per player position)



S - Serve B - Block A - Attack



2014-2015

DATA

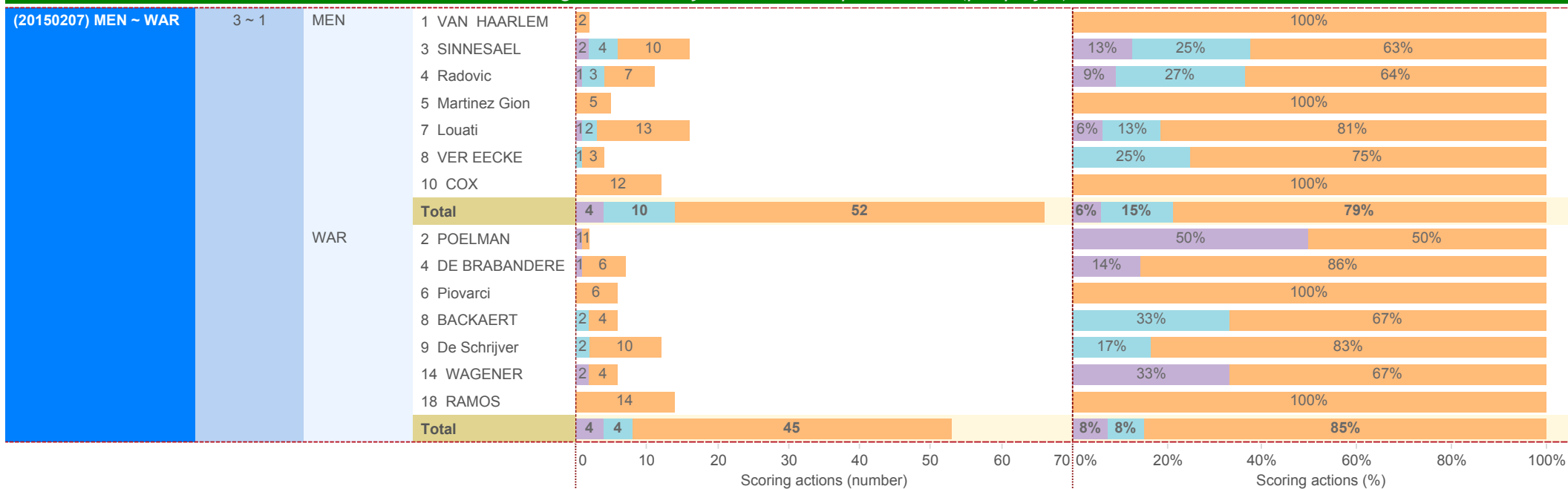
BelgiumVolleyStats.be
By Marnix Acar

© Trainerstuff.be
By Wouter Laroy

VIZ

(20150207) MEN ~ WAR (3 ~ 1)

Scoring Actions Analyzed: how were points made (per player)



S - Serve B - Block A - Attack



2014-2015

DATA

BelgiumVolleyStats.be
By Marnix Acar

© Trainerstuff.be
By Wouter Laroy

VIZ

(20150207) MEN ~ WAR (3 ~ 1)
Skills in detail (per player position): Attack/Block

Category	Position	Game Won	Game Lost	Game Won %	Game Lost %	Game Won	Game Lost	Game Won %	Game Lost %	Game Won	Game Lost	Game Won %	Game Lost %	Game Won	Game Lost	Game Won %	Game Lost %	
A - Attack	MEN	Middle Blocker	17 (77%)	2 (9%)	22	73%												
		Opposite	12 (55%)	2 (9%)	22	32%												
		Setter	2 (67%)	1 (33%)	3	67%												
		Wing-Spiker	21 (50%)	5 (12%)	3 (2%)	8 (19%)	1 (2%)	4 (10%)	42	38%								
		Total	52 (58%)	10 (11%)	3 (4%)	13 (15%)	4 (4%)	7 (8%)	89	46%								
	WAR	Middle Blocker	5 (50%)	1 (10%)	10	20%												
		Setter	4 (100%)		4	100%												
		Unspecified	14 (50%)		1 (14%)	3 (11%)	4 (14%)	6 (21%)	28	14%								
		Wing-Spiker	22 (39%)	11 (20%)	5 (7%)	9 (16%)	4 (7%)	5 (9%)	56	23%								
		Total	45 (46%)	12 (12%)	6 (10%)	13 (13%)	10 (10%)	12 (12%)	98	23%								
B - Block	MEN	Middle Blocker	7 (64%)		3 ()			1 (9%)	11	55%								
		Opposite						1 (100%)	1	-100%								
		Setter			2 ()			2 (50%)	4	-50%								
		Wing-Spiker	3 (60%)					2 (40%)	5	20%								
		Total	10 (48%)		5 ()			6 (29%)	21	19%								
	WAR	Middle Blocker	2 (29%)	1 (14%)				4 (57%)	7	-29%								
		Setter			1 ()			1 (50%)	2	-50%								
		Unspecified						1 (100%)	1	-100%								
		Wing-Spiker	2 (25%)		1 ()			5 (63%)	8	-38%								
		Total	4 (22%)	1 (6%)	2 ()			11 (61%)	18	-39%								
		0 50 #	0 10 +	20 0 !	5 10 0 -	10 20 0 /	5 10 15 =	0 10 20	0 50 100	-200% 200%	Count of SKILL	EFF						



2014-2015

DATA

BelgiumVolleyStats.be
By Marnix Acar

© Trainerstuff.be
By Wouter Laroy

VIZ

(20150207) MEN ~ WAR (3 ~ 1)

Skills in detail (per player position): Serve/Reception

Skill	Position	Game Won		Game Lost		!	-	/	=	Count of SKILL	EFF	
		#	+	#	+							
S - Serve	MEN	Middle Blocker	3 (10%)	6 (21%)				11 (38%)	2 (7%)	7 (24%)	29	-14%
		Opposite		2 (15%)				8 (62%)		3 (23%)	13	-23%
		Setter		7 (29%)				11 (46%)	2 (8%)	4 (17%)	24	-17%
		Wing-Spiker	1 (4%)	10 (36%)				10 (36%)		7 (25%)	28	-21%
		Total	4 (4%)	25 (27%)				40 (43%)	4 (4%)	21 (22%)	94	-18%
	WAR	Middle Blocker	1 (6%)	6 (35%)				6 (35%)	1 (6%)	3 (18%)	17	-12%
		Setter	2 (11%)	4 (22%)				9 (50%)		3 (17%)	18	-6%
		Unspecified		1 (14%)				4 (57%)		2 (29%)	7	-29%
		Wing-Spiker	1 (2%)	8 (20%)				23 (56%)	3 (7%)	6 (15%)	41	-12%
		Total	4 (5%)	19 (23%)				42 (51%)	4 (5%)	14 (17%)	83	-12%
R - Reception	MEN	Libero	5 (38%)	3 (23%)			5 (38%)			13	0%	
		Wing-Spiker	15 (27%)	10 (18%)			23 (41%)	4 (7%)	4 (7%)	56	-7%	
		Total	20 (29%)	13 (19%)			28 (41%)	4 (6%)	4 (6%)	69	-6%	
	WAR	Libero	11 (42%)	6 (23%)			6 (23%)	2 (8%)	1 (4%)	26	-4%	
		Middle Blocker					1 (100%)			1	0%	
		Wing-Spiker	9 (20%)	12 (26%)			20 (43%)	2 (4%)	3 (7%)	46	-7%	
		Total	20 (27%)	18 (25%)			27 (37%)	4 (5%)	4 (5%)	73	-5%	



2014-2015

DATA

BelgiumVolleyStats.be
By Marnix Acar

© Trainerstuff.be
By Wouter Laroy

VIZ

(20150207) MEN ~ WAR (3 ~ 1)
Skills in detail (per player): Attack

A - Attack										Count of SKILL	EFF
MEN	1 VAN HAARLEM	2 (67%)	1 (33%)						3	67%	
	3 SINNESAELE	10 (83%)			2 (17%)				12	83%	
	4 Radovic	7 (70%)	2 (20%)				1 (10%)		10	60%	
	5 Martinez Gion	5 (71%)			1 (14%)	1 (14%)			7	57%	
	7 Louati	13 (43%)	5 (17%)	1 ()	7 (23%)		4 (13%)		30	30%	
	8 VER EECKE	3 (60%)		2 ()					5	60%	
	10 COX	12 (55%)	2 (9%)		3 (14%)	3 (14%)	2 (9%)		22	32%	
	Total	52 (58%)	10 (11%)	3 (4%)	13 (15%)	4 (4%)	7 (8%)		89	46%	
	WAR	2 POELMAN	1 (100%)							1	100%
		4 DE BRABANDERE	6 (33%)	4 (22%)	1 (6%)	4 (22%)	1 (6%)	2 (11%)		18	17%
6 Piovarci		6 (38%)	4 (25%)	2 (6%)	1 (6%)	1 (6%)	2 (13%)		16	19%	
8 BACKAERT		4 (44%)	1 (11%)		1 (11%)	2 (22%)	1 (11%)		9	11%	
9 De Schrijver		10 (45%)	3 (14%)	2 (9%)	4 (18%)	2 (9%)	1 (5%)		22	32%	
14 WAGENER		4 (100%)							4	100%	
18 RAMOS		14 (50%)		1 (14%)	3 (11%)	4 (14%)	6 (21%)		28	14%	
Total	45 (46%)	12 (12%)	6 (10%)	13 (13%)	10 (10%)	12 (12%)		98	23%		
		#	+	!	-	/	=				



2014-2015

DATA

BelgiumVolleyStats.be
By Marnix Acar

© Trainerstuff.be
By Wouter Laroy

VIZ

(20150207) MEN ~ WAR (3 ~ 1)
Skills in detail (per player): Block

B - Block	MEN	Skills in detail (per player): Block									
		#	+	!	-	/	=	Count of SKILL	EFF		
	1 VAN HAARLEM			2 (0)				2 (50%)	4	-50%	
	3 SINNESAEEL	4 (50%)		3 (0)			1 (13%)	8	38%		
	4 Radovic	3 (100%)						3	100%		
	5 Martinez Gion						1 (100%)	1	-100%		
	7 Louati	2 (67%)					1 (33%)	3	33%		
	8 VER EECKE	1 (100%)						1	100%		
	10 COX						1 (100%)	1	-100%		
	Total	10 (48%)		5 (0)			6 (29%)	21	19%		
	WAR										
	2 POELMAN						1 (100%)	1	-100%		
	4 DE BRABANDERE						1 (100%)	1	-100%		
	6 Piovarci			1 (0)			3 (75%)	4	-75%		
	8 BACKAERT	2 (33%)	1 (17%)				3 (50%)	6	-17%		
	9 De Schrijver	2 (67%)					1 (33%)	3	33%		
	14 WAGENER			1 (0)			1 (50%)	2	-50%		
	18 RAMOS						1 (100%)	1	-100%		
	Total	4 (22%)	1 (6%)	2 (0)			11 (61%)	18	-39%		
		#	+	!	-	/	=	Count of SKILL	EFF		



2014-2015

DATA

BelgiumVolleyStats.be
By Marnix Acar

© Trainerstuff.be
By Wouter Laroy

VIZ

(20150207) MEN ~ WAR (3 ~ 1)

Skills in detail (per player): Serve

S - Serve		#	+	!	-	/	=	Count of SKILL	EFF		
MEN	1 VAN HAARLEM	7 (29%)			11 (46%)		2 (8%)	4 (17%)	24	-17%	
	3 SINNESAEEL	2 (11%)	3 (17%)		7 (39%)		2 (11%)	4 (22%)	18	-11%	
	4 Radovic	1 (9%)	3 (27%)		4 (36%)			3 (27%)	11	-18%	
	5 Martinez Gion		4 (40%)		4 (40%)			2 (20%)	10	-20%	
	7 Louati	1 (7%)	3 (20%)		6 (40%)			5 (33%)	15	-27%	
	8 VER EECKE		3 (100%)						3	0%	
	10 COX		2 (15%)		8 (62%)			3 (23%)	13	-23%	
	Total	4 (4%)	25 (27%)		40 (43%)	4 (4%)	21 (22%)	94	-18%		
	WAR	2 POELMAN	1 (17%)	2 (33%)		3 (50%)				6	17%
		4 DE BRABANDERE	1 (8%)	2 (15%)		9 (69%)		1 (8%)	13	0%	
6 Piovarci			4 (31%)		4 (31%)	2 (15%)	3 (23%)	13	-23%		
8 BACKAERT			4 (36%)		3 (27%)	1 (9%)	3 (27%)	11	-27%		
9 De Schrijver			2 (13%)		10 (67%)	1 (7%)	2 (13%)	15	-13%		
14 WAGENER		2 (11%)	4 (22%)		9 (50%)		3 (17%)	18	-6%		
18 RAMOS			1 (14%)		4 (57%)		2 (29%)	7	-29%		
Total	4 (5%)	19 (23%)		42 (51%)	4 (5%)	14 (17%)	83	-12%			
		#	+	!	-	/	=	Count of SKILL	EFF		



2014-2015

DATA

BelgiumVolleyStats.be
By Marnix Acar

© Trainerstuff.be
By Wouter Laroy

VIZ

(20150207) MEN ~ WAR (3 ~ 1)
Skills in detail (per player): Reception

R - Reception	MEN	#		+		!		-		/		=		Count of SKILL	EFF
		Count	%	Count	%	Count	%	Count	%	Count	%	Count	%		
	5 Martinez Gion	3	(16%)	3	(16%)			8	(42%)	2	(11%)	3	(16%)	19	-16%
	6 LEMAY	5	(38%)	3	(23%)			5	(38%)					13	0%
	7 Louati	10	(40%)	3	(12%)			9	(36%)	2	(8%)	1	(4%)	25	-4%
	8 VER EECKE	2	(17%)	4	(33%)			6	(50%)					12	0%
	Total	20	(29%)	13	(19%)			28	(41%)	4	(6%)	4	(6%)	69	-6%
	WAR														
	1 COUCKE	1	(33%)					2	(67%)					3	0%
	4 DE BRABANDERE	5	(19%)	9	(35%)			12	(46%)					26	0%
	8 BACKAERT							1	(100%)					1	0%
	9 De Schrijver	3	(18%)	3	(18%)			6	(35%)	2	(12%)	3	(18%)	17	-18%
	10 VERBOOMEN	11	(42%)	6	(23%)			6	(23%)	2	(8%)	1	(4%)	26	-4%
	Total	20	(27%)	18	(25%)			27	(37%)	4	(5%)	4	(5%)	73	-5%
		#		+		!		-		/		=			