



2014-2015

DATA

BelgiumVolleyStats.be
By Marnix Acar

© Trainerstuff.be
By Wouter Laroy

VIZ

Scouting data provided by: Marnix Acar - www.BelgiumVolleyStats.be

Data processing and vizualization: Wouter Laroy - www.trainerstuff.be

Questions/Remarks/Suggestions: info@belgiumvolleystats.be - wouterstrainerstuff@gmail.com

		(20150207) MAA ~ ROE				Grand Total
		1 ~ 3				
		Set 1	Set 2	Set 3	Set 4	
		17 ~ 25	15 ~ 25	25 ~ 17	21 ~ 25	
MAA	2 Dumont Libero				3	3
	3 Broshog Middle Blocker	5	5	11	9	11 19
	7 DERKONINGEN Libero	8	3	4	8	19
	8 RAYMAEKERS Middle Blocker	11	6	8	7	8 24
	9 Lecat Wing-Spiker	20	18	21	22	21 60
	10 Höhne Wing-Spiker	3	19	18	20	18 42
	14 Padar Opposite	18	8	14	14	14 40
	15 Finoli Setter	19	16	20	25	20 60
	16 Grozdanov Wing-Spiker		5			5
	17 Gotch Wing-Spiker	14				14
18 Lushtaku Setter		3			3	
ROE	2 TUERLINCKX Opposite	19	12	14	19	50 14
	3 Paulides Middle Blocker	6	7	10	12	25 10
	5 COOLMAN Middle Blocker	10	9	9	10	29 9
	6 DEJONCKHEERE Libero	5	7	10	9	21 10
	8 VERHANNEMAN Wing-Spiker	21	18	28	19	58 28
	11 CLAES Wing-Spiker				15	15
	12 VAN HIRTUM Wing-Spiker	11	13	15	7	31 15
	14 TERVAPORTTI Setter	19	18	19	17	54 19
		0 50	0 50	0 50	0 50	0 50
		Number of recorded actions	Number of recorded actions	Number of recorded actions	Number of recorded actions	Number of recorded actions

■ SET WON ■ SET LOST



2014-2015

DATA

BelgiumVolleyStats.be
By Marnix Acar

© Trainerstuff.be
By Wouter Laroy

VIZ

(20150207) MAA ~ ROE (1 ~ 3)
Game analysis

TOI	ScoringActi..	TOIServe						OPPServe							
		TOISCORE			OPPSCORE			Total	TOISCORE			OPPSCORE			Total
		TOI	OPP	Total	TOI	OPP	Total		TOI	OPP	Total	TOI	OPP	Total	
MAA	A#	5		5		35	35	40	33		33		10	10	43
	S#	5		5				5				14	14	14	
	A=		7	7	1		1	8		2	2	5	5	7	
	A\		4	4	2		2	6		1	1	3	3	4	
	S=				13		13	13		17	17			17	
	E=									1	1	3	3	4	
	D=		1	1	6		6	7		1	1			1	
	B=									1	1			1	
Total		10	12	22	22	35	57	79	33	23	56	11	24	35	91
ROE	A#	10		10		33	33	43	35		35		5	5	40
	S#	14		14				14				5	5	5	
	A=		5	5	2		2	7		1	1	7	7	8	
	A\		3	3	1		1	4		2	2	4	4	6	
	S=				17		17	17		13	13			13	
	E=		3	3	1		1	4							
	D=				1		1	1		6	6	1	1	7	
	B=				1		1	1							
Total		24	11	35	23	33	56	91	35	22	57	12	10	22	79

Attack

		Count of SKILL	%SCORE	%SCORE	EFF
11 CLAES	ROE	2	100%	0%	100%
14 TERVAPORTTI	ROE	2	100%	0%	100%
3 Paulides	ROE	9	89%	11%	78%
5 COOLMAN	ROE	9	78%	0%	78%
8 RAYMAEKERS	MAA	10	70%	20%	50%
15 Finoli	MAA	3	67%	0%	67%
17 Gotch	MAA	3	67%	0%	67%
8 VERHANNEMAN	ROE	28	61%	14%	46%
14 Padar	MAA	24	58%	8%	50%
10 Höhne	MAA	11	55%	9%	45%
16 Grozdanov	MAA	2	50%	50%	0%
2 TUERLINCKX	ROE	27	44%	26%	19%
3 Broshog	MAA	9	44%	33%	11%
9 Lecat	MAA	15	33%	13%	20%
12 VAN HIRTUM	ROE	14	21%	14%	7%

Block

		Count of SKILL	#
5 COOLMAN	ROE	7	2
14 Padar	MAA	6	2
2 TUERLINCKX	ROE	4	1
3 Broshog	MAA	4	1
8 RAYMAEKERS	MAA	9	1
8 VERHANNEMAN	ROE	7	1
14 TERVAPORTTI	ROE	4	1
15 Finoli	MAA	8	1
3 Paulides	ROE	7	
9 Lecat	MAA	1	
10 Höhne	MAA	1	
11 CLAES	ROE	1	
12 VAN HIRTUM	ROE	1	
18 Lushtaku	MAA	1	

Serve

		Count of SKILL	%	%
11 CLAES	ROE	5	40%	20%
8 VERHANNEMAN	ROE	12	33%	17%
14 Padar	MAA	15	20%	27%
14 TERVAPORTTI	ROE	15	20%	13%
2 TUERLINCKX	ROE	17	18%	18%
3 Paulides	ROE	12	17%	25%
10 Höhne	MAA	10	10%	10%
9 Lecat	MAA	15	7%	13%
12 VAN HIRTUM	ROE	15	7%	20%
2 Dumont	MAA	2		
3 Broshog	MAA	12		
5 COOLMAN	ROE	15		20%
8 RAYMAEKERS	MAA	10		10%
15 Finoli	MAA	11		9%
16 Grozdanov	MAA	1		100%
17 Gotch	MAA	2		100%
18 Lushtaku	MAA	1		100%

Reception

		Count of SKILL	%	%	%
8 VERHANNEMAN	ROE	32	59%	9%	9%
6 DEJONCKHEERE	ROE	17	41%	18%	6%
10 Höhne	MAA	26	38%	15%	8%
12 VAN HIRTUM	ROE	13	38%	23%	8%
7 DERKONINGEN	MAA	6	33%		50%
17 Gotch	MAA	7	29%		57%
9 Lecat	MAA	35	26%	20%	14%
11 CLAES	ROE	4		75%	

UPPER:
TOI = Team of Interest = Team analyzed OPP = Opponent
XXXServe = who served XXXSCORE = who got the point



2014-2015

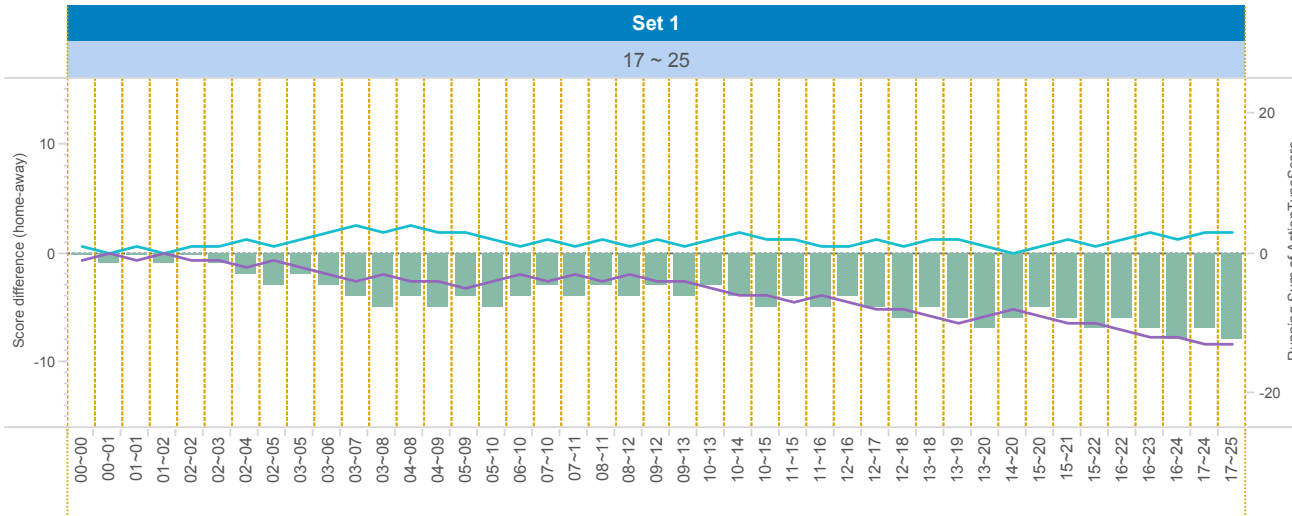
DATA

BelgiumVolleyStats.be
By Marnix Acar

© Trainerstuff.be
By Wouter Iaroy

VIZ

(20150207) MAA ~ ROE (1 ~ 3)
Set analysis - Set 1



TEAM_NAME

- MAA
- ROE

UPPER LEFT:

+1: A# - B# - S# -1: A=, A/, B=, B/, S=, R=, D=, F=, S=

LOWER LEFT:

TOI = Team of Interest = Team analyzed OPP = Opponent
XXXServe = who served XXXSCORE = who got the point

LOWER RIGHT:

Attack sorted on #SCORE

Attacking skills

		Set 1													
		TOIServe						OPPServe							
		TOIScore			OPPScore			Total	TOIScore			OPPScore			Total
TOI	Scorin..	TOI	OPP	Total	TOI	OPP	Total	TOI	OPP	Total	TOI	OPP	Total	Total	
MAA	A#				10			10	8		8	1			9
	S#	1		1				1			5			5	
	A=								1	1	1			2	
	A/		1	1	1		1	2	1	1	1			2	
	S=				3			3		5	5			5	
	E=										1			1	
	D=				2			2						2	
	Total	1	1	2	6	10	16	18	8	7	15	3	6	9	24
ROE	A#	1		1	8			9	10		10				10
	S#	5		5				5			1			1	
	A=		1	1	1		1	2						2	
	A/		1	1	1		1	2		1	1			2	
	S=				5			5		3	3			3	
	E=		1	1				1						1	
	D=									2	2			2	
	Total	6	3	9	7	8	15	24	10	6	16	1	1	2	18

		Count of SKILL	#SCORE	#SCORE%	NOSCORE	NOSCORE%	=SCORE	=SCORE%	EFF	
8	VERHANNEMAN	ROE	6	4	67%	1	17%	1	17%	50%
2	TUERLINCKX	ROE	7	3	43%	2	29%	2	29%	14%
14	Padar	MAA	8	3	38%	4	50%	1	13%	25%
3	Paulides	ROE	2	2	100%	0	0%	0	0%	100%
8	RAYMAEKERS	MAA	4	2	50%	1	25%	1	25%	25%
12	VAN HIRTUM	ROE	2	2	100%	0	0%	0	0%	100%
17	Gotch	MAA	3	2	67%	1	33%	0	0%	67%
5	COOLMAN	ROE	2	1	50%	1	50%	0	0%	50%
9	Lecat	MAA	5	1	20%	3	60%	1	20%	0%
14	TERVAPORTTI	ROE	1	1	100%	0	0%	0	0%	100%
15	Finoli	MAA	1	0	0%	1	100%	0	0%	0%



2014-2015

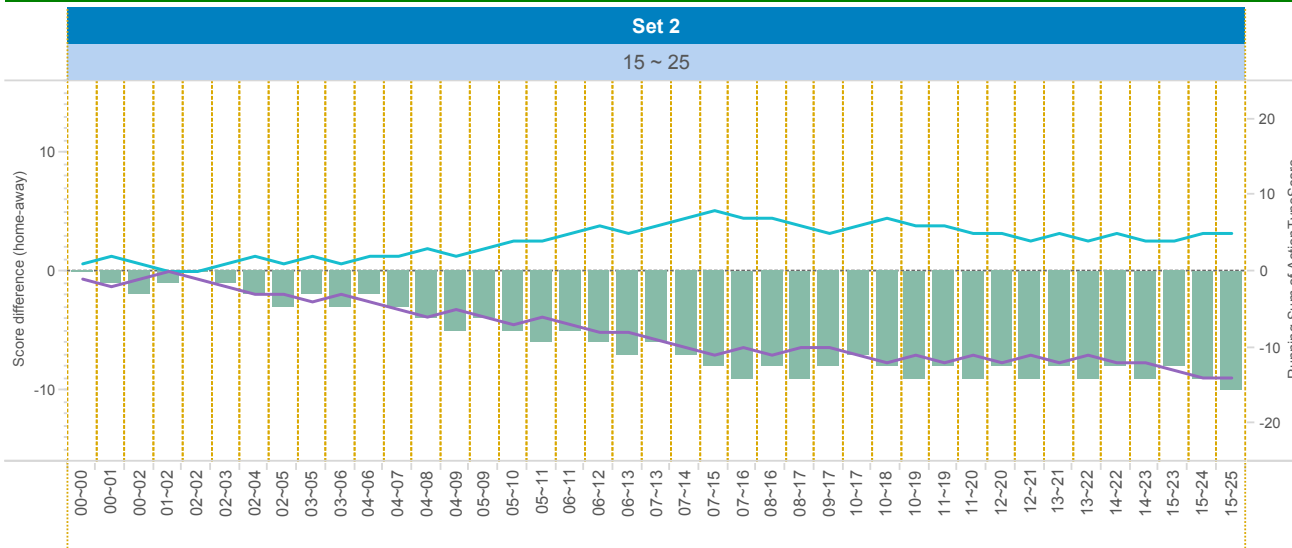
DATA

BelgiumVolleyStats.be
By Marnix Acar

© Trainerstuff.be
By Wouter Iaroy

ZIV

(20150207) MAA ~ ROE (1 ~ 3)
Set analysis - Set 2



TEAM_NAME

MAA

ROE

UPPER LEFT:

+1: A# - B# - S# -1: A=, A/, B=, B/, S=, R=, D=, F=, S=

LOWER LEFT:

TOI = Team of Interest = Team analyzed OPP = Opponent
XXXServe = who served XXXSCORE = who got the point

LOWER RIGHT:

Attack sorted on #SCORE

Attacking skills

		Set 2												
		TOIServe						OPPServe						
		TOIScore			OPPScore			TOIScore			OPPScore			Total
TOI	Scorin..	TOI	OPP	Total	TOI	OPP	Total	TOI	OPP	Total	TOI	OPP	Total	Total
MAA	A#				6		6	8		8	5		5	13
	S#										4		4	4
	A=		1	1			1				1		1	1
	A/		1	1	1		1				2		2	2
	S=				5		5		3	3				3
	E=								1	1				1
	D=				1		1	1	1	1				1
	Total		2	2	7	6	13	15	8	5	13	3	9	12
ROE	A#	5		5	8		8	6		6				6
	S#	4		4			4							4
	A=		1	1			1				1		1	1
	A/		2	2			2		1	1	1		1	2
	S=				3		3	3	5	5				5
	E=				1		1	1						1
	D=				1		1	1	1	1				1
	Total	9	3	12	5	8	13	25	6	7	13	2	2	15

		Count of SKILL	#SCORE	#SCORE%	NOSCORE	NOSCORE%	=SCORE	=SCORE%	EFF	
2	TUERLINCKX	ROE	5	4	80%	0	0%	1	20%	60%
8	VERHANNEMAN	ROE	7	4	57%	2	29%	1	14%	43%
14	Padar	MAA	5	4	80%	0	0%	1	20%	60%
10	Höhne	MAA	2	2	100%	0	0%	0	0%	100%
3	Broshog	MAA	2	1	50%	0	0%	1	50%	0%
3	Paulides	ROE	1	1	100%	0	0%	0	0%	100%
5	COOLMAN	ROE	1	1	100%	0	0%	0	0%	100%
8	RAYMAEKERS	MAA	2	1	50%	0	0%	1	50%	0%
9	Lecat	MAA	3	1	33%	2	67%	0	0%	33%
12	VAN HIRTUM	ROE	3	1	33%	2	67%	0	0%	33%
14	TERVAPORTTI	ROE	1	1	100%	0	0%	0	0%	100%
16	Grozdanov	MAA	2	1	50%	0	0%	1	50%	0%



2014-2015

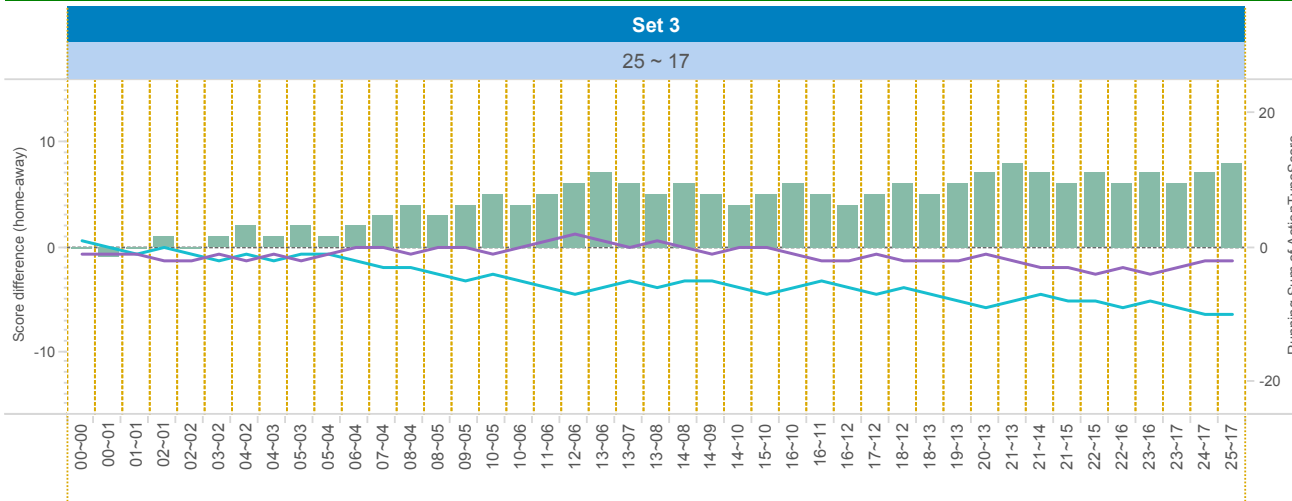
DATA

BelgiumVolleyStats.be
By Marnix Acar

© Trainerstuff.be
By Wouter Laroy

VIZ

(20150207) MAA ~ ROE (1 ~ 3)
Set analysis - Set 3



TEAM_NAME

- MAA
- ROE

UPPER LEFT:

+1: A# - B# - S# -1: A=, A/, B=, B/, S=, R=, D=, F=, S=

LOWER LEFT:

TOI = Team of Interest = Team analyzed OPP = Opponent
XXXServe = who served XXXSCORE = who got the point

LOWER RIGHT:

Attack sorted on #SCORE

		Set 3															
		TOIServe							OPPServe								
		TOIScore			OPPScore				Total	TOIScore			OPPScore				Total
TOI	Scorin..	TOI	OPP	Total	TOI	OPP	Total	TOI		OPP	Total	TOI	OPP	Total	Total		
MAA	A#	3		3		9	9	12	8		8		1	1	9		
	S#	2		2			2						2	2	2		
	A=		5	5	1		1	6				1		1	1		
	A/		1	1				1							1		
	S=				1		1	1		4	4				4		
	D=		1	1		2		3									
	B=									1	1				1		
	Total	5	7	12	4	9	13	25	8	5	13	1	3	4	17		
ROE	A#	1		1		8	8	9	9		9		3	3	12		
	S#	2		2			2						2	2	2		
	A=		1	1			1	1		1	1	5		6			
	A/											1		1			
	S=				4		4	4		1	1			1			
	D=									2	2		1	1	3		
	B=					1		1									
	Total	3	1	4	5	8	13	17	9	4	13	7	5	12	25		

Attacking skills

		Count of SKILL	#SCORE	#SCORE%	NOSCORE	NOSCORE%	=SCORE	=SCORE%	EFF	
8	VERHANNEMAN	ROE	7	5	71%	2	29%	0	0%	71%
14	Padar	MAA	7	5	71%	2	29%	0	0%	71%
3	Paulides	ROE	4	3	75%	0	0%	1	25%	50%
2	TUERLINCKX	ROE	7	2	29%	2	29%	3	43%	-14%
3	Broshog	MAA	3	2	67%	0	0%	1	33%	33%
5	COOLMAN	ROE	2	2	100%	0	0%	0	0%	100%
10	Höhne	MAA	3	2	67%	1	33%	0	0%	67%
8	RAYMAEKERS	MAA	1	1	100%	0	0%	0	0%	100%
9	Lecat	MAA	4	1	25%	2	50%	1	25%	0%
15	Finoli	MAA	1	1	100%	0	0%	0	0%	100%
12	VAN HIRTUM	ROE	6	0	0%	4	67%	2	33%	-33%



2014-2015

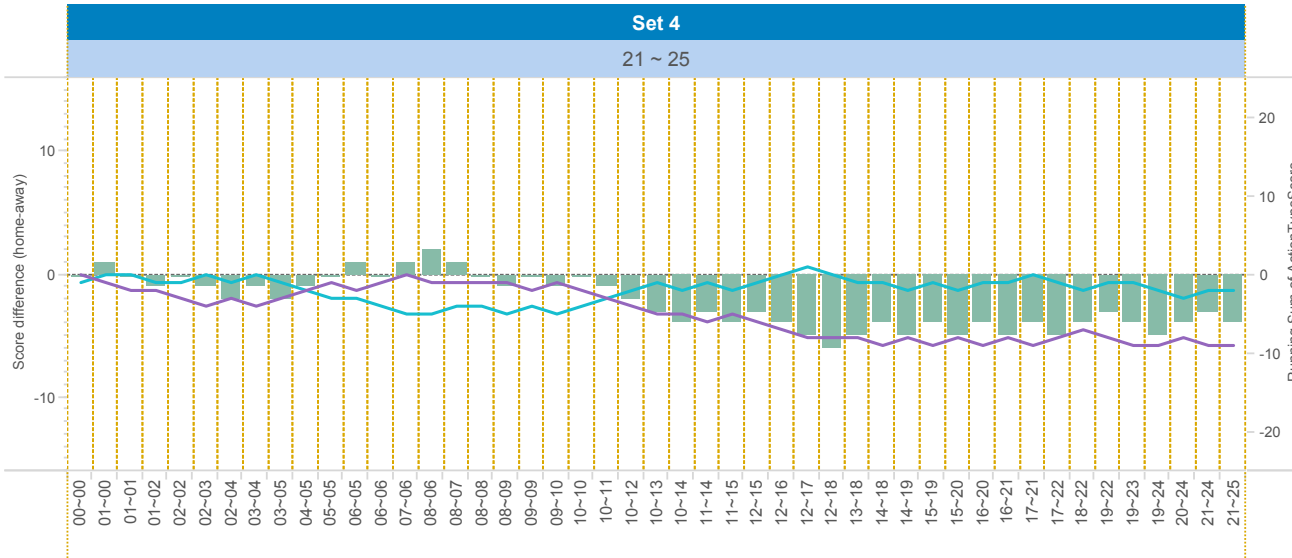
DATA

BelgiumVolleyStats.be
By Marnix Acar

© Trainerstuff.be
By Wouter Laroy

ZIV

(20150207) MAA ~ ROE (1 ~ 3)
Set analysis - Set 4



TEAM_NAME

- MAA
- ROE

UPPER LEFT:

+1: A# - B# - S# -1: A=, A/, B=, B/, S=, R=, D=, F=, S=

LOWER LEFT:

TOI = Team of Interest = Team analyzed OPP = Opponent
XXXServe = who served XXXSCORE = who got the point

LOWER RIGHT:

Attack sorted on #SCORE

Attacking skills

		Set 4												
		TOIServe						OPPServe						
		TOISCORE		OPPSCORE		Total	TOISCORE		OPPSCORE		Total	Total		
TOI	Scorin..	TOI	OPP	Total	TOI	OPP	Total	TOI	OPP	Total	TOI	OPP	Total	
MAA	A#	2		2		10	10	12		9		3	3	12
	S#	2		2				2				3	3	3
	A=		1	1				1		1	2		2	3
	A/		1	1				1						1
	S=				4		4	4		5	5			5
	E=											2		2
	D=				1		1	1						1
	Total		4	2	6	5	10	15	21	9	6	15	4	6
ROE	A#	3		3		9	9	12		10		2	2	12
	S#	3		3				3				2	2	2
	A=		2	2	1		1	3			1		1	1
	A/							3			1		1	1
	S=				5		5	5		4	4			4
	E=		2	2			2	2						2
	D=									1	1			1
	Total		6	4	10	6	9	15	25	10	5	15	2	4

		Count of SKILL	#SCORE	#SCORE%	NOSCORE	NOSCORE%	=SCORE	=SCORE%	EFF	
8	VERHANNEMAN	ROE	8	4	50%	2	25%	2	25%	25%
2	TUERLINCKX	ROE	8	3	38%	4	50%	1	13%	25%
5	COOLMAN	ROE	4	3	75%	1	25%	0	0%	75%
8	RAYMAEKERS	MAA	3	3	100%	0	0%	0	0%	100%
3	Paulides	ROE	2	2	100%	0	0%	0	0%	100%
9	Lecat	MAA	3	2	67%	1	33%	0	0%	67%
10	Höhne	MAA	6	2	33%	3	50%	1	17%	17%
11	CLAES	ROE	2	2	100%	0	0%	0	0%	100%
14	Padar	MAA	4	2	50%	2	50%	0	0%	50%
3	Broshog	MAA	4	1	25%	2	50%	1	25%	0%
15	Finoli	MAA	1	1	100%	0	0%	0	0%	100%
12	VAN HIRTUM	ROE	3	0	0%	3	100%	0	0%	0%



2014-2015

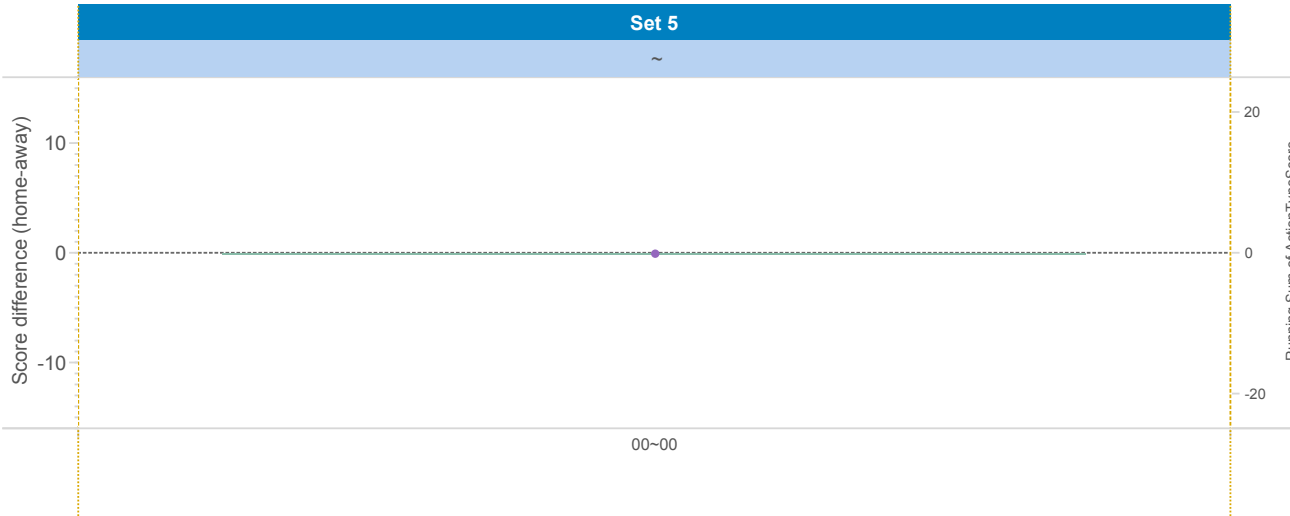
DATA

BelgiumVolleyStats.be
By Marnix Acar

© Trainerstuff.be
By Wouter Laroy

VIZ

(20150207) MAA ~ ROE (1 ~ 3)
Set analysis - Set 5



TEAM_NAME

MAA

UPPER LEFT:

+1: A# - B# - S# -1: A=, A/, B=, B/, S=, R=, D=, F=, S=

LOWER LEFT:

TOI = Team of Interest = Team analyzed OPP = Opponent
XXXServe = who served XXXSCORE = who got the point

LOWER RIGHT:

Attack sorted on #SCORE

Attacking skills

		Count of SKILL	#SCORE	#SCORE%	NOSCORE	NOSCORE%	=SCORE	=SCORE%	EFF	
8	VERHANNEMAN	ROE	28	17	61%	7	25%	4	14%	46%
14	Padar	MAA	24	14	58%	8	33%	2	8%	50%
2	TUERLINCKX	ROE	27	12	44%	8	30%	7	26%	19%
3	Paulides	ROE	9	8	89%	0	0%	1	11%	78%
5	COOLMAN	ROE	9	7	78%	2	22%	0	0%	78%
8	RAYMAEKERS	MAA	10	7	70%	1	10%	2	20%	50%
10	Höhne	MAA	11	6	55%	4	36%	1	9%	45%
9	Lecat	MAA	15	5	33%	8	53%	2	13%	20%
3	Broshog	MAA	9	4	44%	2	22%	3	33%	11%
12	VAN HIRTUM	ROE	14	3	21%	9	64%	2	14%	7%
11	CLAES	ROE	2	2	100%	0	0%	0	0%	100%
14	TERVAPORTTI	ROE	2	2	100%	0	0%	0	0%	100%
15	Finoli	MAA	3	2	67%	1	33%	0	0%	67%
17	Gotch	MAA	3	2	67%	1	33%	0	0%	67%
16	Grozdanov	MAA	2	1	50%	0	0%	1	50%	0%



2014-2015

DATA

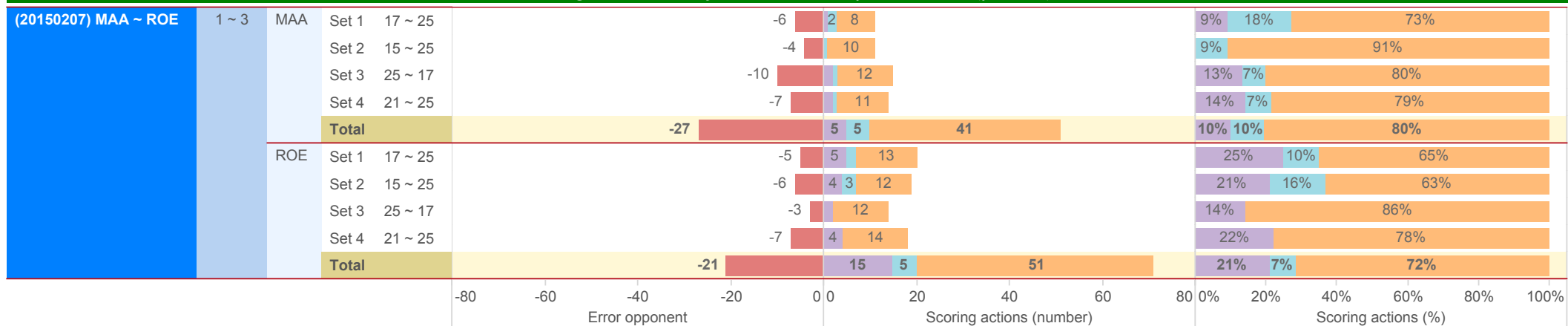
BelgiumVolleyStats.be
By Marnix Acar

© Trainerstuff.be
By Wouter Laroy

VIZ

(20150207) MAA ~ ROE (1 ~ 3)

Scoring Actions Analyzed: how were points made (per set)



S - Serve B - Block A - Attack



2014-2015

DATA

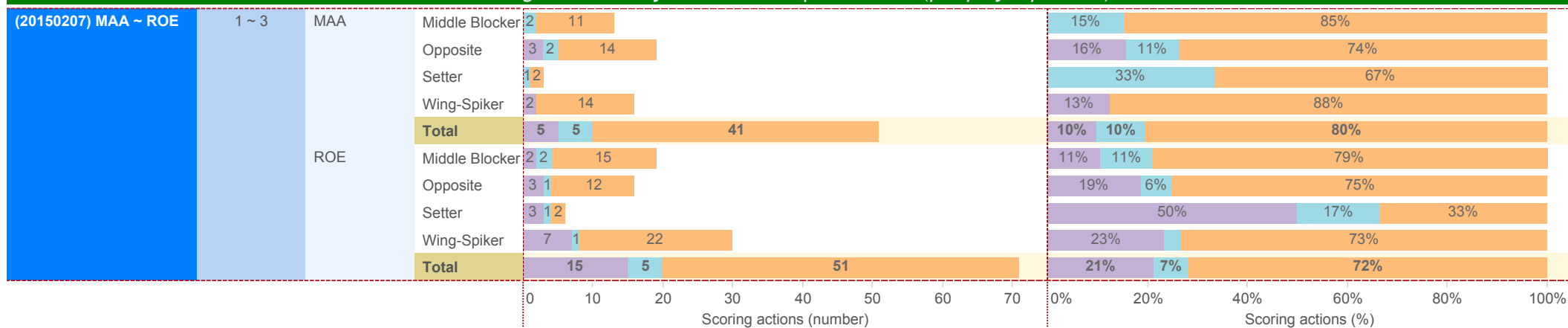
BelgiumVolleyStats.be
By Marnix Acar

© Trainerstuff.be
By Wouter Laroy

VIZ

(20150207) MAA ~ ROE (1 ~ 3)

Scoring Actions Analyzed: how were points made (per player position)



S - Serve B - Block A - Attack



2014-2015

DATA

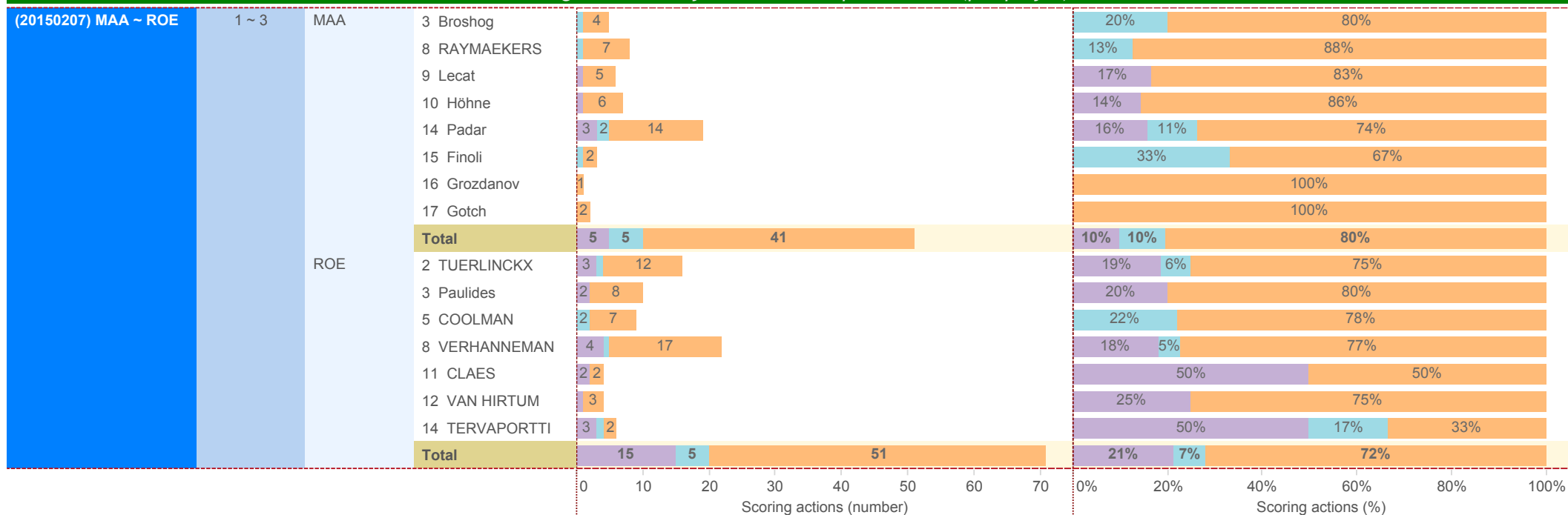
BelgiumVolleyStats.be
By Marnix Acar

© Trainerstuff.be
By Wouter Laroy

VIZ

(20150207) MAA ~ ROE (1 ~ 3)

Scoring Actions Analyzed: how were points made (per player)



S - Serve B - Block A - Attack



2014-2015

DATA

BelgiumVolleyStats.be
By Marnix Acar

© Trainerstuff.be
By Wouter Laroy

VIZ

(20150207) MAA ~ ROE (1 ~ 3)

Skills in detail (per player position): Attack/Block

Category	Team	Position	Game 1						Game 2		Total	EFF														
			Count	%	Count	%	Count	%	Count	%																
A - Attack	MAA	Middle Blocker	11 (58%)	1 (5%)			2 (11%)	1 (5%)	4 (21%)	19	32%															
		Opposite	14 (58%)	1 (4%)	3 (8%)	4 (17%)	2 (8%)		24	50%																
		Setter	2 (67%)			1 (33%)			3	67%																
		Wing-Spiker	14 (45%)	3 (10%)	3 (6%)	7 (23%)	2 (6%)	2 (6%)	31	32%																
		Total	41 (53%)	5 (6%)	6 (6%)	14 (18%)	5 (6%)	6 (8%)	77	39%																
	ROE	Middle Blocker	15 (83%)		1 ()	1 (6%)		1 (6%)	18	78%																
		Opposite	12 (44%)	2 (7%)		6 (22%)	3 (11%)	4 (15%)	27	19%																
		Setter	2 (100%)						2	100%																
		Wing-Spiker	22 (50%)	4 (9%)	5 (5%)	7 (16%)	2 (5%)	4 (9%)	44	36%																
		Total	51 (56%)	6 (7%)	6 (5%)	14 (15%)	5 (5%)	9 (10%)	91	41%																
B - Block	MAA	Middle Blocker	2 (15%)	3 (23%)	4 (23%)	1 (8%)	3 (23%)		13	-8%																
		Opposite	2 (33%)		1 (50%)		3 (50%)		6	-17%																
		Setter	1 (11%)	4 (44%)	1 ()	3 (33%)			9	11%																
		Wing-Spiker		1 (50%)			1 (50%)		2	-50%																
		Total	5 (17%)	8 (27%)	6 (23%)	4 (13%)	7 (23%)		30	-7%																
	ROE	Middle Blocker	2 (14%)	1 (7%)	3 (50%)	1 (7%)	7 (50%)		14	-36%																
		Opposite	1 (25%)		2 ()		1 (25%)	1 (25%)	4	0%																
		Setter	1 (25%)			1 (25%)	1 (25%)	1 (25%)	4	-25%																
		Wing-Spiker	1 (11%)	1 (11%)	1 (56%)		5 (56%)	1 (11%)	9	-56%																
		Total	5 (16%)	2 (6%)	6 (42%)	2 (6%)	13 (42%)	3 (10%)	31	-35%																
			0	50	0	5	10	0	5	10	0	10	20	0	10	20	0	5	10	15	0	50	100	-100%	0%	100%
			#		+		!		-		/		=	Count of SKILL			EFF									



2014-2015

DATA

BelgiumVolleyStats.be
By Marnix Acar

© Trainerstuff.be
By Wouter Laroy

VIZ

(20150207) MAA ~ ROE (1 ~ 3)

Skills in detail (per player position): Serve/Reception

S - Serve	MAA	Libero	#		+		!		-		/		=		Count of SKILL	EFF
			Count	%	Count	%	Count	%	Count	%	Count	%	Count	%		
		Libero	1 (50%)				1 (50%)							2	0%	
		Middle Blocker	3 (14%)				17 (77%)		1 (5%)		1 (5%)			22	-5%	
		Opposite	3 (20%)	4 (27%)			4 (27%)				4 (27%)			15	-7%	
		Setter	3 (25%)				7 (58%)				2 (17%)			12	-17%	
		Wing-Spiker	2 (7%)	4 (14%)			14 (50%)		2 (7%)		6 (21%)			28	-14%	
		Total	5 (6%)	15 (19%)		43 (54%)		3 (4%)		13 (16%)			79	-10%		
	ROE	Middle Blocker	2 (7%)	6 (22%)			13 (48%)				6 (22%)			27	-15%	
		Opposite	3 (18%)	6 (35%)			5 (29%)				3 (18%)			17	0%	
		Setter	3 (20%)	4 (27%)			5 (33%)		1 (7%)		2 (13%)			15	7%	
		Wing-Spiker	7 (22%)	7 (22%)			11 (34%)		1 (3%)		6 (19%)			32	3%	
		Total	15 (16%)	23 (25%)		34 (37%)		2 (2%)		17 (19%)			91	-2%		
R - Reception	MAA	Libero	2 (33%)		1 ()						3 (50%)			6	-50%	
		Wing-Spiker	21 (31%)	11 (16%)	9 (3%)	14 (21%)	2 (3%)	11 (16%)						68	-16%	
		Total	23 (31%)	11 (15%)	10 (3%)	14 (19%)	2 (3%)	14 (19%)						74	-19%	
	ROE	Libero	7 (41%)	3 (18%)		5 (29%)	1 (6%)	1 (6%)						17	-6%	
	Wing-Spiker	24 (49%)	9 (18%)	4 (4%)	6 (12%)	2 (4%)	4 (8%)						49	-8%		
	Total	31 (47%)	12 (18%)	4 (5%)	11 (17%)	3 (5%)	5 (8%)						66	-8%		



2014-2015

DATA

BelgiumVolleyStats.be
By Marnix Acar

© Trainerstuff.be
By Wouter Laroy

VIZ

(20150207) MAA ~ ROE (1 ~ 3)

Skills in detail (per player): Attack

A - Attack		MAA	3 Broshog	4 (44%)			2 (22%)	1 (11%)	2 (22%)	9	11%
			8 RAYMAEKERS	7 (70%)	1 (10%)				2 (20%)	10	50%
			9 Lecat	5 (33%)	2 (13%)	3 (7%)	3 (20%)	1 (7%)	1 (7%)	15	20%
			10 Höhne	6 (55%)	1 (9%)		3 (27%)		1 (9%)	11	45%
			14 Padar	14 (58%)	1 (4%)	3 (8%)	4 (17%)	2 (8%)		24	50%
			15 Finoli	2 (67%)			1 (33%)			3	67%
			16 Grozdanov	1 (50%)				1 (50%)		2	0%
			17 Gotch	2 (67%)			1 (33%)			3	67%
			Total	41 (53%)	5 (6%)	6 (6%)	14 (18%)	5 (6%)	6 (8%)	77	39%
		ROE	2 TUERLINCKX	12 (44%)	2 (7%)		6 (22%)	3 (11%)	4 (15%)	27	19%
			3 Paulides	8 (89%)					1 (11%)	9	78%
			5 COOLMAN	7 (78%)		1 ()	1 (11%)			9	78%
			8 VERHANNEMAN	17 (61%)	3 (11%)	3 (7%)	1 (4%)	2 (7%)	2 (7%)	28	46%
			11 CLAES	2 (100%)						2	100%
			12 VAN HIRTUM	3 (21%)	1 (7%)	2 ()	6 (43%)		2 (14%)	14	7%
			14 TERVAPORTTI	2 (100%)						2	100%
			Total	51 (56%)	6 (7%)	6 (5%)	14 (15%)	5 (5%)	9 (10%)	91	41%
				#	+	!	-	/	=	Count of SKILL	EFF



2014-2015

DATA

BelgiumVolleyStats.be
By Marnix Acar

© Trainerstuff.be
By Wouter Laroy

VIZ

(20150207) MAA ~ ROE (1 ~ 3)

Skills in detail (per player): Block

B - Block	Team	Player	Skill						Count of SKILL	EFF
			#	+	!	-	/	=		
MAA	3 Broshog	1 (25%)	1 (25%)	1 (25%)	1 (25%)	1 (25%)	4	0%		
		8 RAYMAEKERS	1 (11%)	2 (22%)	3 (22%)	1 (11%)	2 (22%)	9	-11%	
		9 Lecat					1 (100%)	1	-100%	
		10 Höhne		1 (100%)				1	0%	
		14 Padar	2 (33%)		1 (50%)		3 (50%)	6	-17%	
		15 Finoli	1 (13%)	3 (38%)	1 ()	3 (38%)		8	13%	
		18 Lushtaku		1 (100%)				1	0%	
		Total	5 (17%)	8 (27%)	6 (23%)	4 (13%)	7 (23%)	30	-7%	
		ROE	2 TUERLINCKX	1 (25%)		2 ()		1 (25%)	4	0%
				3 Paulides		1 (14%)	2 (57%)		4 (57%)	7
5 COOLMAN	2 (29%)				1 (43%)	1 (14%)	3 (43%)	7	-14%	
8 VERHANNEMAN	1 (14%)				1 (71%)		5 (71%)	7	-57%	
11 CLAES				1 (100%)				1	0%	
12 VAN HIRTUM							1 (100%)	1	-100%	
14 TERVAPORTTI	1 (25%)					1 (25%)	1 (25%)	1 (25%)	4	-25%
Total	5 (16%)	2 (6%)	6 (42%)	2 (6%)	13 (42%)	3 (10%)	31	-35%		
		#	+	!	-	/	=	Count of SKILL	EFF	



2014-2015

DATA

BelgiumVolleyStats.be
By Marnix Acar

© Trainerstuff.be
By Wouter Laroy

VIZ

(20150207) MAA ~ ROE (1 ~ 3)
Skills in detail (per player): Serve

S - Serve	Team	Player	#	+	!	-	/	=	Count of SKILL	EFF
S - Serve	MAA	2 Dumont	1 (50%)			1 (50%)			2	0%
		3 Broshog	2 (17%)			10 (83%)			12	0%
		8 RAYMAEKERS	1 (10%)			7 (70%)	1 (10%)	1 (10%)	10	-10%
		9 Lecat	1 (7%)	2 (13%)		9 (60%)	1 (7%)	2 (13%)	15	-7%
		10 Höhne	1 (10%)	2 (20%)		5 (50%)	1 (10%)	1 (10%)	10	0%
		14 Padar	3 (20%)	4 (27%)		4 (27%)		4 (27%)	15	-7%
		15 Finoli		3 (27%)		7 (64%)		1 (9%)	11	-9%
		16 Grozdanov						1 (100%)	1	-100%
		17 Gotch						2 (100%)	2	-100%
	18 Lushtaku						1 (100%)	1	-100%	
	Total	5 (6%)	15 (19%)		43 (54%)	3 (4%)	13 (16%)	79	-10%	
	ROE	2 TUERLINCKX	3 (18%)	6 (35%)		5 (29%)		3 (18%)	17	0%
		3 Paulides	2 (17%)	2 (17%)		5 (42%)		3 (25%)	12	-8%
		5 COOLMAN		4 (27%)		8 (53%)		3 (20%)	15	-20%
		8 VERHANNEMAN	4 (33%)	2 (17%)		4 (33%)		2 (17%)	12	17%
		11 CLAES	2 (40%)			2 (40%)		1 (20%)	5	20%
		12 VAN HIRTUM	1 (7%)	5 (33%)		5 (33%)	1 (7%)	3 (20%)	15	-13%
		14 TERVAPORTTI	3 (20%)	4 (27%)		5 (33%)	1 (7%)	2 (13%)	15	7%
Total		15 (16%)	23 (25%)		34 (37%)	2 (2%)	17 (19%)	91	-2%	
	#	+	!	-	/	=	Count of SKILL	EFF		



2014-2015

DATA

BelgiumVolleyStats.be
By Marnix Acar

© Trainerstuff.be
By Wouter Laroy

VIZ

(20150207) MAA ~ ROE (1 ~ 3)
Skills in detail (per player): Reception

R - Reception	Team	Player	#	+	!	-	/	=	Count of SKILL	EFF
R - Reception	MAA	7 DERKONINGEN	2 (33%)		1 ()			3 (50%)	6	-50%
		9 Lecat	9 (26%)	7 (20%)	5 (6%)	7 (20%)	2 (6%)	5 (14%)	35	-14%
		10 Höhne	10 (38%)	4 (15%)	4 ()	6 (23%)		2 (8%)	26	-8%
		17 Gotch	2 (29%)			1 (14%)		4 (57%)	7	-57%
		Total	23 (31%)	11 (15%)	10 (3%)	14 (19%)	2 (3%)	14 (19%)	74	-19%
	ROE	6 DEJONCKHEERE	7 (41%)	3 (18%)		5 (29%)	1 (6%)	1 (6%)	17	-6%
		8 VERHANNEMAN	19 (59%)	3 (9%)	3 (3%)	3 (9%)	1 (3%)	3 (9%)	32	-9%
		11 CLAES		3 (75%)		1 (25%)			4	0%
		12 VAN HIRTUM	5 (38%)	3 (23%)	1 (8%)	2 (15%)	1 (8%)	1 (8%)	13	-8%
		Total	31 (47%)	12 (18%)	4 (5%)	11 (17%)	3 (5%)	5 (8%)	66	-8%
			#	+	!	-	/	=	Count of SKILL	EFF