



2014-2015

DATA

BelgiumVolleyStats.be
By Marnix Acar

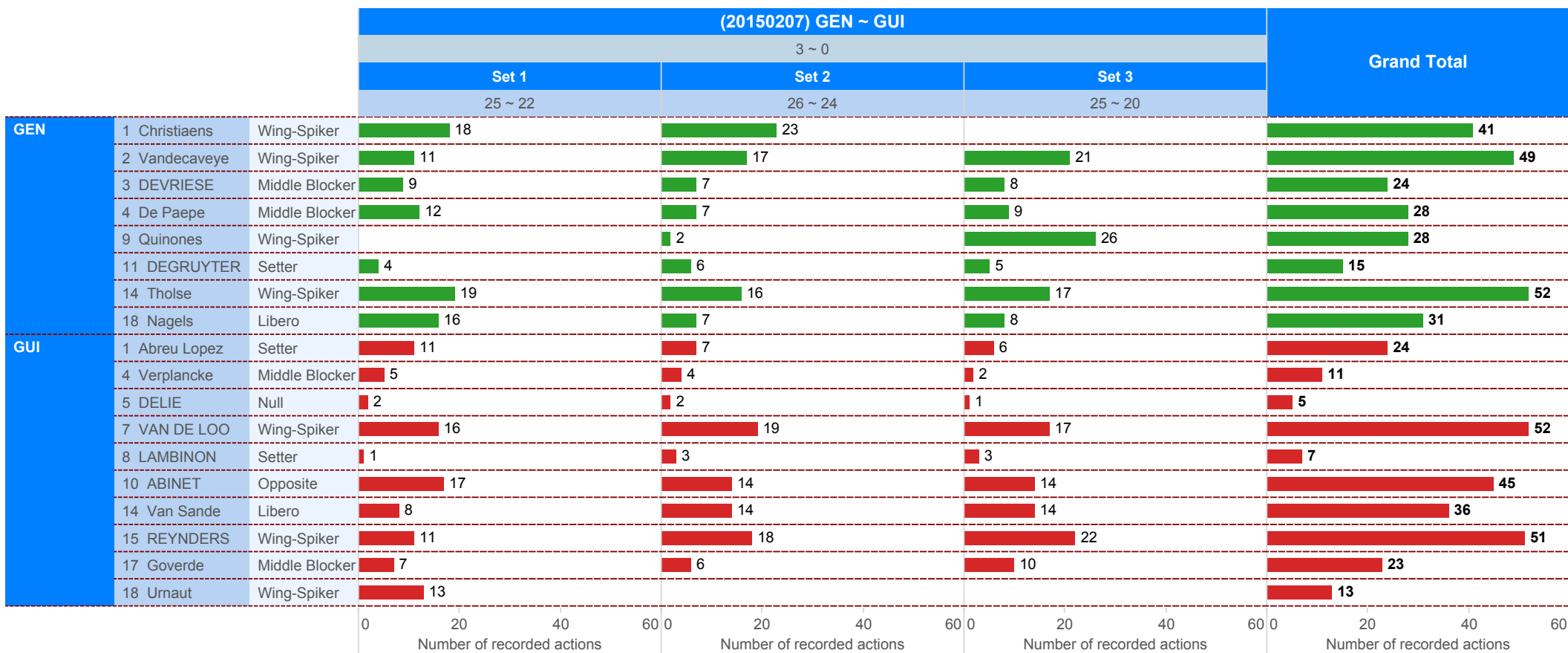
© **Trainerstuff.be**
By Wouter Laroy

VIZ

Scouting data provided by: Marnix Acar - www.BelgiumVolleyStats.be

Data processing and vizualization: Wouter Laroy - www.trainerstuff.be

Questions/Remarks/Suggestions: info@belgiumvolleystats.be - wouterstrainerstuff@gmail.com



■ SET LOST ■ SET WON



2014-2015

DATA

BelgiumVolleyStats.be
By Marnix Acar

© Trainerstuff.be
By Wouter Laroy

VIZ

(20150207) GEN ~ GUI (3 ~ 0)
Game analysis

TOI	ScoringActi..	TOIServe						OPPServe							
		TOISCORE			OPPSCORE			Total	TOISCORE			OPPSCORE			Total
		TOI	OPP	Total	TOI	OPP	Total		TOI	OPP	Total	TOI	OPP	Total	
GEN	A#	10		10		37	37	47	37		37		10	10	47
	S#	3		3			3	4				2	2	2	
	A=		2	2		2	2	4		1	1	4	4	5	
	A/		9	9		1	1	10		2	2	1	1	3	
	S=					9	9	9	9		7	7		7	
	E=		2	2				2	2		1	1		1	
	F=										1	1		1	
Total		13	13	26	12	37	49	75	37	12	49	5	12	17	66
GUI	A#	10		10		37	37	47	37		37		10	10	47
	S#	2		2			2	3				3	3	3	
	A=		4	4		1	1	5		2	2	2	2	4	
	A/		1	1		2	2	3		1	1	9	9	10	
	S=					7	7	7	7		9	9		9	
	E=					1	1	1	1				2	2	
	F=					1	1	1	1						
Total		12	5	17	12	37	49	66	37	12	49	13	13	26	75

Attack

		Count of SKILL	#SCORE%	=SCORE%	EFF
4 Verplancke	GUI	1	100%	0%	100%
14 Tholse	GEN	34	68%	3%	65%
4 De Paepe	GEN	6	67%	0%	67%
17 Goverde	GUI	9	67%	11%	56%
7 VAN DE LOO	GUI	29	55%	7%	48%
1 Abreu Lopez	GUI	2	50%	50%	0%
1 Christiaens	GEN	8	50%	13%	38%
10 ABINET	GUI	31	48%	23%	26%
2 Vandecaveye	GEN	22	45%	18%	27%
3 DEVRIESE	GEN	7	43%	0%	43%
15 REYNDERS	GUI	22	36%	5%	32%
9 Quinones	GEN	10	30%	20%	10%
18 Urnaut	GUI	3	0%	67%	-67%

Block

		Count of SKILL	#
3 DEVRIESE	GEN	8	4
2 Vandecaveye	GEN	6	2
4 De Paepe	GEN	3	2
14 Tholse	GEN	5	2
4 Verplancke	GUI	3	1
10 ABINET	GUI	2	1
11 DEGRUYTER	GEN	2	1
1 Abreu Lopez	GUI	1	
1 Christiaens	GEN	3	
7 VAN DE LOO	GUI	1	
9 Quinones	GEN	1	
15 REYNDERS	GUI	5	
17 Goverde	GUI	3	
18 Urnaut	GUI	1	

Serve

		Count of SKILL	#%	=%
8 LAMBINON	GUI	6	17%	
2 Vandecaveye	GEN	15	13%	13%
3 DEVRIESE	GEN	9	11%	
1 Abreu Lopez	GUI	16	6%	6%
1 Christiaens	GEN	11		18%
4 De Paepe	GEN	16		6%
4 Verplancke	GUI	5		
5 DELIE	GUI	5		
7 VAN DE LOO	GUI	9		11%
9 Quinones	GEN	4		
10 ABINET	GUI	10		20%
11 DEGRUYTER	GEN	9		11%
14 Tholse	GEN	11		27%
15 REYNDERS	GUI	6		33%
17 Goverde	GUI	8		
18 Urnaut	GUI	1		100%

Reception

		Count of SKILL	#%	+%	=%
14 Van Sande	GUI	31	45%	23%	3%
18 Nagels	GEN	26	42%	23%	
9 Quinones	GEN	13	31%	31%	
2 Vandecaveye	GEN	4	25%	25%	
7 VAN DE LOO	GUI	12	25%	25%	17%
1 Christiaens	GEN	16	19%	31%	13%
15 REYNDERS	GUI	15	13%	13%	
18 Urnaut	GUI	8	13%	50%	

UPPER:

TOI = Team of Interest = Team analyzed OPP = Opponent
 XXXServe = who served XXXSCORE = who got the point



2014-2015

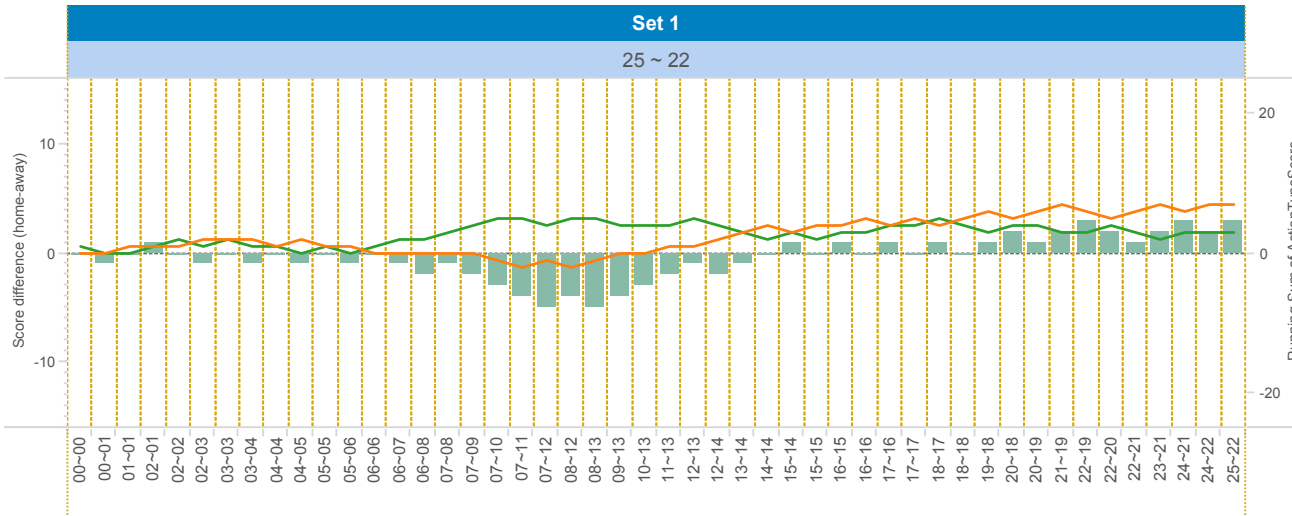
DATA

BelgiumVolleyStats.be
By Marnix Acar

© Trainerstuff.be
By Wouter Iaroy

VIZ

(20150207) GEN ~ GUI (3 ~ 0)
Set analysis - Set 1



TEAM_NAME

- GEN
- GUI

UPPER LEFT:

+1: A# - B# - S# -1: A=, A/, B=, B/, S=, R=, D=, F=, S=

LOWER LEFT:

TOI = Team of Interest = Team analyzed OPP = Opponent
XXXServe = who served XXXSCORE = who got the point

LOWER RIGHT:

Attack sorted on #SCORE

		Set 1													
		TOIServe						OPPServe							
		TOIScore			OPPScore			Total	TOIScore			OPPScore			Total
TOI	Scorin..	TOI	OPP	Total	TOI	OPP	Total		TOI	OPP	Total	TOI	OPP	Total	
GEN	A#	4		4		14	14	18	10		10		5	5	15
	A=												1	1	1
	A/		5	5						1	1				1
	S=					2	2	2		2	2				2
	E=									1	1				1
	F=									1	1				1
	Total		4	5	9	2	14	16	25	10	5	15	1	5	6
GUI	A#	5		5		10	10	15	14		14		4	4	18
	A=		1	1											1
	A/					1	1	1				5	5	5	
	S=					2	2	2		2	2				2
	E=					1	1	1							1
	F=					1	1	1							1
	Total		5	1	6	5	10	15	21	14	2	16	5	4	9

Attacking skills

		Count of SKILL	#SCORE	#SCORE%	NOSCORE	NOSCORE%	=SCORE	=SCORE%	EFF	
10	ABINET	GUI	14	7	50%	4	29%	3	21%	29%
14	Tholse	GEN	10	7	70%	3	30%	0	0%	70%
7	VAN DE LOO	GUI	9	5	56%	3	33%	1	11%	44%
1	Christiaens	GEN	6	3	50%	2	33%	1	17%	33%
2	Vandecaveye	GEN	5	3	60%	2	40%	0	0%	60%
17	Goverde	GUI	4	3	75%	1	25%	0	0%	75%
15	REYNDERS	GUI	5	2	40%	3	60%	0	0%	40%
1	Abreu Lopez	GUI	1	1	100%	0	0%	0	0%	100%
3	DEVRIESE	GEN	3	1	33%	2	67%	0	0%	33%
4	Verplancke	GUI	1	1	100%	0	0%	0	0%	100%
4	De Paepe	GEN	1	0	0%	1	100%	0	0%	0%
18	Urnaut	GUI	3	0	0%	1	33%	2	67%	-67%



2014-2015

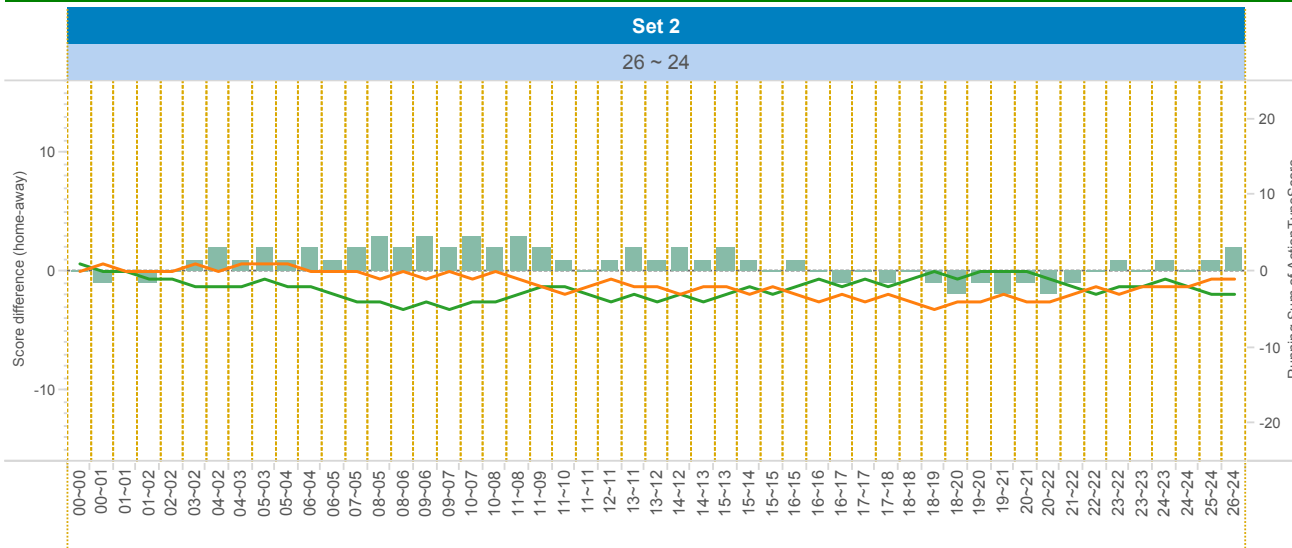
DATA

BelgiumVolleyStats.be
By Marnix Acar

© Trainerstuff.be
By Wouter Laroy

ZIV

(20150207) GEN ~ GUI (3 ~ 0)
Set analysis - Set 2



TEAM_NAME

GEN

GUI

UPPER LEFT:

+1: A# - B# - S# -1: A=, A/, B=, B/, S=, R=, D=, F=, S=

LOWER LEFT:

TOI = Team of Interest = Team analyzed OPP = Opponent
XXXServe = who served XXXSCORE = who got the point

LOWER RIGHT:

Attack sorted on #SCORE

Attacking skills

		Set 2													
		TOIServe						OPPServe							
		TOIScore			OPPScore			Total	TOIScore			OPPScore			Total
TOI	Scorin..	TOI	OPP	Total	TOI	OPP	Total	TOI	OPP	Total	TOI	OPP	Total	Total	
GEN	A#	2		2		13	13	15	12		12		2	2	14
	S#												2	2	2
	A=		1	1	1	1	2		1	1			1	2	
	A/		3	3			3		1	1		1	1	2	
	S=				4		4		5	5				5	
	E=		1	1			1								
	Total		2	5	7	5	13	18	25	12	7	19	2	4	6
GUI	A#	2		2		12	12	14	13		13		2	2	15
	S#	2		2			2								
	A=		1	1	1	1	2		1	1			1	2	
	A/		1	1	1	1	2				3		3	3	
	S=				5		5		4	4				4	
	E=											1		1	
	Total		4	2	6	7	12	19	25	13	5	18	5	2	7

		Count of SKILL	#SCORE	#SCORE%	NOSCORE	NOSCORE%	=SCORE	=SCORE%	EFF	
7	VAN DE LOO	GUI	11	8	73%	2	18%	1	9%	64%
14	Tholse	GEN	11	8	73%	3	27%	0	0%	73%
10	ABINET	GUI	9	4	44%	2	22%	3	33%	11%
15	REYNDERS	GUI	6	3	50%	2	33%	1	17%	33%
2	Vandecaveye	GEN	8	2	25%	3	38%	3	38%	-13%
4	De Paepe	GEN	3	2	67%	1	33%	0	0%	67%
1	Christiaens	GEN	2	1	50%	1	50%	0	0%	50%
3	DEVRIESE	GEN	1	1	100%	0	0%	0	0%	100%
17	Goverde	GUI	1	0	0%	0	0%	1	100%	-100%



2014-2015

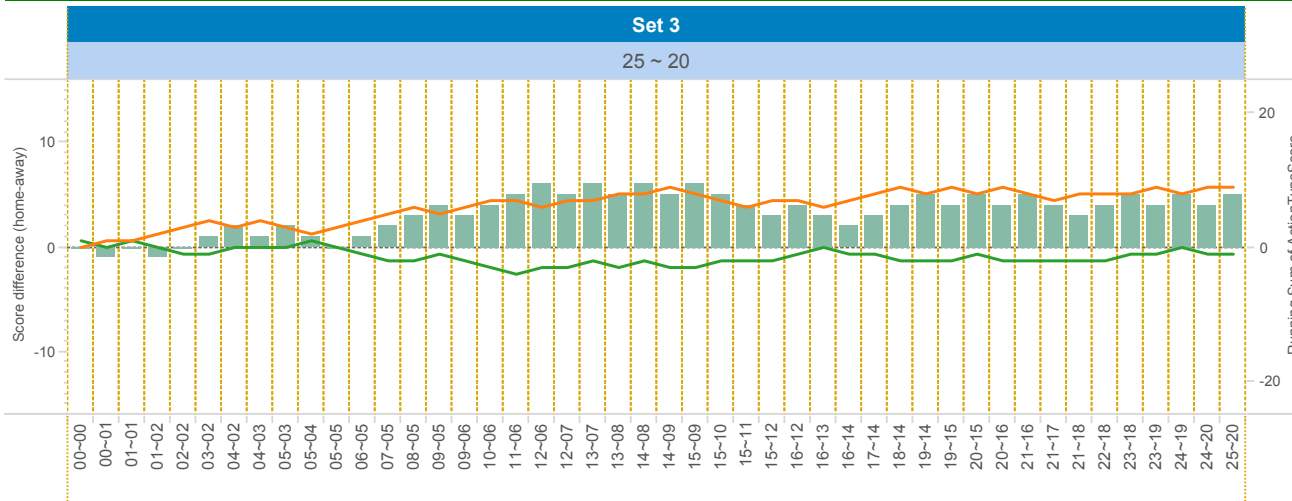
DATA

BelgiumVolleyStats.be
By Marnix Acar

© Trainerstuff.be
By Wouter Laroy

ZIV

(20150207) GEN ~ GUI (3 ~ 0)
Set analysis - Set 3



TEAM_NAME

- GEN
- GUI

UPPER LEFT:

+1: A# - B# - S# -1: A=, A/, B=, B/, S=, R=, D=, F=, S=

LOWER LEFT:

TOI = Team of Interest = Team analyzed OPP = Opponent
XXXServe = who served XXXSCORE = who got the point

LOWER RIGHT:

Attack sorted on #SCORE

		Set 3													
		TOIServe						OPPServe							
TOI	Scorin..	TOISCORE			OPPSCORE			Total	TOISCORE			OPPSCORE			Total
		TOI	OPP	Total	TOI	OPP	Total		TOI	OPP	Total	TOI	OPP	Total	
GEN	A#	4		4		10	10	14	15		15		3	3	18
	S#	3		3			3								
	A=		1	1	1	1	2		2				2	2	
	A/		1	1	1	1	2								
	S=				3	3	3								
	E=		1	1			1								
	Total		7	3	10	5	10	15	25	15	15	2	3	5	20
GUI	A#	3		3		15	15	18	10		10		4	4	14
	S#											3	3	3	
	A=		2	2			2			1	1		1	2	
	A/									1	1		1	2	
	S=									3	3			3	
	E=											1	1	1	
	Total		3	2	5		15	15	20	10	5	15	3	7	10

Attacking skills

		Count of SKILL	#SCORE	#SCORE%	NOSCORE	NOSCORE%	=SCORE	=SCORE%	EFF	
14	Tholse	GEN	13	8	62%	4	31%	1	8%	54%
2	Vandecaveye	GEN	9	5	56%	3	33%	1	11%	44%
10	ABINET	GUI	8	4	50%	3	38%	1	13%	38%
7	VAN DE LOO	GUI	9	3	33%	6	67%	0	0%	33%
9	Quinones	GEN	10	3	30%	5	50%	2	20%	10%
15	REYNDERS	GUI	11	3	27%	8	73%	0	0%	27%
17	Goverde	GUI	4	3	75%	1	25%	0	0%	75%
4	De Paepe	GEN	2	2	100%	0	0%	0	0%	100%
3	DEVRIESE	GEN	3	1	33%	2	67%	0	0%	33%
1	Abreu Lopez	GUI	1	0	0%	0	0%	1	100%	-100%



2014-2015

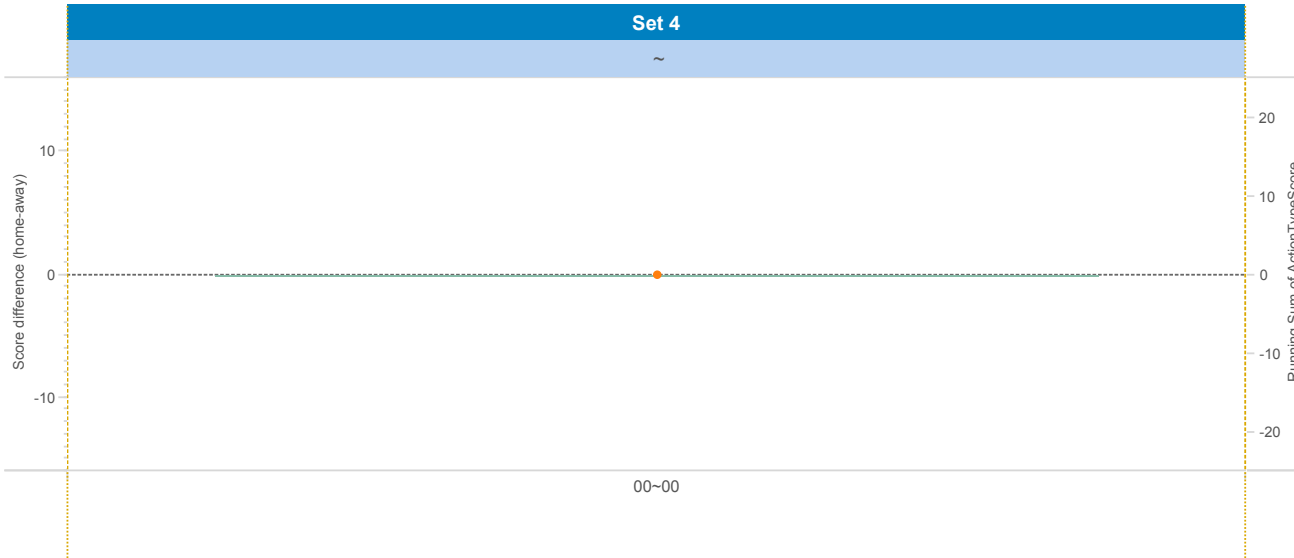
DATA

BelgiumVolleyStats.be
By Marnix Acar

© Trainerstuff.be
By Wouter Laroy

VIZ

(20150207) GEN ~ GUI (3 ~ 0)
Set analysis - Set 4



TEAM_NAME

GEN

UPPER LEFT:

+1: A# - B# - S# -1: A=, A/, B=, B/, S=, R=, D=, F=, S=

LOWER LEFT:

TOI = Team of Interest = Team analyzed OPP = Opponent
XXXServe = who served XXXSCORE = who got the point

LOWER RIGHT:

Attack sorted on #SCORE

Attacking skills



2014-2015

DATA

BelgiumVolleyStats.be
By Marnix Acar

© **Trainerstuff.be**
By Wouter Laroy

VIZ

(20150207) GEN ~ GUI (All)
Set analysis - Set 5

TEAM_NAME

UPPER LEFT:

+1: A# - B# - S# **-1:** A=, A/, B=, B/, S=, R=, D=, F=, S=

LOWER LEFT:

TOI = Team of Interest = Team analyzed **OPP** = Opponent
XXXServe = who served **XXXSCORE** = who got the point

LOWER RIGHT:

Attack sorted on #SCORE

Attacking skills

		Count of SKILL	#SCORE	#SCORE%	NOSCORE	NOSCORE%	=SCORE	=SCORE%	EFF
14 Tholse	GEN	34	23	68%	10	29%	1	3%	65%
7 VAN DE LOO	GUI	29	16	55%	11	38%	2	7%	48%
10 ABINET	GUI	31	15	48%	9	29%	7	23%	26%
2 Vandecaveye	GEN	22	10	45%	8	36%	4	18%	27%
15 REYNDERS	GUI	22	8	36%	13	59%	1	5%	32%
17 Goverde	GUI	9	6	67%	2	22%	1	11%	56%
1 Christiaens	GEN	8	4	50%	3	38%	1	13%	38%
4 De Paepe	GEN	6	4	67%	2	33%	0	0%	67%
3 DEVRIESE	GEN	7	3	43%	4	57%	0	0%	43%
9 Quinones	GEN	10	3	30%	5	50%	2	20%	10%
1 Abreu Lopez	GUI	2	1	50%	0	0%	1	50%	0%
4 Verplancke	GUI	1	1	100%	0	0%	0	0%	100%
18 Urnaut	GUI	3	0	0%	1	33%	2	67%	-67%



2014-2015

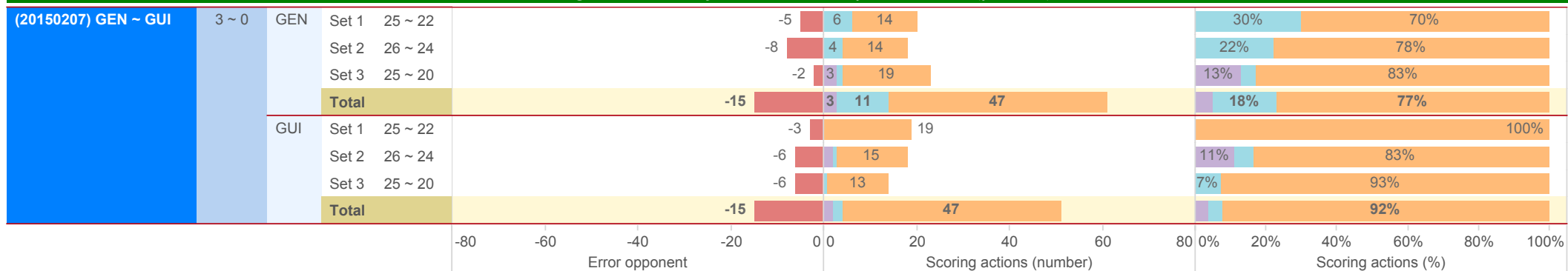
DATA

BelgiumVolleyStats.be
By Marnix Acar

© Trainerstuff.be
By Wouter Laroy

VIZ

(20150207) GEN ~ GUI (3 ~ 0)
Scoring Actions Analyzed: how were points made (per set)



S - Serve B - Block A - Attack



2014-2015

DATA

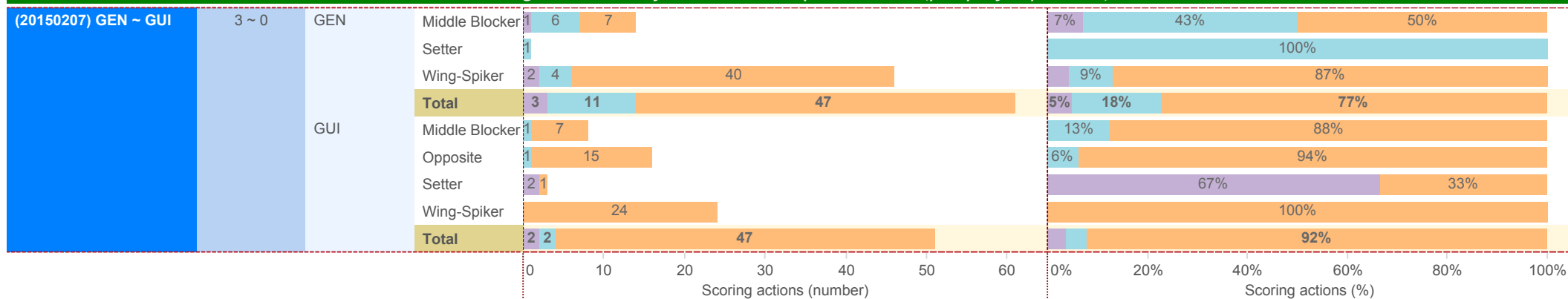
BelgiumVolleyStats.be
By Marnix Acar

© Trainerstuff.be
By Wouter Laroy

VIZ

(20150207) GEN ~ GUI (3 ~ 0)

Scoring Actions Analyzed: how were points made (per player position)





2014-2015

DATA

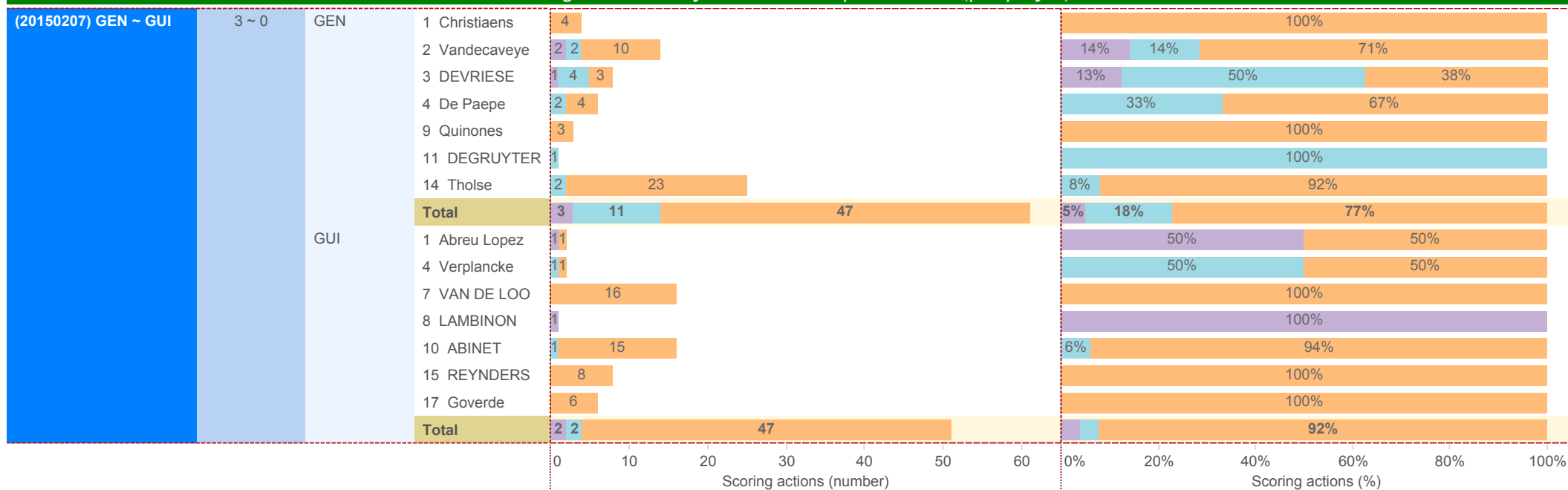
BelgiumVolleyStats.be
By Marnix Acar

© Trainerstuff.be
By Wouter Laroy

VIZ

(20150207) GEN ~ GUI (3 ~ 0)

Scoring Actions Analyzed: how were points made (per player)



S - Serve B - Block A - Attack



2014-2015

DATA

BelgiumVolleyStats.be
By Marnix Acar

© Trainerstuff.be
By Wouter Laroy

VIZ

(20150207) GEN ~ GUI (3 ~ 0)
Skills in detail (per player position): Attack/Block

Category	Team	Position	Skill					Count of SKILL	EFF		
			#	+	!	-	/				
A - Attack	GEN	Middle Blocker	7 (54%)	4 (31%)	2 (0)	0	0	13	54%		
		Wing-Spiker	40 (54%)	23 (31%)	3 (3%)	0	2 (3%)	6 (8%)	74	43%	
		Total	47 (54%)	27 (31%)	5 (2%)	0	2 (2%)	6 (7%)	87	45%	
	GUI	Middle Blocker	7 (70%)	2 (20%)	0	0	1 (10%)	0	10	60%	
		Opposite	15 (48%)	9 (29%)	0	0	5 (16%)	2 (6%)	31	26%	
		Setter	1 (50%)	0	0	0	0	1 (50%)	2	0%	
		Wing-Spiker	24 (44%)	18 (33%)	7 (9%)	0	5 (9%)	0	54	35%	
		Total	47 (48%)	29 (30%)	7 (11%)	0	11 (11%)	3 (3%)	97	34%	
	B - Block	GEN	Middle Blocker	6 (55%)	0	0	0	0	5 (45%)	11	9%
			Setter	1 (50%)	0	0	0	0	1 (50%)	2	0%
Wing-Spiker			4 (27%)	0	0	0	0	11 (73%)	15	-47%	
Total			11 (39%)	0	0	0	0	17 (61%)	28	-21%	
GUI		Middle Blocker	1 (17%)	0	0	0	0	5 (83%)	6	-67%	
		Opposite	1 (50%)	0	0	0	0	1 (50%)	2	0%	
		Setter	0	0	0	0	0	1 (100%)	1	-100%	
		Wing-Spiker	0	0	0	0	0	7 (100%)	7	-100%	
		Total	2 (13%)	0	0	0	0	14 (88%)	16	-75%	
			0 20 40 60 80	0 20 40	0 5 10	0	0 5 10 15 20	0 10 20 30	0 50 100	-100% 0% 100%	
			#	+	!	-	/	=	Count of SKILL	EFF	



2014-2015

DATA

BelgiumVolleyStats.be
By Marnix Acar

© Trainerstuff.be
By Wouter Laroy

VIZ

(20150207) GEN ~ GUI (3 ~ 0)
Skills in detail (per player position): Serve/Reception

Skill	Team	Position	Game 1 (20150207)					Game 2 (20150207)					Total	EFF
			#	+	!	-	/	#	+	!	-	/		
S - Serve	GEN	Middle Blocker	1 (4%)	8 (32%)	6 (4%)	8 (32%)	1 (4%)	1 (4%)	25	0%				
		Setter	4 (44%)	1 ()	3 (33%)	1 (11%)	9	-11%						
		Wing-Spiker	2 (5%)	14 (34%)	9 ()	9 (22%)	7 (17%)	41	-12%					
		Total	3 (4%)	26 (35%)	16 (1%)	20 (27%)	1 (1%)	9 (12%)	75	-8%				
	GUI	Null	3 (60%)	1 ()	1 (20%)	5	0%							
		Middle Blocker	3 (23%)	2 ()	8 (62%)	13	0%							
		Opposite	4 (40%)	4 (40%)	2 (20%)	10	-20%							
		Setter	2 (9%)	7 (32%)	8 (5%)	3 (14%)	1 (5%)	22	5%					
		Wing-Spiker	4 (25%)	5 ()	3 (19%)	4 (25%)	16	-25%						
		Total	2 (3%)	21 (32%)	16 (2%)	19 (29%)	1 (2%)	7 (11%)	66	-8%				
R - Reception	GEN	Libero	11 (42%)	6 (23%)	8 (31%)	1 (4%)	26	0%						
		Wing-Spiker	8 (24%)	10 (30%)	13 (39%)	2 (6%)	33	-6%						
		Total	19 (32%)	16 (27%)	21 (36%)	1 (2%)	2 (3%)	59	-3%					
	GUI	Libero	14 (45%)	7 (23%)	8 (26%)	1 (3%)	1 (3%)	31	-3%					
		Wing-Spiker	6 (17%)	9 (26%)	18 (51%)	2 (6%)	35	-6%						
		Total	20 (30%)	16 (24%)	26 (39%)	1 (2%)	3 (5%)	66	-5%					



2014-2015

DATA

BelgiumVolleyStats.be
By Marnix Acar

© Trainerstuff.be
By Wouter Laroy

VIZ

(20150207) GEN ~ GUI (3 ~ 0)
Skills in detail (per player): Attack

A - Attack	GEN	Player	Skill					Count of SKILL	EFF	
			#	+	!	-	/			
		1 Christiaens	4 (50%)	3 (38%)				1 (13%)	8	38%
		2 Vandecaveye	10 (45%)	8 (36%)			1 (5%)	3 (14%)	22	27%
		3 DEVRIESE	3 (43%)	2 (29%)	2 ()				7	43%
		4 De Paepe	4 (67%)	2 (33%)					6	67%
		9 Quinones	3 (30%)	4 (40%)	1 ()		2 (20%)		10	10%
		14 Tholse	23 (68%)	8 (24%)	2 (3%)		1 (3%)		34	65%
		Total	47 (54%)	27 (31%)	5 (2%)		2 (2%)	6 (7%)	87	45%
	GUI	1 Abreu Lopez	1 (50%)					1 (50%)	2	0%
		4 Verplancke	1 (100%)						1	100%
		7 VAN DE LOO	16 (55%)	9 (31%)	2 (7%)		2 (7%)		29	48%
		10 ABINET	15 (48%)	9 (29%)			5 (16%)	2 (6%)	31	26%
		15 REYNDERS	8 (36%)	8 (36%)	5 (5%)		1 (5%)		22	32%
		17 Goverde	6 (67%)	2 (22%)			1 (11%)		9	56%
		18 Urnaut		1 (33%)			2 (67%)		3	-67%
		Total	47 (48%)	29 (30%)	7 (11%)		11 (11%)	3 (3%)	97	34%
			#	+	!	-	/	=	Count of SKILL	EFF



2014-2015

DATA

BelgiumVolleyStats.be
By Marnix Acar

© Trainerstuff.be
By Wouter Laroy

VIZ

(20150207) GEN ~ GUI (3 ~ 0)
Skills in detail (per player): Block

B - Block	Team	Player	Skill 1					Skill 2					Count of SKILL	EFF			
			#	+	!	-	/	=	#	+	!	-			/	=	
GEN		1 Christiaens											3 (100%)	3	-100%		
		2 Vandecaveye	2 (33%)										4 (67%)	6	-33%		
		3 DEVRIESE	4 (50%)										4 (50%)	8	0%		
		4 De Paepe	2 (67%)										1 (33%)	3	33%		
		9 Quinones											1 (100%)	1	-100%		
		11 DEGRUYTER	1 (50%)										1 (50%)	2	0%		
		14 Tholse	2 (40%)										3 (60%)	5	-20%		
		Total	11 (39%)											17 (61%)	28	-21%	
		GUI		1 Abreu Lopez											1 (100%)	1	-100%
				4 Verplancke	1 (33%)										2 (67%)	3	-33%
7 VAN DE LOO													1 (100%)	1	-100%		
10 ABINET	1 (50%)												1 (50%)	2	0%		
15 REYNDERS													5 (100%)	5	-100%		
17 Goverde													3 (100%)	3	-100%		
18 Urnaut													1 (100%)	1	-100%		
Total	2 (13%)											14 (88%)	16	-75%			
			#	+	!	-	/	=					Count of SKILL	EFF			



2014-2015

DATA

BelgiumVolleyStats.be
By Marnix Acar

© Trainerstuff.be
By Wouter Laroy

VIZ

(20150207) GEN ~ GUI (3 ~ 0)

Skills in detail (per player): Serve

S - Serve	GEN	Skills in detail (per player): Serve							Count of SKILL	EFF
		#	+	!	-	/	=			
S - Serve	1 Christiaens		5 (45%)	3 ()	1 (9%)		2 (18%)	11	-18%	
	2 Vandecaveye	2 (13%)	3 (20%)	4 ()	4 (27%)		2 (13%)	15	0%	
	3 DEVRIESE	1 (11%)	6 (67%)	1 ()	1 (11%)			9	11%	
	4 De Paepe		2 (13%)	5 (6%)	7 (44%)	1 (6%)	1 (6%)	16	-6%	
	9 Quinones		1 (25%)	1 ()	2 (50%)			4	0%	
	11 DEGRUYTER		4 (44%)	1 ()	3 (33%)		1 (11%)	9	-11%	
	14 Tholse		5 (45%)	1 ()	2 (18%)		3 (27%)	11	-27%	
	Total	3 (4%)	26 (35%)	16 (1%)	20 (27%)	1 (1%)	9 (12%)	75	-8%	
	GUI	1 Abreu Lopez	1 (6%)	4 (25%)	6 (6%)	3 (19%)	1 (6%)	1 (6%)	16	0%
		4 Verplancke		1 (20%)	1 ()	3 (60%)			5	0%
5 DELIE			3 (60%)	1 ()	1 (20%)			5	0%	
7 VAN DE LOO			3 (33%)	4 ()	1 (11%)		1 (11%)	9	-11%	
8 LAMBINON		1 (17%)	3 (50%)	2 ()				6	17%	
10 ABINET			4 (40%)		4 (40%)		2 (20%)	10	-20%	
15 REYNDERS			1 (17%)	1 ()	2 (33%)		2 (33%)	6	-33%	
17 Goverde			2 (25%)	1 ()	5 (63%)			8	0%	
18 Urnaut							1 (100%)	1	-100%	
Total		2 (3%)	21 (32%)	16 (2%)	19 (29%)	1 (2%)	7 (11%)	66	-8%	
		#	+	!	-	/	=	Count of SKILL	EFF	



2014-2015

DATA

BelgiumVolleyStats.be
By Marnix Acar

© Trainerstuff.be
By Wouter Laroy

VIZ

(20150207) GEN ~ GUI (3 ~ 0)
Skills in detail (per player): Reception

R - Reception	GEN	Skill 1		Skill 2		Skill 3		Skill 4		Skill 5		Count of SKILL	EFF
		Count	%	Count	%	Count	%	Count	%	Count	%		
	1 Christiaens	3 (19%)	5 (31%)			6 (38%)		2 (13%)	16		-13%		
	2 Vandecaveye	1 (25%)	1 (25%)			2 (50%)			4		0%		
	9 Quinones	4 (31%)	4 (31%)			5 (38%)			13		0%		
	18 Nagels	11 (42%)	6 (23%)			8 (31%)	1 (4%)		26		0%		
	Total	19 (32%)	16 (27%)			21 (36%)	1 (2%)	2 (3%)	59		-3%		
	GUI												
	7 VAN DE LOO	3 (25%)	3 (25%)			4 (33%)		2 (17%)	12		-17%		
	14 Van Sande	14 (45%)	7 (23%)			8 (26%)	1 (3%)	1 (3%)	31		-3%		
	15 REYNDERS	2 (13%)	2 (13%)			11 (73%)			15		0%		
	18 Urnaut	1 (13%)	4 (50%)			3 (38%)			8		0%		
	Total	20 (30%)	16 (24%)			26 (39%)	1 (2%)	3 (5%)	66		-5%		
		#	+	!	-	/	=					Count of SKILL	EFF