



2014-2015

DATA

BelgiumVolleyStats.be
By Marnix Acar

© **Trainerstuff.be**
By Wouter Laroy

VIZ

Scouting data provided by: Marnix Acar - www.BelgiumVolleyStats.be

Data processing and vizualization: Wouter Laroy - www.trainerstuff.be

Questions/Remarks/Suggestions: info@belgiumvolleystats.be - wouterstrainerstuff@gmail.com



■ SET LOST ■ SET WON



2014-2015

DATA

BelgiumVolleyStats.be
By Marnix Acar

© Trainerstuff.be
By Wouter Laroy

VIZ

(20150207) ASS ~ PUU (3 ~ 0)
Game analysis

TOI	ScoringActi..	TOIServe						OPPServe							
		TOISCORE			OPPSCORE			Total	TOISCORE			OPPSCORE			Total
		TOI	OPP	Total	TOI	OPP	Total		TOI	OPP	Total	TOI	OPP	Total	
ASS	A#	17		17		21	21	38	27		27		5	5	32
	S#	6		6				6					3	3	3
	A=		3	3		2	2	5		1	1		4	4	5
	A\		3	3		1	1	4		2	2		2	2	4
	S=					13	13	13		13	13				13
	E=					1	1	1							
	F=		1	1				1							
	D=		2	2		3	3	5							
	Total	23	9	32	20	21	41	73	27	16	43	6	8	14	57
PUU	A#	5		5		27	27	32	21		21		17	17	38
	S#	3		3				3					6	6	6
	A=		4	4		1	1	5		2	2		3	3	5
	A\		2	2		2	2	4		1	1		3	3	4
	S=					13	13	13		13	13				13
	E=									1	1				1
	F=												1	1	1
	D=									3	3		2	2	5
	Total	8	6	14	16	27	43	57	21	20	41	9	23	32	73

Attack

		Count of SKILL	%SCORE	=SCORE%	EFF	
13	VERSCHUEREN	ASS	1	100%	0%	100%
14	Sugrañes Martin...	ASS	5	80%	0%	80%
11	Overbeeke	ASS	28	64%	7%	57%
11	Nagy	PUU	7	57%	0%	57%
10	Diefenbach	ASS	9	56%	11%	44%
8	BAETENS	ASS	19	53%	16%	37%
3	Chalakov	PUU	8	50%	25%	25%
4	COLSON	PUU	7	43%	14%	29%
5	KOEKELKOREN	PUU	25	36%	8%	28%
17	Orczyk	ASS	18	33%	17%	17%
7	Kvalen	PUU	31	19%	13%	6%
1	Stoev	PUU	2	0%	0%	0%
2	KRUYNER	PUU	1	0%	0%	0%

Block

		Count of SKILL	#	
11	Overbeeke	ASS	5	2
3	Chalakov	PUU	6	1
7	Kvalen	PUU	2	1
10	Diefenbach	ASS	11	1
11	Nagy	PUU	5	1
13	VERSCHUEREN	ASS	5	1
14	Sugrañes Martinez	ASS	5	1
1	Stoev	PUU	2	
2	KRUYNER	PUU	6	
4	COLSON	PUU	2	
5	KOEKELKOREN	PUU	5	
8	BAETENS	ASS	4	
17	Orczyk	ASS	5	

Serve

		Count of SKILL	#%	=%	
10	Diefenbach	ASS	12	17%	8%
2	KRUYNER	PUU	10	10%	10%
5	KOEKELKOREN	PUU	11	9%	18%
11	Nagy	PUU	11	9%	27%
14	Sugrañes Martinez	ASS	12	8%	17%
17	Orczyk	ASS	12	8%	17%
8	BAETENS	ASS	14	7%	29%
13	VERSCHUEREN	ASS	15	7%	13%
1	Stoev	PUU	1		
3	Chalakov	PUU	6		50%
4	COLSON	PUU	7		14%
7	Kvalen	PUU	9		22%
9	Mijatovic	PUU	2		50%
11	Overbeeke	ASS	8		25%

Reception

		Count of SKILL	#%	+%	=%	
5	KOEKELKOREN	PUU	17	65%	12%	6%
10	DE BONT	PUU	17	41%	35%	6%
8	BAETENS	ASS	17	35%	18%	
4	COLSON	PUU	21	29%	19%	5%
1	Stoev	PUU	4	25%		50%
7	Sparidans	ASS	8	25%	25%	
17	Orczyk	ASS	19	5%	32%	16%
3	Chalakov	PUU	1			100%

UPPER:

TOI = Team of Interest = Team analyzed OPP = Opponent
 XXXServe = who served XXXSCORE = who got the point



2014-2015

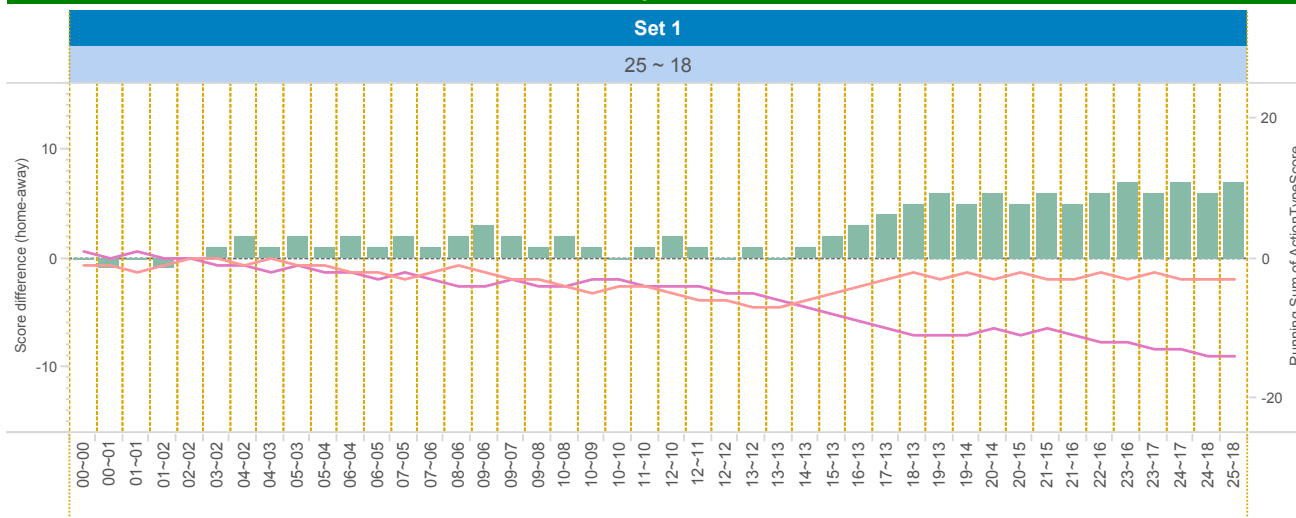
DATA

BelgiumVolleyStats.be
By Marnix Acar

© Trainerstuff.be
By Wouter Iaroy

VIZ

(20150207) ASS ~ PUU (3 ~ 0)
Set analysis - Set 1



TEAM_NAME

- ASS
- PUU

UPPER LEFT:

+1: A# - B# - S# -1: A=, A/, B=, B/, S=, R=, D=, F=, S=

LOWER LEFT:

TOI = Team of Interest = Team analyzed OPP = Opponent
XXXServe = who served XXXSCORE = who got the point

LOWER RIGHT:

Attack sorted on #SCORE

		Set 1													
		TOIServe						OPPServe							
		TOIScore			OPPScore			Total	TOIScore			OPPScore			Total
TOI	Scorin..	TOI	OPP	Total	TOI	OPP	Total		TOI	OPP	Total	TOI	OPP	Total	
ASS	A#	5		5		5	10	7		7				7	
	S#	3		3			3					2	2	2	
	A=		2	2	2		2				1		1	1	
	A/										1		1	1	
	S=					6		6		8				8	
	D=					1		1						1	
	Total		8	2	10	9	5	14	24	7	8	15	2	2	4
PUU	A#					7	7	7	5		5		5	10	
	S#	2		2			2					3	3	3	
	A=		1	1			1			2		2	2	4	
	A/		1	1			1							1	
	S=					8		8		6				6	
	D=									1				1	
	Total		2	2	4	8	7	15	19	5	9	14	2	8	10

Attacking skills

		Count of SKILL	#SCORE	#SCORE%	NOSCORE	NOSCORE%	=SCORE	=SCORE%	EFF
11 Overbeeke	ASS	8	5	63%	2	25%	1	13%	50%
5 KOEKLKOREN	PUU	10	3	30%	7	70%	0	0%	30%
8 BAETENS	ASS	5	2	40%	2	40%	1	20%	20%
10 Diefenbach	ASS	3	2	67%	0	0%	1	33%	33%
14 Sugrañes Martinez	ASS	3	2	67%	1	33%	0	0%	67%
3 Chalakov	PUU	1	1	100%	0	0%	0	0%	100%
7 Kvalen	PUU	11	1	9%	8	73%	2	18%	-9%
17 Orczyk	ASS	3	1	33%	1	33%	1	33%	0%
1 Stoev	PUU	2	0	0%	2	100%	0	0%	0%
4 COLSON	PUU	1	0	0%	1	100%	0	0%	0%
11 Nagy	PUU	1	0	0%	1	100%	0	0%	0%



2014-2015

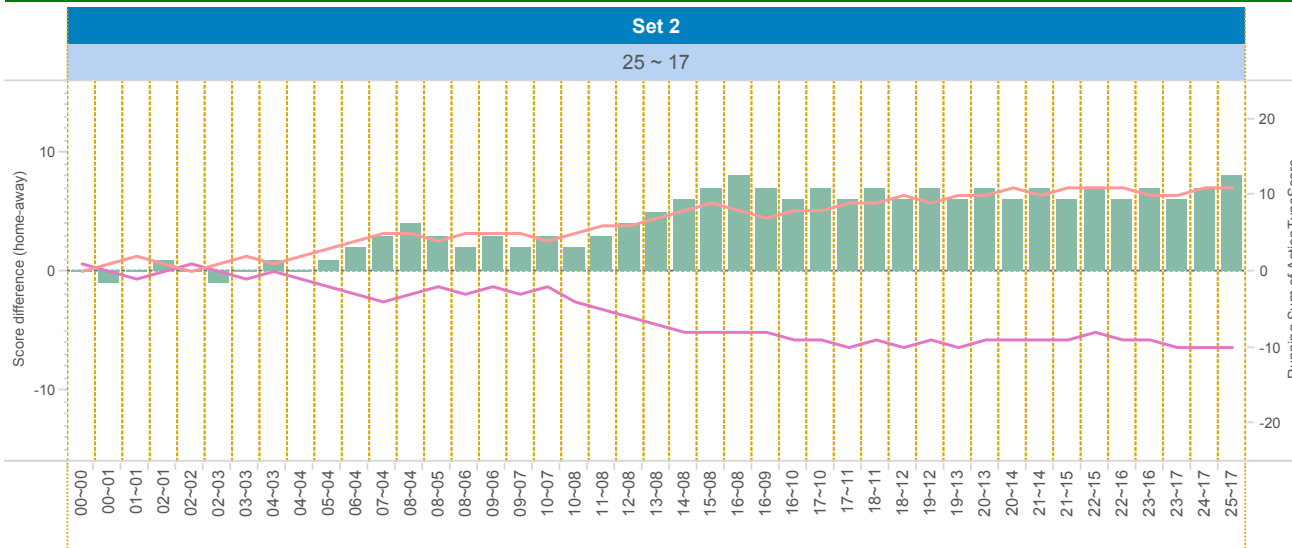
DATA

BelgiumVolleyStats.be
By Marnix Acar

© Trainerstuff.be
By Wouter Laroy

VIZ

(20150207) ASS ~ PUU (3 ~ 0)
Set analysis - Set 2



TEAM_NAME

ASS

PUU

UPPER LEFT:

+1: A# - B# - S# -1: A=, A/, B=, B/, S=, R=, D=, F=, S=

LOWER LEFT:

TOI = Team of Interest = Team analyzed OPP = Opponent
XXXServe = who served XXXSCORE = who got the point

LOWER RIGHT:

Attack sorted on #SCORE

Attacking skills

		Set 2													
		TOIServe						OPPServe							
		TOIScore			OPPScore			Total	TOIScore			OPPScore			Total
TOI	Scorin..	TOI	OPP	Total	TOI	OPP	Total	TOI	OPP	Total	TOI	OPP	Total	Total	
ASS	A#	6		6		10	10	16	9		9		2	2	11
	S#	3		3				3							
	A=		1	1				1			1		1	1	
	A/		1	1				1	2	2				2	
	S=				3	3	3	3	3	3				3	
	E=				1	1	1	1							
	Total		9	2	11	4	10	14	25	9	5	14	1	2	3
PUU	A#	2		2		9	9	11	10		10		6	6	16
	S#											3	3	3	
	A=		1	1				1			1		1	1	
	A/				2	2	2	2			1		1	1	
	S=				3	3	3	3	3	3				3	
	E=								1	1				1	
	Total		2	1	3	5	9	14	17	10	4	14	2	9	11

		Count of SKILL	#SCORE	#SCORE%	NOSCORE	NOSCORE%	=SCORE	=SCORE%	EFF
11 Overbeeke	ASS	7	6	86%	1	14%	0	0%	86%
7 Kvalen	PUU	10	5	50%	4	40%	1	10%	40%
8 BAETENS	ASS	4	3	75%	1	25%	0	0%	75%
11 Nagy	PUU	5	3	60%	2	40%	0	0%	60%
3 Chalakov	PUU	4	2	50%	1	25%	1	25%	25%
10 Diefenbach	ASS	4	2	50%	2	50%	0	0%	50%
17 Orczyk	ASS	5	2	40%	2	40%	1	20%	20%
4 COLSON	PUU	3	1	33%	1	33%	1	33%	0%
5 KOEKLKOREN	PUU	5	1	20%	3	60%	1	20%	0%
13 VERSCHUEREN	ASS	1	1	100%	0	0%	0	0%	100%
14 Sugrañes Martinez	ASS	1	1	100%	0	0%	0	0%	100%



2014-2015

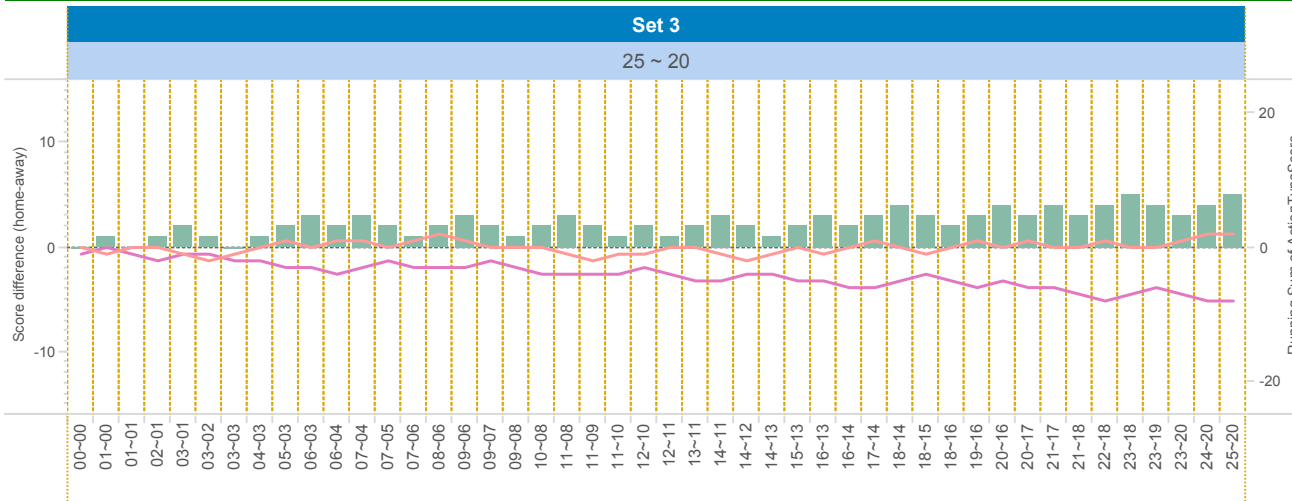
DATA

BelgiumVolleyStats.be
By Marnix Acar

© Trainerstuff.be
By Wouter Laroy

VIZ

(20150207) ASS ~ PUU (3 ~ 0)
Set analysis - Set 3



TEAM_NAME

- ASS
- PUU

UPPER LEFT:

+1: A# - B# - S# -1: A=, A/, B=, B/, S=, R=, D=, F=, S=

LOWER LEFT:

TOI = Team of Interest = Team analyzed OPP = Opponent
XXXServe = who served XXXSCORE = who got the point

LOWER RIGHT:

Attack sorted on #SCORE

		Set 3															
		TOIServe							OPPServe								
		TOISCORE			OPPSCORE				Total	TOISCORE			OPPSCORE				Total
TOI	Scorin..	TOI	OPP	Total	TOI	OPP	Total	TOI		OPP	Total	TOI	OPP	Total	OPP		
ASS	A#	6		6		6	6	12	11		11		3	3	14		
	S#												1	1	1		
	A=									1	1		2	2	3		
	A/		2	2	1		1	3				1		1	1		
	S=					4		4		2	2				2		
	F=			1	1			1								1	
	D=			2	2	2		2	4							4	
	Total	6	5	11	7	6	13	24	11	3	14	3	4	7	21		
PUU	A#	3		3		11	11	14	6		6		6	6	12		
	S#	1		1			1	1							1		
	A=		2	2	1		1	3							3		
	A/		1	1			1	1		1	1	2		2	3		
	S=					2		2		4	4				4		
	F=												1	1	1		
	D=									2	2	2	2	2	4		
	Total	4	3	7	3	11	14	21	6	7	13	5	6	11	24		

Attacking skills

		Count of SKILL	#SCORE	#SCORE%	NOSCORE	NOSCORE%	=SCORE	=SCORE%	EFF
11 Overbeeke	ASS	13	7	54%	5	38%	1	8%	46%
5 KOEKELKOREN	PUU	10	5	50%	4	40%	1	10%	40%
8 BAETENS	ASS	10	5	50%	3	30%	2	20%	30%
17 Orczyk	ASS	10	3	30%	6	60%	1	10%	20%
4 COLSON	PUU	3	2	67%	1	33%	0	0%	67%
3 Chalakov	PUU	3	1	33%	1	33%	1	33%	0%
10 Diefenbach	ASS	2	1	50%	1	50%	0	0%	50%
11 Nagy	PUU	1	1	100%	0	0%	0	0%	100%
14 Sugrañes Martinez	ASS	1	1	100%	0	0%	0	0%	100%
2 KRUYNER	PUU	1	0	0%	1	100%	0	0%	0%
7 Kvalen	PUU	10	0	0%	9	90%	1	10%	-10%



2014-2015

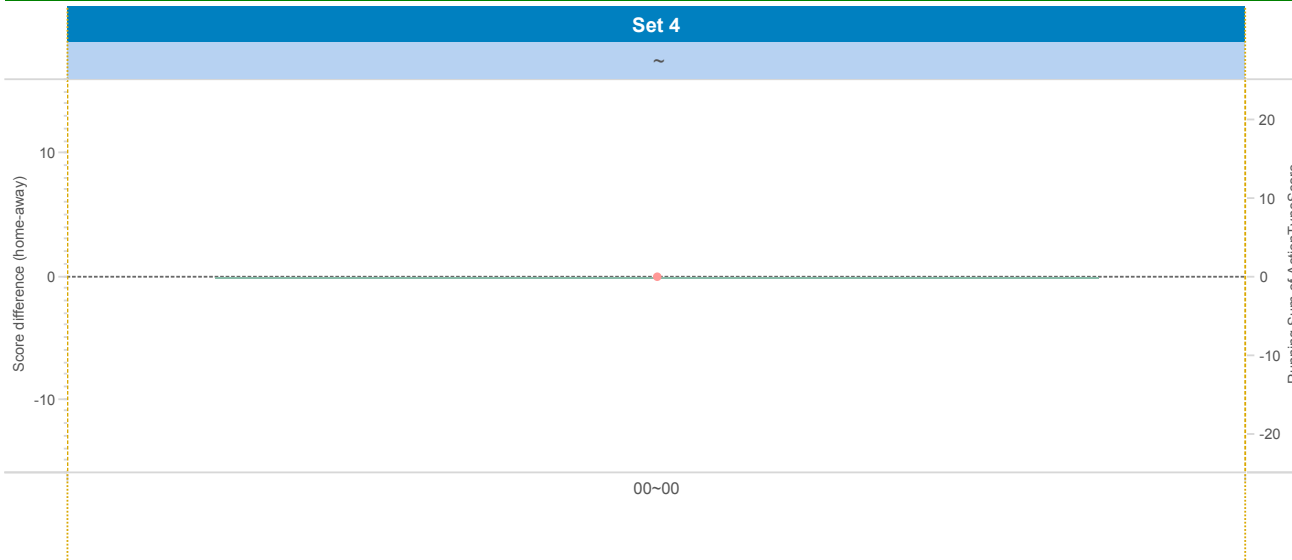
DATA

BelgiumVolleyStats.be
By Marnix Acar

© Trainerstuff.be
By Wouter Laroy

VIZ

(20150207) ASS ~ PUU (3 ~ 0)
Set analysis - Set 4



TEAM_NAME

ASS

UPPER LEFT:

+1: A# - B# - S# -1: A=, A/, B=, B/, S=, R=, D=, F=, S=

LOWER LEFT:

TOI = Team of Interest = Team analyzed OPP = Opponent
XXXServe = who served XXXSCORE = who got the point

LOWER RIGHT:

Attack sorted on #SCORE

Attacking skills



2014-2015

DATA

BelgiumVolleyStats.be
By Marnix Acar

© **Trainerstuff.be**
By Wouter Laroy

VIZ

(20150207) ASS ~ PUU (All)
Set analysis - Set 5

TEAM_NAME

UPPER LEFT:

+1: A# - B# - S# **-1:** A=, A/, B=, B/, S=, R=, D=, F=, S=

LOWER LEFT:

TOI = Team of Interest = Team analyzed **OPP** = Opponent
XXXServe = who served **XXXSCORE** = who got the point

LOWER RIGHT:

Attack sorted on #SCORE

Attacking skills

		Count of SKILL	#SCORE	#SCORE%	NOSCORE	NOSCORE%	=SCORE	=SCORE%	EFF
11 Overbeeke	ASS	28	18	64%	8	29%	2	7%	57%
8 BAETENS	ASS	19	10	53%	6	32%	3	16%	37%
5 KOEKELKOREN	PUU	25	9	36%	14	56%	2	8%	28%
7 Kvalen	PUU	31	6	19%	21	68%	4	13%	6%
17 Orczyk	ASS	18	6	33%	9	50%	3	17%	17%
10 Diefenbach	ASS	9	5	56%	3	33%	1	11%	44%
3 Chalakov	PUU	8	4	50%	2	25%	2	25%	25%
11 Nagy	PUU	7	4	57%	3	43%	0	0%	57%
14 Sugrañes Martin..	ASS	5	4	80%	1	20%	0	0%	80%
4 COLSON	PUU	7	3	43%	3	43%	1	14%	29%
13 VERSCHUEREN	ASS	1	1	100%	0	0%	0	0%	100%
1 Stoev	PUU	2	0	0%	2	100%	0	0%	0%
2 KRUYNER	PUU	1	0	0%	1	100%	0	0%	0%



2014-2015

DATA

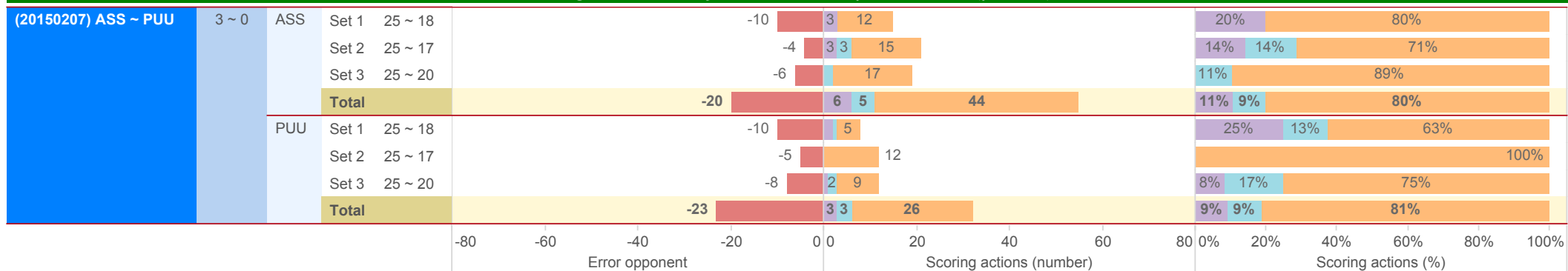
BelgiumVolleyStats.be
By Marnix Acar

© Trainerstuff.be
By Wouter Laroy

VIZ

(20150207) ASS ~ PUU (3 ~ 0)

Scoring Actions Analyzed: how were points made (per set)





2014-2015

DATA

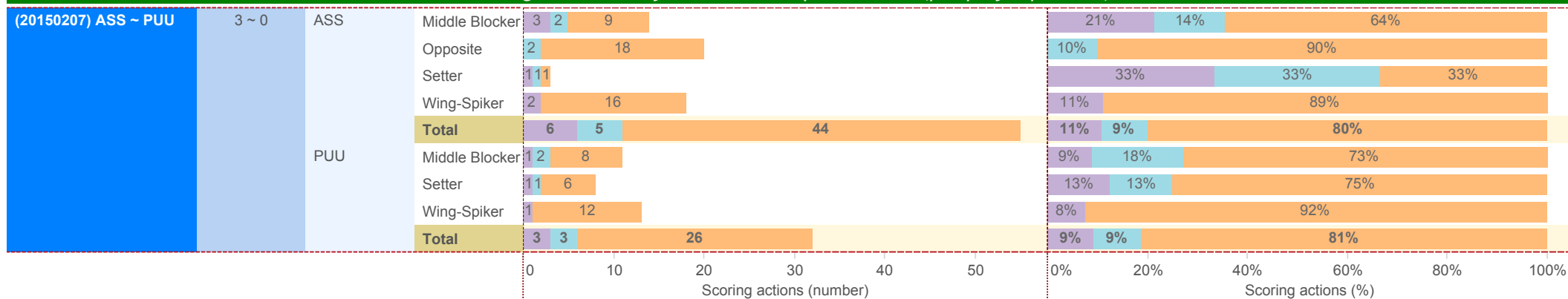
BelgiumVolleyStats.be
By Marnix Acar

© Trainerstuff.be
By Wouter Laroy

VIZ

(20150207) ASS ~ PUU (3 ~ 0)

Scoring Actions Analyzed: how were points made (per player position)



S - Serve B - Block A - Attack



2014-2015

DATA

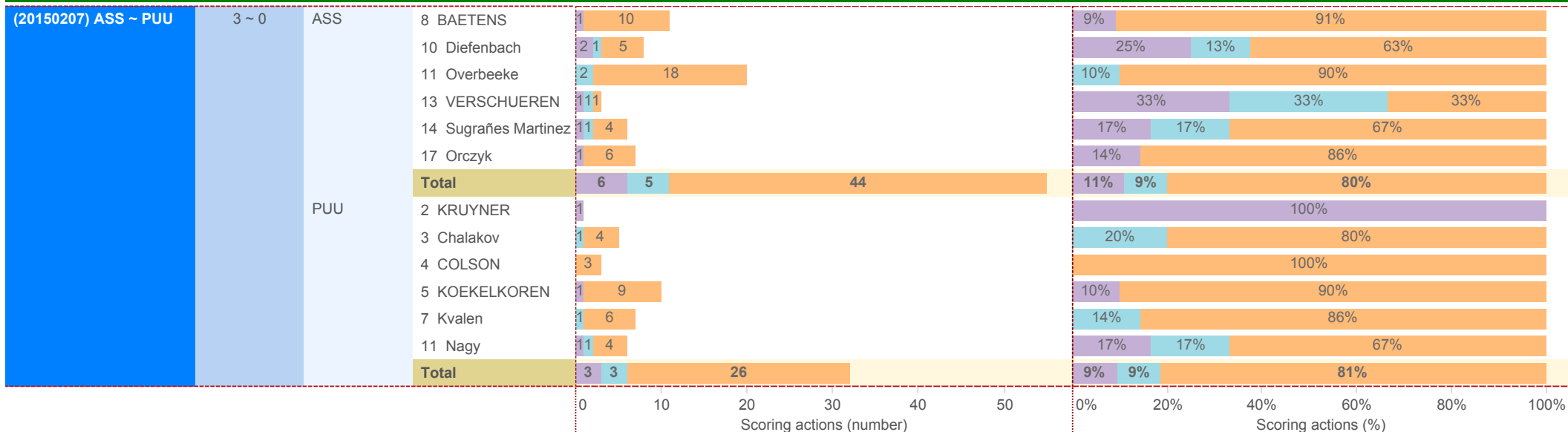
BelgiumVolleyStats.be
By Marnix Acar

© Trainerstuff.be
By Wouter Laroy

VIZ

(20150207) ASS ~ PUU (3 ~ 0)

Scoring Actions Analyzed: how were points made (per player)



S - Serve B - Block A - Attack



2014-2015

DATA

BelgiumVolleyStats.be
By Marnix Acar

© Trainerstuff.be
By Wouter Laroy

VIZ

(20150207) ASS ~ PUU (3 ~ 0)
Skills in detail (per player position): Attack/Block

Category	Team	Position	Game 1					Game 2		Total	EFF
			#	+	!	-	/	=	Count of SKILL		
A - Attack	ASS	Middle Blocker	9 (64%)	2 (14%)		2 (14%)		1 (7%)	14	57%	
		Opposite	18 (64%)	4 (14%)	1 (4%)	3 (11%)	1 (4%)	1 (4%)	28	57%	
		Setter	1 (100%)						1	100%	
		Wing-Spiker	16 (43%)	5 (14%)	4 (5%)	6 (16%)	2 (5%)	4 (11%)	37	27%	
		Total	44 (55%)	11 (14%)	5 (4%)	11 (14%)	3 (4%)	6 (8%)	80	44%	
	PUU	Middle Blocker	8 (53%)	2 (13%)		3 (20%)	2 (13%)		15	40%	
		Setter	6 (19%)	9 (28%)	5 ()	8 (25%)		4 (13%)	32	6%	
		Wing-Spiker	12 (35%)	8 (24%)	3 (9%)	8 (24%)	3 (9%)		34	26%	
		Total	26 (32%)	19 (23%)	8 (6%)	19 (23%)	5 (6%)	4 (5%)	81	21%	
		B - Block	ASS	Middle Blocker	2 (13%)	2 (13%)	2 ()	4 (25%)		6 (38%)	16
Opposite	2 (40%)				1 ()	1 (20%)		1 (20%)	5	20%	
Setter	1 (20%)				2 ()			2 (40%)	5	-20%	
Wing-Spiker				2 (22%)	3 ()	2 (22%)		2 (22%)	9	-22%	
Total	5 (14%)			4 (11%)	8 ()	7 (20%)		11 (31%)	35	-17%	
PUU	Middle Blocker		2 (18%)	2 (18%)	1 ()	1 (9%)		5 (45%)	11	-27%	
	Setter		1 (13%)		4 ()			3 (38%)	8	-25%	
	Wing-Spiker					2 (22%)		7 (78%)	9	-78%	
	Total		3 (11%)	2 (7%)	5 ()	3 (11%)		15 (54%)	28	-43%	
				0 20 40 60 80	0 10 20 30	0 5 10	0 10 20 30	0 5	0 10 20	0 50 100	-100% 0% 100%
			#	+	!	-	/	=	Count of SKILL	EFF	



2014-2015

DATA

BelgiumVolleyStats.be
By Marnix Acar

© Trainerstuff.be
By Wouter Laroy

VIZ

(20150207) ASS ~ PUU (3 ~ 0)
Skills in detail (per player position): Serve/Reception

S - Serve	ASS	Middle Blocker	Game 1				Game 2				Total	Count of SKILL	EFF
			#	+	!	-	/	=					
			3 (13%)	3 (13%)	6 ()	9 (38%)	3 (13%)	24	0%				
		Opposite	2 (25%)	2 (25%)	1 (13%)	2 (25%)	1 (13%)	2 (25%)	8	-25%			
		Setter	1 (7%)	4 (27%)	1 (7%)	6 (40%)	1 (7%)	2 (13%)	15	-7%			
		Wing-Spiker	2 (8%)	5 (19%)	4 (4%)	8 (31%)	1 (4%)	6 (23%)	26	-15%			
		Total	6 (8%)	14 (19%)	12 (4%)	25 (34%)	3 (4%)	13 (18%)	73	-10%			
	PUU	Middle Blocker	1 (5%)	7 (37%)	2 ()	2 (11%)	7 (37%)	19	-32%				
		Setter	1 (5%)	7 (37%)	5 (5%)	2 (11%)	1 (5%)	3 (16%)	19	-11%			
		Wing-Spiker	1 (5%)	4 (21%)	5 (5%)	5 (26%)	1 (5%)	3 (16%)	19	-11%			
		Total	3 (5%)	18 (32%)	12 (4%)	9 (16%)	2 (4%)	13 (23%)	57	-18%			
R - Reception	ASS	Libero	2 (25%)	2 (25%)	4 ()			8	0%				
		Wing-Spiker	7 (19%)	9 (25%)	8 (6%)	7 (19%)	2 (6%)	3 (8%)	36	-8%			
		Total	9 (20%)	11 (25%)	12 (5%)	7 (16%)	2 (5%)	3 (7%)	44	-7%			
	PUU	Libero	7 (41%)	6 (35%)	1 ()	2 (12%)		1 (6%)	17	-6%			
		Middle Blocker						1 (100%)	1	-100%			
		Wing-Spiker	18 (43%)	6 (14%)	6 (7%)	5 (12%)	3 (7%)	4 (10%)	42	-10%			
	Total	25 (42%)	12 (20%)	7 (5%)	7 (12%)	3 (5%)	6 (10%)	60	-10%				



2014-2015

DATA

BelgiumVolleyStats.be
By Marnix Acar

© Trainerstuff.be
By Wouter Laroy

VIZ

(20150207) ASS ~ PUU (3 ~ 0)

Skills in detail (per player): Attack

A - Attack												Count of SKILL	EFF
A - Attack	ASS	8 BAETENS	10 (53%)	2 (11%)		4 (21%)	1 (5%)	2 (11%)	19	37%			
		10 Diefenbach	5 (56%)	2 (22%)		1 (11%)		1 (11%)	9	44%			
		11 Overbeeke	18 (64%)	4 (14%)	1 (4%)	3 (11%)	1 (4%)	1 (4%)	28	57%			
		13 VERSCHUEREN	1 (100%)						1	100%			
		14 Sugrañes Martinez	4 (80%)			1 (20%)			5	80%			
		17 Orczyk	6 (33%)	3 (17%)	4 (6%)	2 (11%)	1 (6%)	2 (11%)	18	17%			
		Total	44 (55%)	11 (14%)	5 (4%)	11 (14%)	3 (4%)	6 (8%)	80	44%			
		PUU	1 Stoev			1 (50%)			2	0%			
		2 KRUYNER				1 (100%)			1	0%			
		3 Chalakov	4 (50%)			2 (25%)	2 (25%)		8	25%			
		4 COLSON	3 (43%)	1 (14%)		2 (29%)	1 (14%)		7	29%			
		5 KOEKELKOREN	9 (36%)	7 (28%)	2 (8%)	5 (20%)	2 (8%)		25	28%			
		7 Kvalen	6 (19%)	9 (29%)	5 (15%)	7 (23%)		4 (13%)	31	6%			
	11 Nagy	4 (57%)	2 (29%)		1 (14%)			7	57%				
	Total	26 (32%)	19 (23%)	8 (6%)	19 (23%)	5 (6%)	4 (5%)	81	21%				
		#	+	!	-	/	=						



2014-2015

DATA

BelgiumVolleyStats.be
By Marnix Acar

© Trainerstuff.be
By Wouter Laroy

VIZ

(20150207) ASS ~ PUU (3 ~ 0)
Skills in detail (per player): Block

B - Block	ASS	Player	Game Won (Green)					Count of SKILL		EFF
			#	+	!	-	/	=		
		8 BAETENS			1 (0)	2 (50%)		1 (25%)	4	-25%
		10 Diefenbach	1 (9%)	2 (18%)	1 (0)	2 (18%)		5 (45%)	11	-36%
		11 Overbeeke	2 (40%)		1 (0)	1 (20%)		1 (20%)	5	20%
		13 VERSCHUEREN	1 (20%)		2 (0)		2 (40%)	5		-20%
		14 Sugrañes Martinez	1 (20%)		1 (0)	2 (40%)		1 (20%)	5	0%
		17 Orczyk		2 (40%)	2 (0)		1 (20%)	5		-20%
		Total	5 (14%)	4 (11%)	8 (0)	7 (20%)		11 (31%)	35	-17%
	PUU	1 Stoev						2 (100%)	2	-100%
		2 KRUYNER			4 (0)			2 (33%)	6	-33%
		3 Chalakov	1 (17%)	1 (17%)	1 (0)		3 (50%)	6		-33%
		4 COLSON				1 (50%)	1 (50%)	2		-50%
		5 KOEKELKOREN				1 (20%)	4 (80%)	5		-80%
		7 Kvalen	1 (50%)				1 (50%)	2		0%
		11 Nagy	1 (20%)	1 (20%)		1 (20%)	2 (40%)	5		-20%
		Total	3 (11%)	2 (7%)	5 (0)	3 (11%)		15 (54%)	28	-43%
			#	+	!	-	/	=	Count of SKILL	EFF



2014-2015

DATA

BelgiumVolleyStats.be
By Marnix Acar

© Trainerstuff.be
By Wouter Laroy

VIZ

(20150207) ASS ~ PUU (3 ~ 0)

Skills in detail (per player): Serve

S - Serve	ASS	Game 1							Count of SKILL	EFF
		#	+	!	-	/	=			
	8 BAETENS	1 (7%)	4 (29%)	2 ()	3 (21%)		4 (29%)	14	-21%	
	10 Diefenbach	2 (17%)	2 (17%)	3 ()	4 (33%)		1 (8%)	12	8%	
	11 Overbeeke		2 (25%)	1 (13%)	2 (25%)	1 (13%)	2 (25%)	8	-25%	
	13 VERSCHUEREN	1 (7%)	4 (27%)	1 (7%)	6 (40%)	1 (7%)	2 (13%)	15	-7%	
	14 Sugrañes Martinez	1 (8%)	1 (8%)	3 ()	5 (42%)		2 (17%)	12	-8%	
	17 Orczyk	1 (8%)	1 (8%)	2 (8%)	5 (42%)	1 (8%)	2 (17%)	12	-8%	
	Total	6 (8%)	14 (19%)	12 (4%)	25 (34%)	3 (4%)	13 (18%)	73	-10%	
	PUU									
	1 Stoev		1 (100%)					1	0%	
	2 KRUYNER	1 (10%)	5 (50%)		2 (20%)	1 (10%)	1 (10%)	10	0%	
	3 Chalakov		2 (33%)	1 ()			3 (50%)	6	-50%	
	4 COLSON		1 (14%)	3 (14%)	1 (14%)	1 (14%)	1 (14%)	7	-14%	
	5 KOEKELKOREN	1 (9%)	2 (18%)	2 ()	4 (36%)		2 (18%)	11	-9%	
	7 Kvalen		2 (22%)	5 ()			2 (22%)	9	-22%	
	9 Mijatovic				1 (50%)		1 (50%)	2	-50%	
	11 Nagy	1 (9%)	5 (45%)	1 ()	1 (9%)		3 (27%)	11	-18%	
	Total	3 (5%)	18 (32%)	12 (4%)	9 (16%)	2 (4%)	13 (23%)	57	-18%	
		#	+	!	-	/	=	Count of SKILL	EFF	



2014-2015

DATA

BelgiumVolleyStats.be
By Marnix Acar

© Trainerstuff.be
By Wouter Laroy

VIZ

(20150207) ASS ~ PUU (3 ~ 0)
Skills in detail (per player): Reception

R - Reception	ASS	7 Sparidans	8 BAETENS	17 Orczyk	Total	PUU	1 Stoev	3 Chalakov	4 COLSON	5 KOEKLKOREN	10 DE BONT	Total	#	+	!	-	/	=	Count of SKILL	EFF
		2 (25%)	6 (35%)	1 (5%)	9 (20%)		1 (25%)		6 (29%)	11 (65%)	7 (41%)	25 (42%)								
		2 (25%)	3 (18%)	6 (32%)	11 (25%)			4 (19%)	4 (19%)	2 (12%)	6 (35%)	12 (20%)								
		4 ()	3 (6%)	5 (5%)	12 (5%)			4 (14%)	4 (14%)	2 ()	1 ()	7 (5%)								
			4 (24%)	3 (16%)	7 (16%)		1 (25%)		3 (14%)	1 (6%)	2 (12%)	7 (12%)								
			1 (6%)	1 (5%)	2 (5%)				3 (14%)			3 (5%)								
				3 (16%)	3 (7%)		2 (50%)		1 (5%)	1 (6%)	1 (6%)	6 (10%)								
					44		4	1	21	17	17	60								
					-7%		-50%	-100%	-5%	-6%	-6%	-10%								