



2014-2015

DATA

**BelgiumVolleyStats.be**  
By Marnix Acar

© **Trainerstuff.be**  
By Wouter Laroy

VIZ

Scouting data provided by: Marnix Acar - www.BelgiumVolleyStats.be

Data processing and vizualization: Wouter Laroy - www.trainerstuff.be

Questions/Remarks/Suggestions: info@belgiumvolleystats.be - wouterstrainerstuff@gmail.com

		(20150204) MAA ~ ASS					Grand Total	
		3 ~ 2						
		Set 1	Set 2	Set 3	Set 4	Set 5		
		28 ~ 26	22 ~ 25	26 ~ 24	26 ~ 28	15 ~ 13		
ASS	7 Sparidans	Libero	3	9	8	11	3	20 14
	8 BAETENS	Wing-Spiker	28	24	28	38	21	62 77
	9 Möller	Setter					1	1
	10 Diefenbach	Middle Blocker	8	14	16	8	6	22 30
	11 Overbeeke	Opposite	22	21	19	20	6	41 47
	13 VERSCHUEREN	Setter	30	27	30	30	16	57 76
	14 Sugrañes Martinez	Middle Blocker	9	10	16	8	8	18 33
17 Orczyk	Wing-Spiker	30	20	17	22	9	42 56	
MAA	3 Broshog	Middle Blocker	16	8	9	9	3	28 17
	7 DERKONINGEN	Libero	12	18	7	19	3	22 37
	8 RAYMAEKERS	Middle Blocker	16	7	7	11	3	26 18
	9 Lecat	Wing-Spiker	21	32	31	19	12	64 51
	10 Höhne	Wing-Spiker	19		9	25	15	43 25
	12 Parkinson	Middle Blocker					2	2
	14 Padar	Opposite	18	11	19	17	13	50 28
	15 Finoli	Setter	25	24	26	34	16	67 58
	16 Grozdanov	Wing-Spiker		4	2	3	1	7
	17 Gotch	Wing-Spiker	5	16	11			16 16
18 Lushtaku	Setter		3	2	2	3	5	
		0 50 100	0 50 100	0 50 100	0 50 100	0 50 100	0 50 100	
		Number of recorded actions	Number of recorded actions	Number of recorded actions	Number of recorded actions	Number of recorded actions	Number of recorded actions	

■ SET WON ■ SET LOST



2014-2015

DATA

BelgiumVolleyStats.be  
By Marnix Acar

© Trainerstuff.be  
By Wouter Laroy

VIZ

(20150204) MAA ~ ASS (3 ~ 2)  
Game analysis

TOI	ScoringActi..	TOIServe						OPPServe							
		TOISCORE			OPPSCORE			Total	TOISCORE			OPPSCORE			Total
		TOI	OPP	Total	TOI	OPP	Total		TOI	OPP	Total	TOI	OPP	Total	
ASS	A#	14		14		52	52	66	55		55		11	11	66
	S#	8		8			8	8					2	2	2
	A=		7	7		7	7	14					1	9	9
	A/		7	7		2	2	9		1	1		15	15	16
	S=					15	15	15		18	18				18
	E=		1	1		2	2	3		1	1				1
	D=		1	1				1		3	3		2	2	5
<b>Total</b>		22	16	38	26	52	78	116	55	23	78	25	14	39	117
MAA	A#	11		11		55	55	66	52		52		14	14	66
	S#	2		2			2	2					8	8	8
	A=	1	8	9				9		7	7	7	7	7	14
	A/		15	15		1	1	16		2	2	7	7	9	9
	S=					18	18	18		15	15				15
	E=					1	1	1		2	2		1	1	3
	D=		2	2		3	3	5					1	1	1
<b>Total</b>		14	25	39	23	55	78	117	52	26	78	16	22	38	116

Attack

		Count of SKILL	%SCORE	=SCORE%	EFF
3 Broshog	MAA	14	79%	7%	71%
10 Diefenbach	ASS	9	78%	22%	56%
14 Padar	MAA	43	56%	7%	49%
17 Gotch	MAA	11	55%	9%	45%
11 Overbeeke	ASS	57	53%	19%	33%
17 Orczyk	ASS	29	52%	21%	31%
10 Höhne	MAA	17	47%	18%	29%
8 BAETENS	ASS	35	46%	29%	17%
9 Lecat	MAA	28	36%	14%	21%
14 Sugrañes Martin..	ASS	14	36%	21%	14%
8 RAYMAEKERS	MAA	12	33%	8%	25%
16 Grozdanov	MAA	6	33%	17%	17%
13 VERSCHUEREN	ASS	2	0%	0%	0%
15 Finoli	MAA	5	0%	40%	-40%

Block

		Count of SKILL	#
3 Broshog	MAA	14	8
10 Diefenbach	ASS	15	4
15 Finoli	MAA	13	3
11 Overbeeke	ASS	6	2
13 VERSCHUEREN	ASS	10	2
14 Padar	MAA	11	2
8 RAYMAEKERS	MAA	7	1
9 Lecat	MAA	13	1
10 Höhne	MAA	2	1
16 Grozdanov	MAA	3	1
8 BAETENS	ASS	6	
14 Sugrañes Martinez	ASS	12	
17 Gotch	MAA	2	
17 Orczyk	ASS	3	

Serve

		Count of SKILL	#%	1%
10 Diefenbach	ASS	22	14%	14%
8 BAETENS	ASS	17	12%	18%
14 Sugrañes Martinez	ASS	21	10%	5%
10 Höhne	MAA	13	8%	8%
11 Overbeeke	ASS	15	7%	13%
8 RAYMAEKERS	MAA	18	6%	22%
3 Broshog	MAA	15		7%
9 Lecat	MAA	17		
9 Möller	ASS	1		
12 Parkinson	MAA	2		
13 VERSCHUEREN	ASS	21		10%
14 Padar	MAA	16		50%
15 Finoli	MAA	24		
17 Gotch	MAA	9		33%
17 Orczyk	ASS	19		21%
18 Lushtaku	MAA	3		33%

Reception

		Count of SKILL	#%	+%	=%
10 Höhne	MAA	25	52%	12%	8%
7 DERKONINGEN	MAA	25	40%	28%	8%
7 Sparidans	ASS	16	38%	13%	
8 BAETENS	ASS	56	34%	23%	4%
17 Gotch	MAA	7	29%		14%
9 Lecat	MAA	44	25%	18%	7%
17 Orczyk	ASS	26	23%	31%	
13 VERSCHUEREN	ASS	1		100%	

UPPER:

TOI = Team of Interest = Team analyzed    OPP = Opponent  
 XXXServe = who served    XXXSCORE = who got the point



2014-2015

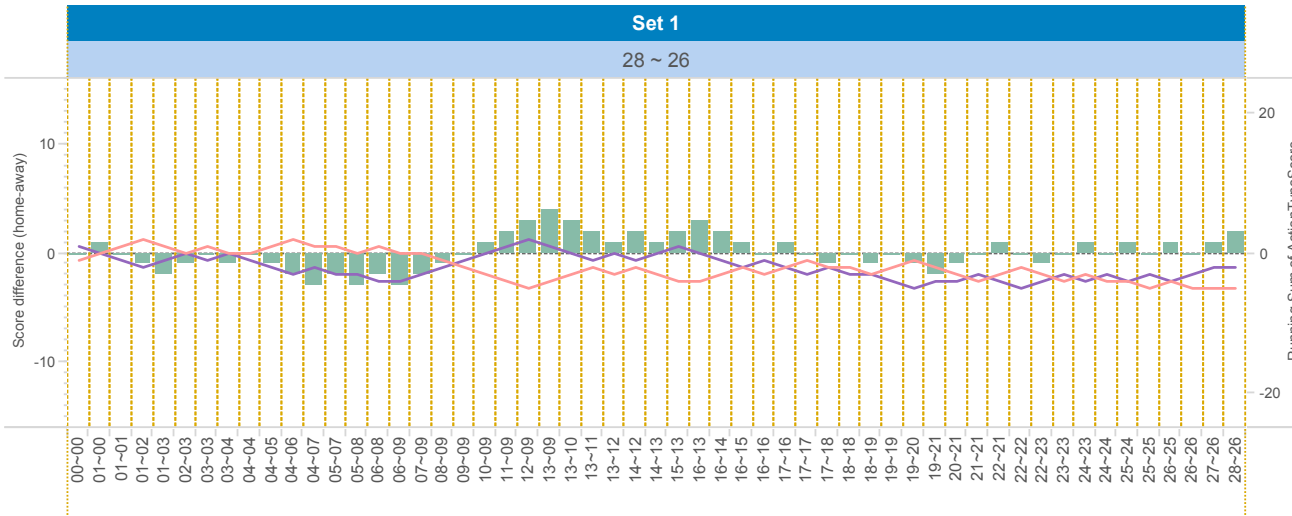
DATA

BelgiumVolleyStats.be  
By Marnix Acar

© Trainerstuff.be  
By Wouter Iaroy

VIZ

(20150204) MAA ~ ASS (3 ~ 2)  
Set analysis - Set 1



TEAM\_NAME

- ASS
- MAA

UPPER LEFT:

+1: A# - B# - S#    -1: A=, A/, B=, B/, S=, R=, D=, F=, S=

LOWER LEFT:

TOI = Team of Interest = Team analyzed    OPP = Opponent  
XXXServe = who served    XXXSCORE = who got the point

LOWER RIGHT:

Attack sorted on #SCORE

		Set 1													
		TOIServe						OPPServe							
		TOIScore			OPPScore			Total	TOIScore			OPPScore			Total
TOI	Scorin..	TOI	OPP	Total	TOI	OPP	Total	TOI	OPP	Total	TOI	OPP	Total	Total	
ASS	A#	4		4		11	11	15	10		10		3	3	13
	S#	4		4				4					1	1	1
	A=				2		2	2			1		1	1	1
	A/		2	2	1		1	3				8		8	8
	S=				1		1	1		5	5				5
	D=		1	1				1							1
	<b>Total</b>		8	3	11	4	11	15	26	10	5	15	9	4	13
MAA	A#	3		3		10	10	13	11		11		4	4	15
	S#	1		1				1					4	4	4
	A=		1	1				1		2	2			2	2
	A/		8	8				8		1	1	2		2	3
	S=					5	5	5		1	1			1	1
	D=											1		1	1
	<b>Total</b>		4	9	13	5	10	15	28	11	4	15	3	8	11

Attacking skills

		Count of SKILL	#SCORE	#SCORE%	NOSCORE	NOSCORE%	=SCORE	=SCORE%	EFF
11 Overbeeke	ASS	13	8	62%	2	15%	3	23%	38%
14 Padar	MAA	11	6	55%	5	45%	0	0%	55%
3 Broshog	MAA	4	3	75%	1	25%	0	0%	75%
8 BAETENS	ASS	9	3	33%	2	22%	4	44%	-11%
9 Lecat	MAA	6	3	50%	2	33%	1	17%	33%
14 Sugrañes Martinez	ASS	3	2	67%	0	0%	1	33%	33%
10 Diefenbach	ASS	1	1	100%	0	0%	0	0%	100%
10 Höhne	MAA	4	1	25%	2	50%	1	25%	0%
17 Gotch	MAA	1	1	100%	0	0%	0	0%	100%
17 Orczyk	ASS	7	1	14%	2	29%	4	57%	-43%
8 RAYMAEKERS	MAA	2	0	0%	2	100%	0	0%	0%
13 VERSCHUEREN	ASS	1	0	0%	1	100%	0	0%	0%



2014-2015

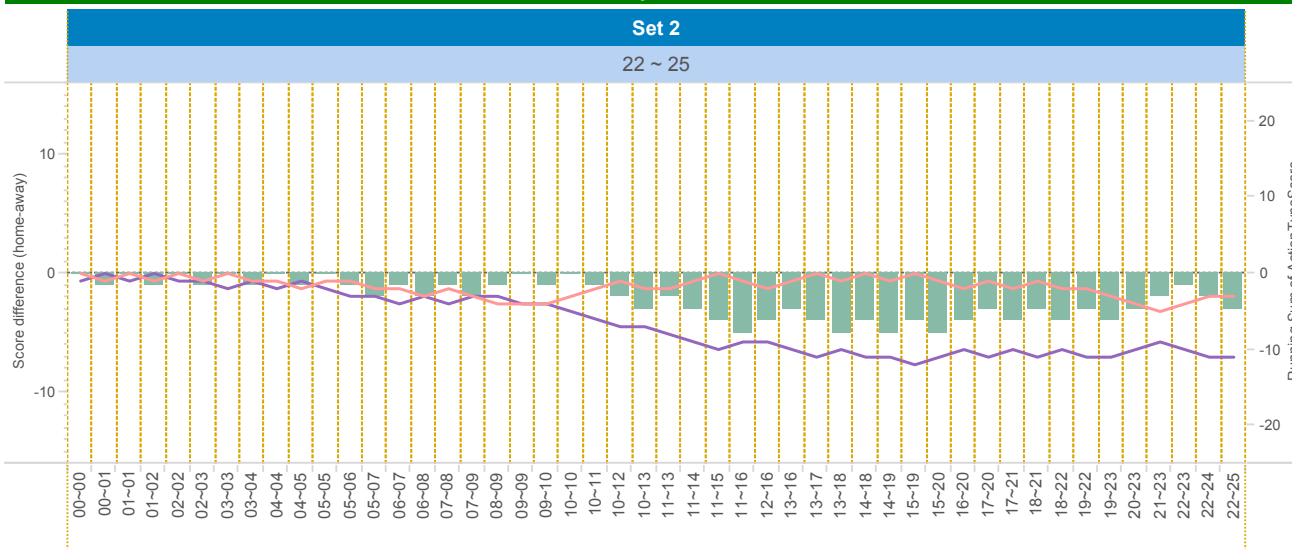
DATA

BelgiumVolleyStats.be  
By Marnix Acar

© Trainerstuff.be  
By Wouter Laroy

VIZ

(20150204) MAA ~ ASS (3 ~ 2)  
Set analysis - Set 2



TEAM\_NAME

ASS

MAA

UPPER LEFT:

+1: A# - B# - S# -1: A=, A/, B=, B/, S=, R=, D=, F=, S=

LOWER LEFT:

TOI = Team of Interest = Team analyzed OPP = Opponent  
XXXServe = who served XXXSCORE = who got the point

LOWER RIGHT:

Attack sorted on #SCORE

Attacking skills

TOI	Scorin..	Set 2															
		TOIServe						OPPServe									
		TOIScore			OPPScore			Total	TOIScore			OPPScore			Total		
		TOI	OPP	Total	TOI	OPP	Total		TOI	OPP	Total	TOI	OPP	Total			
ASS	A#	2		2			11		11			11		11			12
	S#	2		2													2
	A=		2	2		2	2				2		2				2
	A/		2	2							1		1				1
	S=					3	3			5	5						5
	E=					1	1										1
	D=									1	1		1		1		2
<b>Total</b>		4	4	8	6	11	17	25	11	6	17	4	1	5		22	
MAA	A#	1		1			11		11					2		2	13
	S#													2		2	2
	A=		2	2						2	2		2		2		4
	A/		1	1								2		2		2	2
	S=					5	5			3	3						3
	E=									1	1						1
	D=			1	1		1	1									2
<b>Total</b>		1	4	5	6	11	17	22	11	6	17	4	4	8		25	

		Count of SKILL	#SCORE	#SCORE%	NOSCORE	NOSCORE%	=SCORE	=SCORE%	EFF
9 Lecat	MAA	11	5	45%	4	36%	2	18%	27%
11 Overbeeke	ASS	12	5	42%	5	42%	2	17%	25%
17 Gotch	MAA	6	4	67%	2	33%	0	0%	67%
8 BAETENS	ASS	6	3	50%	1	17%	2	33%	17%
10 Diefenbach	ASS	2	2	100%	0	0%	0	0%	100%
14 Padar	MAA	5	2	40%	3	60%	0	0%	40%
14 Sugrañes Martin..	ASS	4	2	50%	1	25%	1	25%	25%
17 Orczyk	ASS	4	2	50%	2	50%	0	0%	50%
3 Broshog	MAA	2	1	50%	1	50%	0	0%	50%
8 RAYMAEKERS	MAA	2	1	50%	1	50%	0	0%	50%
13 VERSCHUEREN	ASS	1	0	0%	1	100%	0	0%	0%
15 Finoli	MAA	2	0	0%	1	50%	1	50%	-50%
16 Grozdanov	MAA	3	0	0%	2	67%	1	33%	-33%



2014-2015

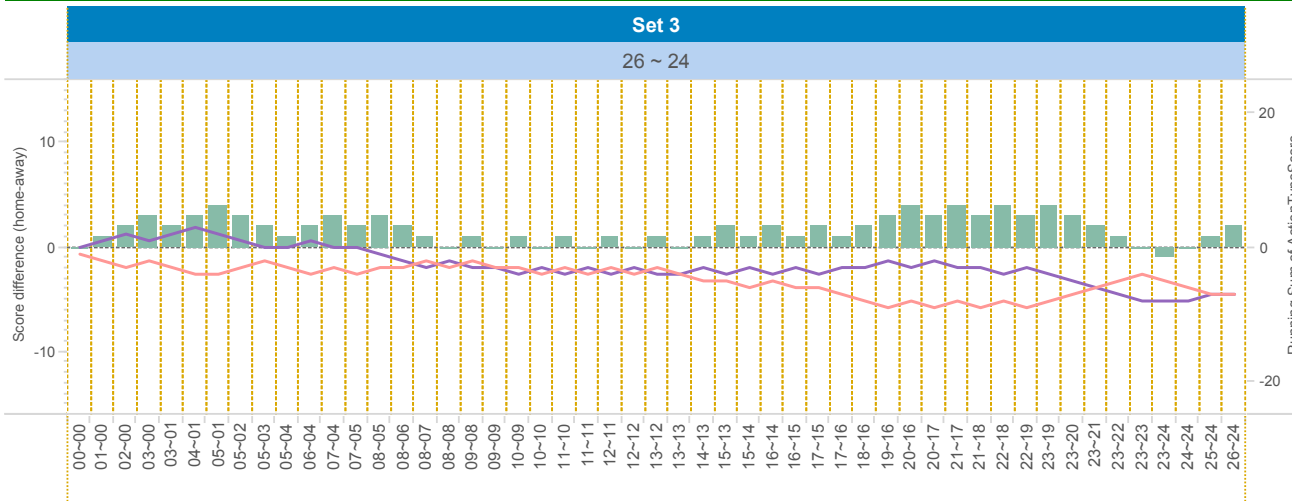
DATA

BelgiumVolleyStats.be  
By Marnix Acar

© Trainerstuff.be  
By Wouter Iaroy

ZIV

(20150204) MAA ~ ASS (3 ~ 2)  
Set analysis - Set 3



TEAM\_NAME

- ASS
- MAA

UPPER LEFT:

+1: A# - B# - S#    -1: A=, A/, B=, B/, S=, R=, D=, F=, S=

LOWER LEFT:

TOI = Team of Interest = Team analyzed    OPP = Opponent  
XXXServe = who served    XXXSCORE = who got the point

LOWER RIGHT:

Attack sorted on #SCORE

		Set 3															
		TOIServe							OPPServe								
		TOISCORE			OPPSCORE				Total	TOISCORE			OPPSCORE				Total
TOI	Scorin..	TOI	OPP	Total	TOI	OPP	Total	TOI		OPP	Total	TOI	OPP	Total			
ASS	A#	5		5		9	9	14	11		11		4	4	15		
	S#	2		2			2										
	A=		1	1	1		1	2				3		3	3		
	A/					1	1	1				2		2	2		
	S=						5	5		4	4				4		
	D=									1	1	1		1	2		
	<b>Total</b>		7	1	8	7	9	16	24	11	5	16	6	4	10	26	
MAA	A#	4		4		11	11	15	9		9		5	5	14		
	S#												2	2	2		
	A=		3	3			3			1	1	1		1	2		
	A/		2	2			2			1	1			1	1		
	S=					4	4	4		5	5				5		
	D=		1	1		1	1	2									
	<b>Total</b>		4	6	10	5	11	16	26	9	7	16	1	7	8	24	

Attacking skills

		Count of SKILL	#SCORE	#SCORE%	NOSCORE	NOSCORE%	=SCORE	=SCORE%	EFF
11 Overbeeke	ASS	14	8	57%	3	21%	3	21%	36%
14 Padar	MAA	10	8	80%	2	20%	0	0%	80%
17 Orczyk	ASS	7	4	57%	2	29%	1	14%	43%
3 Broshog	MAA	3	3	100%	0	0%	0	0%	100%
8 BAETENS	ASS	5	3	60%	2	40%	0	0%	60%
10 Diefenbach	ASS	4	2	50%	0	0%	2	50%	0%
9 Lecat	MAA	5	1	20%	4	80%	0	0%	20%
16 Grozdanov	MAA	2	1	50%	1	50%	0	0%	50%
17 Gotch	MAA	4	1	25%	2	50%	1	25%	0%
8 RAYMAEKERS	MAA	2	0	0%	2	100%	0	0%	0%
10 Höhne	MAA	1	0	0%	1	100%	0	0%	0%
14 Sugrañes Martin..	ASS	5	0	0%	4	80%	1	20%	-20%
15 Finoli	MAA	1	0	0%	1	100%	0	0%	0%



2014-2015

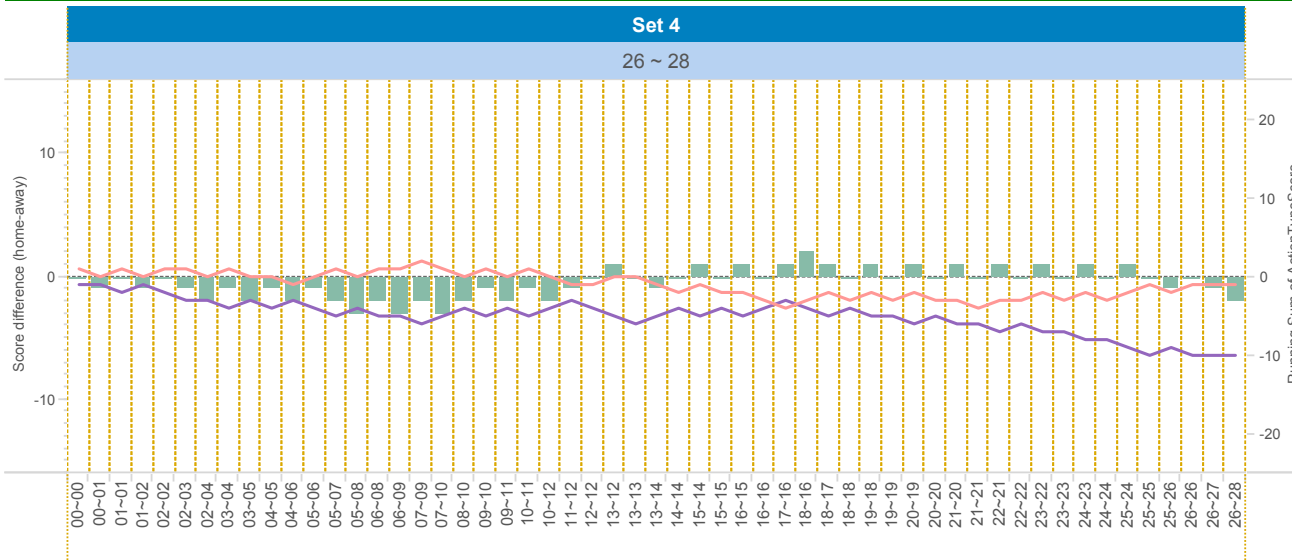
DATA

BelgiumVolleyStats.be  
By Marnix Acar

© Trainerstuff.be  
By Wouter Laroy

VIZ

(20150204) MAA ~ ASS (3 ~ 2)  
Set analysis - Set 4



TEAM\_NAME

- ASS
- MAA

UPPER LEFT:

+1: A# - B# - S#    -1: A=, A/, B=, B/, S=, R=, D=, F=, S=

LOWER LEFT:

TOI = Team of Interest = Team analyzed    OPP = Opponent  
XXXServe = who served    XXXSCORE = who got the point

LOWER RIGHT:

Attack sorted on #SCORE

		Set 4												
		TOIServe						OPPServe						
		TOISCORE		OPPSCORE		Total	TOISCORE		OPPSCORE		Total	Total		
TOI	Scorin..	TOI	OPP	Total	TOI	OPP	Total	TOI	OPP	Total	TOI	OPP	Total	
ASS	A#	2		2		14	14	16	16			1	1	17
	S#											1	1	1
	A=		2	2	1		1	3				1	1	1
	A/		2	2					1	1	2		2	3
	S=				5		5	5		3	3			3
	E=		1	1	1		1	2						
	D=								1	1				1
	<b>Total</b>		2	5	7	7	14	21	28	16	5	21	2	3
MAA	A#	1		1		16	16	17	14		14		2	2
	S#	1		1				1					2	2
	A=	1		1				1		1		2	2	3
	A/		2	2	1		1	3			2		2	2
	S=				3		3	3		5	5			5
	E=								1	1		1	1	2
	D=				1		1	1						
	<b>Total</b>		3	2	5	5	16	21	26	14	7	21	5	2

Attacking skills

		Count of SKILL	#SCORE	#SCORE%	NOSCORE	NOSCORE%	=SCORE	=SCORE%	EFF	
8	BAETENS	ASS	10	7	70%	2	20%	1	10%	60%
11	Overbeeke	ASS	13	7	54%	4	31%	2	15%	38%
10	Höhne	MAA	8	4	50%	3	38%	1	13%	38%
14	Padar	MAA	9	4	44%	3	33%	2	22%	22%
8	RAYMAEKERS	MAA	5	3	60%	2	40%	0	0%	60%
17	Orczyk	ASS	5	3	60%	2	40%	0	0%	60%
3	Broshog	MAA	3	2	67%	0	0%	1	33%	33%
9	Lecat	MAA	5	1	20%	3	60%	1	20%	0%
10	Diefenbach	ASS	1	1	100%	0	0%	0	0%	100%
14	Sugrañes Martinez	ASS	2	1	50%	1	50%	0	0%	50%
16	Grozdanov	MAA	1	1	100%	0	0%	0	0%	100%
15	Finoli	MAA	2	0	0%	1	50%	1	50%	-50%



2014-2015

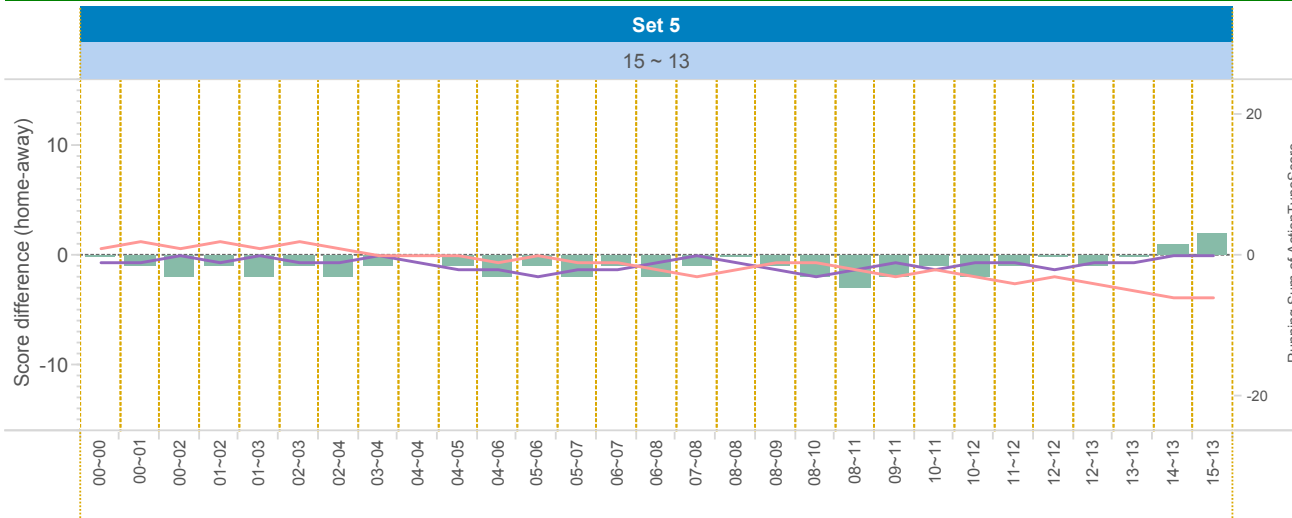
DATA

BelgiumVolleyStats.be  
By Marnix Acar

© Trainerstuff.be  
By Wouter Laroy

ZIV

(20150204) MAA ~ ASS (3 ~ 2)  
Set analysis - Set 5



TEAM\_NAME

- ASS
- MAA

UPPER LEFT:

+1: A# - B# - S#    -1: A=, A/, B=, B/, S=, R=, D=, F=, S=

LOWER LEFT:

TOI = Team of Interest = Team analyzed    OPP = Opponent  
XXXServe = who served    XXXSCORE = who got the point

LOWER RIGHT:

Attack sorted on #SCORE

		Set 5													
		TOIServe						OPPServe							
		TOIScore			OPPScore			Total	TOIScore			OPPScore			Total
TOI	Scorin..	TOI	OPP	Total	TOI	OPP	Total		TOI	OPP	Total	TOI	OPP	Total	
ASS	A#	1		1		7	7	8	7		7		2	2	9
	A/		1	1				1				2		2	2
	A=		2	2	1		1	3				2		2	2
	E=									1	1				1
	S=					1		1	1		1	1			1
	<b>Total</b>		1	3	4	2	7	9	13	7	2	9	4	2	6
MAA	A#	2		2		7	7	9	7		7		1	1	8
	A/		2	2				2				1		1	1
	A=		2	2				2		1	1	2		2	3
	E=					1		1							
	S=					1		1	1		1	1			1
	<b>Total</b>		2	4	6	2	7	9	15	7	2	9	3	1	4

Attacking skills

		Count of SKILL	#SCORE	#SCORE%	NOSCORE	NOSCORE%	=SCORE	=SCORE%	EFF
11 Overbeeke	ASS	57	30	53%	16	28%	11	19%	33%
14 Padar	MAA	43	24	56%	16	37%	3	7%	49%
8 BAETENS	ASS	35	16	46%	9	26%	10	29%	17%
17 Orczyk	ASS	29	15	52%	8	28%	6	21%	31%
3 Broshog	MAA	14	11	79%	2	14%	1	7%	71%
9 Lecat	MAA	28	10	36%	14	50%	4	14%	21%
10 Höhne	MAA	17	8	47%	6	35%	3	18%	29%
10 Diefenbach	ASS	9	7	78%	0	0%	2	22%	56%
17 Gotch	MAA	11	6	55%	4	36%	1	9%	45%
14 Sugrañes Martin..	ASS	14	5	36%	6	43%	3	21%	14%
8 RAYMAEKERS	MAA	12	4	33%	7	58%	1	8%	25%
16 Grozdanov	MAA	6	2	33%	3	50%	1	17%	17%
13 VERSCHUEREN	ASS	2	0	0%	2	100%	0	0%	0%
15 Finoli	MAA	5	0	0%	3	60%	2	40%	-40%



2014-2015

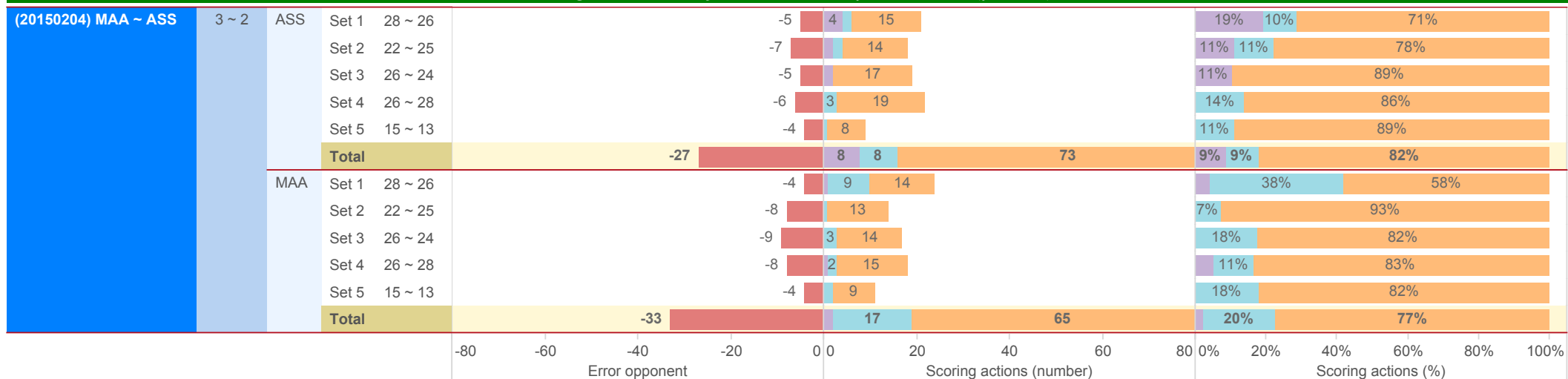
DATA

BelgiumVolleyStats.be  
By Marnix Acar

© Trainerstuff.be  
By Wouter Laroy

VIZ

(20150204) MAA ~ ASS (3 ~ 2)  
Scoring Actions Analyzed: how were points made (per set)



S - Serve    B - Block    A - Attack





2014-2015

DATA

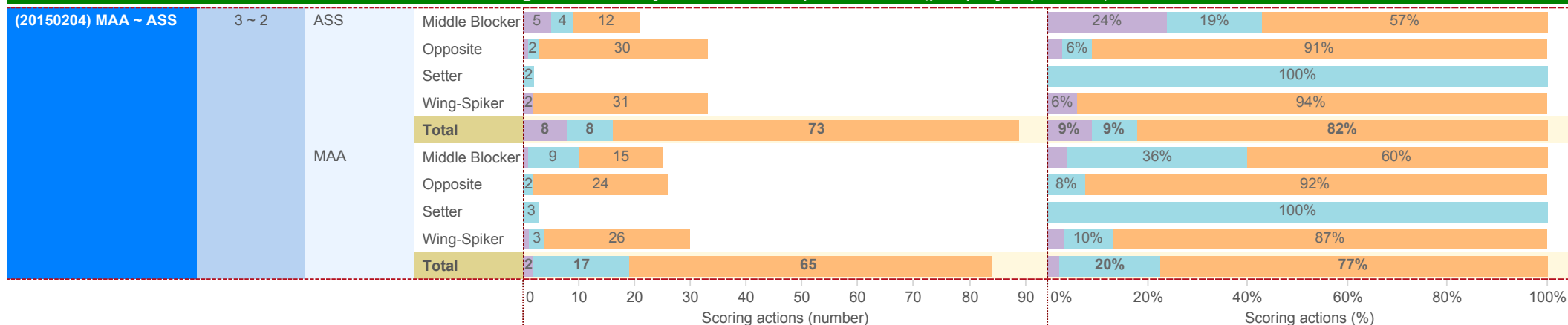
BelgiumVolleyStats.be  
By Marnix Acar

© Trainerstuff.be  
By Wouter Laroy

VIZ

(20150204) MAA ~ ASS (3 ~ 2)

Scoring Actions Analyzed: how were points made (per player position)



S - Serve    B - Block    A - Attack



2014-2015

DATA

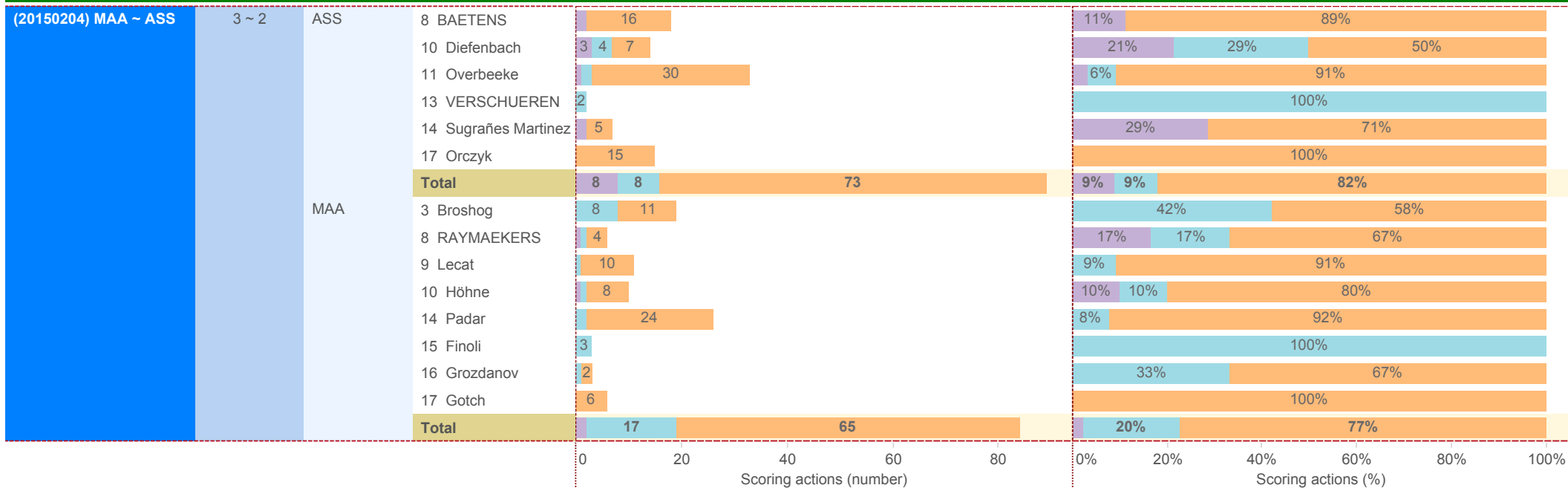
BelgiumVolleyStats.be  
By Marnix Acar

© Trainerstuff.be  
By Wouter Laroy

VIZ

(20150204) MAA ~ ASS (3 ~ 2)

Scoring Actions Analyzed: how were points made (per player)



S - Serve    B - Block    A - Attack



2014-2015

DATA

BelgiumVolleyStats.be  
By Marnix Acar

© Trainerstuff.be  
By Wouter Laroy

VIZ

(20150204) MAA ~ ASS (3 ~ 2)  
Skills in detail (per player position): Attack/Block

A - Attack	ASS	Middle Blocker	Game 1						Total	EFF
			#	+	!	-	/	=		
			12 (52%)	2 (9%)	1 (4%)	3 (13%)	1 (4%)	4 (17%)	23	30%
		Opposite	30 (53%)	3 (5%)	3 (7%)	10 (18%)	4 (7%)	7 (12%)	57	33%
		Setter			1 ( )	1 (50%)			2	0%
		Wing-Spiker	31 (48%)	2 (3%)	2 (19%)	13 (20%)	12 (19%)	4 (6%)	64	23%
		<b>Total</b>	<b>73 (50%)</b>	<b>7 (5%)</b>	<b>7 (12%)</b>	<b>27 (18%)</b>	<b>17 (12%)</b>	<b>15 (10%)</b>	<b>146</b>	<b>28%</b>
	MAA	Middle Blocker	15 (58%)	2 (8%)	1 (4%)	6 (23%)	1 (4%)	1 (4%)	26	50%
		Opposite	24 (56%)	1 (2%)	3 (5%)	12 (28%)	2 (5%)	1 (2%)	43	49%
		Setter		1 (20%)	1 ( )	1 (20%)		2 (40%)	5	-40%
		Wing-Spiker	26 (42%)	5 (8%)	6 (8%)	16 (26%)	5 (8%)	4 (6%)	62	27%
		<b>Total</b>	<b>65 (48%)</b>	<b>9 (7%)</b>	<b>11 (6%)</b>	<b>35 (26%)</b>	<b>8 (6%)</b>	<b>8 (6%)</b>	<b>136</b>	<b>36%</b>
B - Block	ASS	Middle Blocker	4 (15%)	5 (19%)	5 (30%)	3 (11%)	8 (30%)	2 (7%)	27	-22%
		Opposite	2 (33%)	1 (17%)	1 (33%)		2 (33%)		6	0%
		Setter	2 (20%)	2 (20%)	1 (40%)	1 (10%)	4 (40%)		10	-20%
		Wing-Spiker		1 (11%)	4 (33%)	1 (11%)	3 (33%)		9	-33%
		<b>Total</b>	<b>8 (15%)</b>	<b>9 (17%)</b>	<b>11 (33%)</b>	<b>5 (10%)</b>	<b>17 (33%)</b>	<b>2 (4%)</b>	<b>52</b>	<b>-21%</b>
	MAA	Middle Blocker	9 (43%)	1 (5%)	4 (29%)	1 (5%)	6 (29%)		21	14%
		Opposite	2 (18%)	1 (9%)	1 (55%)		6 (55%)	1 (9%)	11	-45%
		Setter	3 (23%)	4 (31%)	1 (23%)	1 (8%)	3 (23%)	1 (8%)	13	-8%
		Wing-Spiker	3 (15%)	3 (15%)	1 (55%)	2 (10%)	11 (55%)		20	-40%
		<b>Total</b>	<b>17 (26%)</b>	<b>9 (14%)</b>	<b>7 (40%)</b>	<b>4 (6%)</b>	<b>26 (40%)</b>	<b>2 (3%)</b>	<b>65</b>	<b>-17%</b>
			0 50 100	0 5 10 15	0 5 10 15 20	0 20 40 60	0 20 40	0 10 20	0 50 100 150	-50% 0% 50%
			#	+	!	-	/	=	Count of SKILL	EFF



2014-2015

DATA

BelgiumVolleyStats.be  
By Marnix Acar

© Trainerstuff.be  
By Wouter Laroy

VIZ

(20150204) MAA ~ ASS (3 ~ 2)  
Skills in detail (per player position): Serve/Reception

Skill	Team	Position	Game 1 (20150204)						Total	Eff	
			#	+	!	-	/	=			
S - Serve	ASS	Middle Blocker	5 (12%)	13 (30%)		19 (44%)	2 (5%)	4 (9%)	43	2%	
		Opposite	1 (7%)	6 (40%)		6 (40%)	2 (13%)	15	-7%		
		Setter		5 (23%)		14 (64%)	1 (5%)	22	-9%		
		Wing-Spiker	2 (6%)	12 (33%)		15 (42%)	7 (19%)	36	-14%		
		<b>Total</b>	<b>8 (7%)</b>	<b>36 (31%)</b>		<b>54 (47%)</b>	<b>3 (3%)</b>	<b>15 (13%)</b>	<b>116</b>	<b>-6%</b>	
	MAA	Middle Blocker	1 (3%)	12 (34%)		16 (46%)	1 (3%)	5 (14%)	35	-11%	
		Opposite		3 (19%)		4 (25%)	1 (6%)	8 (50%)	16	-50%	
		Setter		9 (33%)		15 (56%)	2 (7%)	1 (4%)	27	-4%	
		Wing-Spiker	1 (3%)	13 (33%)		20 (51%)	1 (3%)	4 (10%)	39	-8%	
		<b>Total</b>	<b>2 (2%)</b>	<b>37 (32%)</b>		<b>55 (47%)</b>	<b>5 (4%)</b>	<b>18 (15%)</b>	<b>117</b>	<b>-14%</b>	
R - Reception	ASS	Libero	6 (38%)	2 (13%)	4 ( )	4 (25%)		16	0%		
		Setter		1 (100%)				1	0%		
		Wing-Spiker	25 (30%)	21 (26%)	18 (6%)	11 (13%)	5 (6%)	2 (2%)	82	-2%	
		<b>Total</b>	<b>31 (31%)</b>	<b>24 (24%)</b>	<b>22 (5%)</b>	<b>15 (15%)</b>	<b>5 (5%)</b>	<b>2 (2%)</b>	<b>99</b>	<b>-2%</b>	
		MAA	Libero	10 (40%)	7 (28%)	4 ( )	2 (8%)		2 (8%)	25	-8%
	Wing-Spiker		26 (34%)	11 (14%)	13 (4%)	17 (22%)	3 (4%)	6 (8%)	76	-8%	
	<b>Total</b>		<b>36 (36%)</b>	<b>18 (18%)</b>	<b>17 (3%)</b>	<b>19 (19%)</b>	<b>3 (3%)</b>	<b>8 (8%)</b>	<b>101</b>	<b>-8%</b>	
			0 20 40 60	0 20 40 60	0 10 20 30	0 50	0 2 4 6 8	0 10 20 30	0 50 100 150	-50% 0%	
			#	+	!	-	/	=	Count of SKILL	EFF	



2014-2015

DATA

BelgiumVolleyStats.be  
By Marnix Acar

© Trainerstuff.be  
By Wouter Laroy

VIZ

(20150204) MAA ~ ASS (3 ~ 2)  
Skills in detail (per player): Attack

A - Attack		ASS	8 BAETENS	10 Diefenbach	11 Overbeeke	13 VERSCHUEREN	14 Sugrañes Martinez	17 Orczyk	Total	MAA	3 Broshog	8 RAYMAEKERS	9 Lecat	10 Höhne	14 Padar	15 Finoli	16 Grozdanov	17 Gotch	Total	#	+	!	-	/	=	Count of SKILL	EFF
			16 (46%)	7 (78%)	30 (53%)		5 (36%)	15 (52%)	73 (50%)		11 (79%)	4 (33%)	10 (36%)	8 (47%)	24 (56%)		2 (33%)	6 (55%)	65 (48%)							35	17%
					3 (5%)		2 (14%)	2 (7%)	7 (5%)		2 (17%)	2 (17%)	2 (7%)	1 (6%)	1 (2%)		1 (17%)	1 (9%)	9 (7%)							9	56%
					3 (7%)		1 (7%)		7 (12%)		3 (11%)	3 (11%)	3 (11%)	3 (11%)	3 (5%)		2 (17%)	1 (9%)	11 (6%)							57	33%
							1 (7%)				1 (7%)	4 (33%)	9 (32%)	5 (29%)	12 (28%)		2 (17%)	1 (9%)	35 (26%)							2	0%
							1 (7%)				4 (33%)	9 (32%)	5 (29%)	5 (29%)	12 (28%)		2 (17%)	2 (18%)	27 (18%)							14	14%
							1 (7%)				1 (7%)	4 (33%)	9 (32%)	5 (29%)	12 (28%)		2 (17%)	2 (18%)	17 (12%)							14	31%
							1 (7%)				1 (7%)	4 (33%)	9 (32%)	5 (29%)	12 (28%)		2 (17%)	2 (18%)	17 (12%)							29	31%
							1 (7%)				1 (7%)	4 (33%)	9 (32%)	5 (29%)	12 (28%)		2 (17%)	2 (18%)	17 (12%)							146	28%
							1 (7%)				1 (7%)	4 (33%)	9 (32%)	5 (29%)	12 (28%)		2 (17%)	2 (18%)	17 (12%)							14	71%
							1 (7%)				1 (7%)	4 (33%)	9 (32%)	5 (29%)	12 (28%)		2 (17%)	2 (18%)	17 (12%)							12	25%
							1 (7%)				1 (7%)	4 (33%)	9 (32%)	5 (29%)	12 (28%)		2 (17%)	2 (18%)	17 (12%)							28	21%
							1 (7%)				1 (7%)	4 (33%)	9 (32%)	5 (29%)	12 (28%)		2 (17%)	2 (18%)	17 (12%)							17	29%
							1 (7%)				1 (7%)	4 (33%)	9 (32%)	5 (29%)	12 (28%)		2 (17%)	2 (18%)	17 (12%)							43	49%
							1 (7%)				1 (7%)	4 (33%)	9 (32%)	5 (29%)	12 (28%)		2 (17%)	2 (18%)	17 (12%)							5	-40%
							1 (7%)				1 (7%)	4 (33%)	9 (32%)	5 (29%)	12 (28%)		2 (17%)	2 (18%)	17 (12%)							6	17%
							1 (7%)				1 (7%)	4 (33%)	9 (32%)	5 (29%)	12 (28%)		2 (17%)	2 (18%)	17 (12%)							11	45%
							1 (7%)				1 (7%)	4 (33%)	9 (32%)	5 (29%)	12 (28%)		2 (17%)	2 (18%)	17 (12%)							136	36%



2014-2015

DATA

BelgiumVolleyStats.be  
By Marnix Acar

© Trainerstuff.be  
By Wouter Laroy

VIZ

(20150204) MAA ~ ASS (3 ~ 2)

Skills in detail (per player): Block

B - Block	Team	Player	Skill						Count of SKILL	EFF		
			#	+	!	-	/	=				
ASS	8 BAETENS	10 Diefenbach	4 (27%)	1 (7%)	3 (20%)	2 (13%)	3 (20%)	2 (13%)	6	-33%		
		11 Overbeeke	2 (33%)	1 (17%)	1 (33%)		2 (33%)		6	0%		
		13 VERSCHUEREN	2 (20%)	2 (20%)	1 (40%)	1 (10%)	4 (40%)		10	-20%		
		14 Sugrañes Martinez		4 (33%)	2 (42%)	1 (8%)	5 (42%)		12	-42%		
		17 Orczyk		1 (33%)		1 (33%)		1 (33%)	3	-33%		
		<b>Total</b>	<b>8 (15%)</b>	<b>9 (17%)</b>	<b>11 (33%)</b>	<b>5 (10%)</b>	<b>17 (33%)</b>	<b>2 (4%)</b>	<b>52</b>	<b>-21%</b>		
		MAA	3 Broshog	8 RAYMAEKERS	1 (14%)	1 (14%)		1 (14%)	4 (57%)		7	-43%
				9 Lecat	1 (8%)	3 (23%)	1 (62%)		8 (62%)		13	-54%
				10 Höhne	1 (50%)				1 (50%)		2	0%
				14 Padar	2 (18%)	1 (9%)	1 (55%)		6 (55%)	1 (9%)	11	-45%
15 Finoli	3 (23%)			4 (31%)	1 (23%)	1 (8%)	3 (23%)	1 (8%)	13	-8%		
16 Grozdanov	1 (33%)					1 (33%)	1 (33%)		3	0%		
17 Gotch						1 (50%)	1 (50%)		2	-50%		
<b>Total</b>	<b>17 (26%)</b>			<b>9 (14%)</b>	<b>7 (40%)</b>	<b>4 (6%)</b>	<b>26 (40%)</b>	<b>2 (3%)</b>	<b>65</b>	<b>-17%</b>		
		#	+	!	-	/	=	Count of SKILL	EFF			



2014-2015

DATA

BelgiumVolleyStats.be  
By Marnix Acar

© Trainerstuff.be  
By Wouter Laroy

VIZ

(20150204) MAA ~ ASS (3 ~ 2)

Skills in detail (per player): Serve

S - Serve	Team	Player	Game 1					Game 2					Count of SKILL	EFF
			#	+	!	-	/	#	+	!	-	/		
S - Serve	ASS	8 BAETENS	2 (12%)	6 (35%)			6 (35%)			3 (18%)	17	-6%		
		9 Möller					1 (100%)				1	0%		
		10 Diefenbach	3 (14%)	6 (27%)			9 (41%)	1 (5%)		3 (14%)	22	0%		
		11 Overbeeke	1 (7%)	6 (40%)			6 (40%)			2 (13%)	15	-7%		
		13 VERSCHUEREN		5 (24%)			13 (62%)	1 (5%)		2 (10%)	21	-10%		
		14 Sugrañes Martinez	2 (10%)	7 (33%)			10 (48%)	1 (5%)		1 (5%)	21	5%		
		17 Orczyk		6 (32%)			9 (47%)			4 (21%)	19	-21%		
	<b>Total</b>	<b>8 (7%)</b>	<b>36 (31%)</b>			<b>54 (47%)</b>	<b>3 (3%)</b>		<b>15 (13%)</b>	<b>116</b>	<b>-6%</b>			
	MAA	3 Broshog		6 (40%)			8 (53%)			1 (7%)	15	-7%		
		8 RAYMAEKERS	1 (6%)	5 (28%)			7 (39%)	1 (6%)		4 (22%)	18	-17%		
9 Lecat			4 (24%)			12 (71%)	1 (6%)			17	0%			
10 Höhne		1 (8%)	4 (31%)			7 (54%)			1 (8%)	13	0%			
12 Parkinson			1 (50%)			1 (50%)				2	0%			
14 Padar			3 (19%)			4 (25%)	1 (6%)		8 (50%)	16	-50%			
15 Finoli			8 (33%)			14 (58%)	2 (8%)			24	0%			
17 Gotch			5 (56%)			1 (11%)			3 (33%)	9	-33%			
18 Lushtaku			1 (33%)			1 (33%)			1 (33%)	3	-33%			
<b>Total</b>	<b>2 (2%)</b>	<b>37 (32%)</b>			<b>55 (47%)</b>	<b>5 (4%)</b>		<b>18 (15%)</b>	<b>117</b>	<b>-14%</b>				
		#	+	!	-	/	=		Count of SKILL		EFF			



2014-2015

DATA

BelgiumVolleyStats.be  
By Marnix Acar

© Trainerstuff.be  
By Wouter Laroy

VIZ

(20150204) MAA ~ ASS (3 ~ 2)  
Skills in detail (per player): Reception

R - Reception	Team	Player	#	+	!	-	/	=	Count of SKILL	EFF
R - Reception	ASS	7 Sparidans	6 (38%)	2 (13%)	4 ()	4 (25%)			16	0%
		8 BAETENS	19 (34%)	13 (23%)	13 (5%)	6 (11%)	3 (5%)	2 (4%)	56	-4%
		13 VERSCHUEREN		1 (100%)					1	0%
		17 Orczyk	6 (23%)	8 (31%)	5 (8%)	5 (19%)	2 (8%)		26	0%
		<b>Total</b>	<b>31 (31%)</b>	<b>24 (24%)</b>	<b>22 (5%)</b>	<b>15 (15%)</b>	<b>5 (5%)</b>	<b>2 (2%)</b>	<b>99</b>	<b>-2%</b>
	MAA	7 DERKONINGEN	10 (40%)	7 (28%)	4 ()	2 (8%)		2 (8%)	25	-8%
		9 Lecat	11 (25%)	8 (18%)	8 (7%)	11 (25%)	3 (7%)	3 (7%)	44	-7%
		10 Höhne	13 (52%)	3 (12%)	2 ()	5 (20%)		2 (8%)	25	-8%
		17 Gotch	2 (29%)		3 ()	1 (14%)		1 (14%)	7	-14%
		<b>Total</b>	<b>36 (36%)</b>	<b>18 (18%)</b>	<b>17 (3%)</b>	<b>19 (19%)</b>	<b>3 (3%)</b>	<b>8 (8%)</b>	<b>101</b>	<b>-8%</b>
		#	+	!	-	/	=	Count of SKILL	EFF	