



2014-2015

DATA

**BelgiumVolleyStats.be**  
By Marnix Acar

© **Trainerstuff.be**  
By Wouter Laroy

VIZ

Scouting data provided by: Marnix Acar - www.BelgiumVolleyStats.be

Data processing and vizualization: Wouter Laroy - www.trainerstuff.be

Questions/Remarks/Suggestions: info@belgiumvolleystats.be - wouterstrainerstuff@gmail.com

|     |                 | (20150201) GUI ~ WAR       |                            |                            |                            | Grand Total                |       |
|-----|-----------------|----------------------------|----------------------------|----------------------------|----------------------------|----------------------------|-------|
|     |                 | 3 ~ 1                      |                            |                            |                            |                            |       |
|     |                 | Set 1                      | Set 2                      | Set 3                      | Set 4                      |                            |       |
|     |                 | 20 ~ 25                    | 25 ~ 21                    | 26 ~ 24                    | 25 ~ 21                    |                            |       |
| GUI | 1 Abreu Lopez   | Setter                     | 5                          | 10                         | 8                          | 10                         | 28 5  |
|     | 4 Verplancke    | Middle Blocker             | 7                          | 3                          | 11                         | 5                          | 19 7  |
|     | 7 VAN DE LOO    | Wing-Spiker                | 12                         | 14                         | 15                         | 15                         | 44 12 |
|     | 10 ABINET       | Opposite                   | 19                         | 16                         | 15                         | 15                         | 46 19 |
|     | 14 Van Sande    | Libero                     | 7                          | 7                          | 13                         | 15                         | 35 7  |
|     | 15 REYNDERS     | Wing-Spiker                | 2                          | 1                          | 2                          | 1                          | 4     |
|     | 17 Goverde      | Middle Blocker             | 3                          | 15                         | 7                          | 3                          | 25 3  |
|     | 18 Urnaut       | Wing-Spiker                | 32                         | 20                         | 23                         | 17                         | 60 32 |
| WAR | 1 COUCKE        | Wing-Spiker                |                            | 2                          |                            |                            | 2     |
|     | 4 DE BRABANDERE | Wing-Spiker                | 14                         | 19                         | 13                         | 14                         | 14 46 |
|     | 6 Piovarci      | Wing-Spiker                | 7                          | 4                          | 17                         | 11                         | 7 32  |
|     | 8 BACKAERT      | Middle Blocker             | 14                         | 10                         | 10                         | 10                         | 14 30 |
|     | 9 De Schrijver  | Wing-Spiker                | 21                         | 26                         | 11                         | 12                         | 21 49 |
|     | 10 VERBOOMEN    | Libero                     | 7                          | 9                          | 19                         | 13                         | 7 41  |
|     | 14 WAGENER      | Setter                     | 5                          | 7                          | 6                          | 7                          | 5 20  |
|     | 18 Bacci Ramos  | Opposite                   | 12                         | 10                         | 14                         | 12                         | 12 36 |
|     |                 | 0 50                       | 0 50                       | 0 50                       | 0 50                       | 0 50                       |       |
|     |                 | Number of recorded actions | Number of recorded actions | Number of recorded actions | Number of recorded actions | Number of recorded actions |       |

■ SET WON ■ SET LOST



2014-2015

DATA

BelgiumVolleyStats.be  
By Marnix Acar

© Trainerstuff.be  
By Wouter Laroy

VIZ

(20150201) GUI - WAR (3 - 1)  
Game analysis

| TOI          | ScoringActi.. | TOIServe |     |       |          |     |       | OPPServe |          |     |       |          |     |       |       |
|--------------|---------------|----------|-----|-------|----------|-----|-------|----------|----------|-----|-------|----------|-----|-------|-------|
|              |               | TOISCORE |     |       | OPPSCORE |     |       | Total    | TOISCORE |     |       | OPPSCORE |     |       | Total |
|              |               | TOI      | OPP | Total | TOI      | OPP | Total |          | TOI      | OPP | Total | TOI      | OPP | Total |       |
| GUI          | A#            | 16       |     | 16    | 1        | 35  | 36    | 52       | 39       | 1   | 40    | 1        | 10  | 11    | 51    |
|              | S#            |          |     |       |          |     |       |          |          |     |       | 1        |     | 1     | 1     |
|              | A=            | 1        | 9   | 10    | 2        |     | 2     | 12       |          | 2   | 2     | 10       |     | 10    | 12    |
|              | A\            |          | 7   | 7     | 3        |     | 3     | 10       | 1        |     | 1     | 8        |     | 8     | 9     |
|              | S=            |          |     |       | 14       |     | 14    | 14       |          | 11  | 11    |          |     |       | 11    |
|              | E=            | 1        | 2   | 3     |          |     |       | 3        |          |     |       | 2        |     | 2     | 2     |
|              | B=            |          | 1   | 1     |          |     |       | 1        |          | 1   | 1     |          |     | 2     | 1     |
| <b>Total</b> |               | 18       | 19  | 37    | 20       | 35  | 55    | 92       | 40       | 15  | 55    | 21       | 11  | 32    | 87    |
| WAR          | A#            | 10       | 1   | 11    | 1        | 39  | 40    | 51       | 35       | 1   | 36    |          | 16  | 16    | 52    |
|              | S#            | 1        |     | 1     |          |     | 1     |          |          |     |       |          |     |       |       |
|              | A=            |          | 10  | 10    | 2        |     | 2     | 12       |          | 2   | 2     | 9        | 1   | 10    | 12    |
|              | A\            |          | 8   | 8     |          | 1   | 1     | 9        |          | 3   | 3     | 7        |     | 7     | 10    |
|              | S=            |          |     |       | 11       |     | 11    | 11       |          | 14  | 14    |          |     |       | 14    |
|              | E=            |          | 2   | 2     |          |     |       | 2        |          |     |       | 2        | 1   | 3     | 3     |
|              | B=            |          |     |       | 1        |     | 1     | 1        |          |     |       | 1        |     | 1     | 1     |
| <b>Total</b> |               | 11       | 21  | 32    | 15       | 40  | 55    | 87       | 35       | 20  | 55    | 19       | 18  | 37    | 92    |

Attack

|                 |     | Count of SKILL | #SCORE% | =SCORE% | EFF  |
|-----------------|-----|----------------|---------|---------|------|
| 14 WAGENER      | WAR | 2              | 100%    | 0%      | 100% |
| 8 BACKAERT      | WAR | 12             | 67%     | 0%      | 67%  |
| 7 VAN DE LOO    | GUI | 22             | 64%     | 0%      | 64%  |
| 4 Verplancke    | GUI | 7              | 57%     | 0%      | 57%  |
| 1 Abreu Lopez   | GUI | 2              | 50%     | 50%     | 0%   |
| 4 DE BRABANDERE | WAR | 18             | 50%     | 11%     | 39%  |
| 17 Goverde      | GUI | 8              | 50%     | 25%     | 25%  |
| 18 Urnaut       | GUI | 32             | 47%     | 34%     | 13%  |
| 10 ABINET       | GUI | 43             | 47%     | 26%     | 21%  |
| 9 De Schrijver  | WAR | 29             | 45%     | 17%     | 28%  |
| 6 Piovarci      | WAR | 10             | 40%     | 30%     | 10%  |
| 18 Bacci Ramos  | WAR | 27             | 37%     | 30%     | 7%   |

Block

|                 |     | Count of SKILL | # |
|-----------------|-----|----------------|---|
| 4 DE BRABANDERE | WAR | 5              | 4 |
| 8 BACKAERT      | WAR | 18             | 3 |
| 18 Bacci Ramos  | WAR | 6              | 3 |
| 17 Goverde      | GUI | 5              | 2 |
| 18 Urnaut       | GUI | 6              | 2 |
| 1 Abreu Lopez   | GUI | 5              | 1 |
| 4 Verplancke    | GUI | 7              | 1 |
| 7 VAN DE LOO    | GUI | 1              | 1 |
| 9 De Schrijver  | WAR | 5              | 1 |
| 14 WAGENER      | WAR | 4              | 1 |
| 6 Piovarci      | WAR | 10             |   |
| 10 ABINET       | GUI | 3              |   |

Serve

|                 |     | Count of SKILL | #% | =%  |
|-----------------|-----|----------------|----|-----|
| 9 De Schrijver  | WAR | 22             | 5% | 9%  |
| 1 Abreu Lopez   | GUI | 19             |    | 5%  |
| 4 DE BRABANDERE | WAR | 13             |    |     |
| 4 Verplancke    | GUI | 10             |    | 10% |
| 6 Piovarci      | WAR | 18             |    | 22% |
| 7 VAN DE LOO    | GUI | 19             |    | 21% |
| 8 BACKAERT      | WAR | 13             |    | 8%  |
| 10 ABINET       | GUI | 12             |    |     |
| 14 WAGENER      | WAR | 13             |    | 15% |
| 15 REYNDERS     | GUI | 6              |    | 33% |
| 17 Goverde      | GUI | 13             |    | 15% |
| 18 Bacci Ramos  | WAR | 12             |    | 17% |
| 18 Urnaut       | GUI | 15             |    | 27% |

Reception

|                 |     | Count of SKILL | #%   | +%  | =% |
|-----------------|-----|----------------|------|-----|----|
| 10 ABINET       | GUI | 1              | 100% |     |    |
| 4 DE BRABANDERE | WAR | 20             | 60%  | 20% |    |
| 7 VAN DE LOO    | GUI | 7              | 57%  | 14% |    |
| 14 Van Sande    | GUI | 36             | 53%  | 19% | 3% |
| 1 COUCKE        | WAR | 2              | 50%  |     |    |
| 9 De Schrijver  | WAR | 13             | 46%  | 31% |    |
| 10 VERBOOMEN    | WAR | 44             | 43%  | 39% |    |
| 18 Urnaut       | GUI | 36             | 42%  | 25% |    |

UPPER:  
TOI = Team of Interest = Team analyzed    OPP = Opponent  
XXXServe = who served    XXXSCORE = who got the point



2014-2015

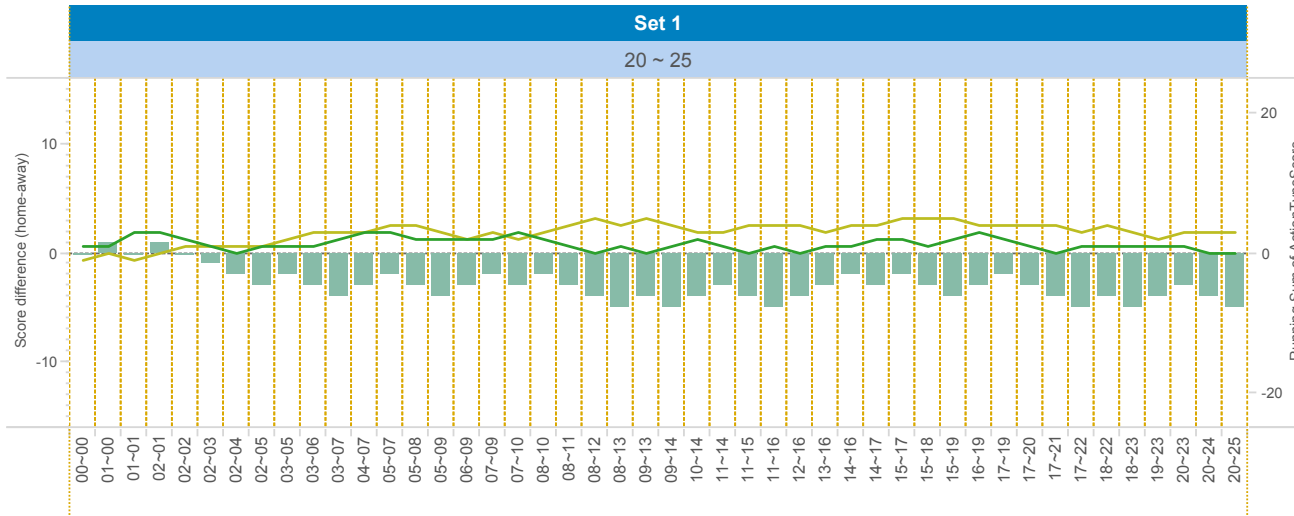
DATA

BelgiumVolleyStats.be  
By Marnix Acar

© Trainerstuff.be  
By Wouter Iaroy

VIZ

(20150201) GUI ~ WAR (3 ~ 1)  
Set analysis - Set 1



TEAM\_NAME

- GUI
- WAR

UPPER LEFT:

+1: A# - B# - S#    -1: A=, A/, B=, B/, S=, R=, D=, F=, S=

LOWER LEFT:

TOI = Team of Interest = Team analyzed    OPP = Opponent  
XXXServe = who served    XXXSCORE = who got the point

LOWER RIGHT:

Attack sorted on #SCORE

|     |              | Set 1    |     |       |          |     |       |          |          |     |       |          |     |       |       |
|-----|--------------|----------|-----|-------|----------|-----|-------|----------|----------|-----|-------|----------|-----|-------|-------|
|     |              | TOIServe |     |       |          |     |       | OPPServe |          |     |       |          |     |       |       |
|     |              | TOIScore |     |       | OPPScore |     |       | Total    | TOIScore |     |       | OPPScore |     |       | Total |
| TOI | Scorin..     | TOI      | OPP | Total | TOI      | OPP | Total |          | TOI      | OPP | Total | TOI      | OPP | Total |       |
| GUI | A#           | 3        |     | 3     |          | 11  | 11    | 14       | 11       |     | 11    |          | 2   | 2     | 13    |
|     | S#           |          |     |       |          |     |       |          |          |     |       |          | 1   | 1     | 1     |
|     | A=           | 1        | 2   | 3     | 1        |     | 1     | 4        |          |     |       | 7        |     | 7     | 7     |
|     | A/           |          | 1   | 1     |          |     |       | 1        |          |     |       | 2        |     | 2     | 2     |
|     | S=           |          |     |       |          | 1   |       | 1        | 1        |     | 2     |          |     |       | 2     |
|     | <b>Total</b> |          | 4   | 3     | 7        | 2   | 11    | 13       | 20       | 11  | 2     | 13       | 9   | 3     | 12    |
| WAR | A#           | 2        |     | 2     |          | 11  | 11    | 13       | 11       |     | 11    |          | 3   | 3     | 14    |
|     | S#           | 1        |     | 1     |          |     |       | 1        |          |     |       |          |     |       | 1     |
|     | A=           |          | 7   | 7     |          |     |       | 7        |          | 1   | 1     | 2        | 1   | 3     | 4     |
|     | A/           |          | 2   | 2     |          |     |       | 2        |          |     |       | 1        |     | 1     | 1     |
|     | S=           |          |     |       |          | 2   |       | 2        | 2        |     | 1     |          |     |       | 1     |
|     | <b>Total</b> |          | 3   | 9     | 12       | 2   | 11    | 13       | 25       | 11  | 2     | 13       | 3   | 4     | 7     |

Attacking skills

|    |               | Count of SKILL | #SCORE | #SCORE% | NOSCORE | NOSCORE% | =SCORE | =SCORE% | EFF  |       |
|----|---------------|----------------|--------|---------|---------|----------|--------|---------|------|-------|
| 10 | ABINET        | GUI            | 13     | 5       | 38%     | 3        | 23%    | 5       | 38%  | 0%    |
| 7  | VAN DE LOO    | GUI            | 7      | 4       | 57%     | 3        | 43%    | 0       | 0%   | 57%   |
| 9  | De Schrijver  | WAR            | 5      | 4       | 80%     | 1        | 20%    | 0       | 0%   | 80%   |
| 18 | Urnaut        | GUI            | 9      | 4       | 44%     | 0        | 0%     | 5       | 56%  | -11%  |
| 8  | BACKAERT      | WAR            | 5      | 3       | 60%     | 2        | 40%    | 0       | 0%   | 60%   |
| 18 | Bacci Ramos   | WAR            | 6      | 3       | 50%     | 1        | 17%    | 2       | 33%  | 17%   |
| 4  | Verplancke    | GUI            | 2      | 2       | 100%    | 0        | 0%     | 0       | 0%   | 100%  |
| 6  | Piovarci      | WAR            | 2      | 2       | 100%    | 0        | 0%     | 0       | 0%   | 100%  |
| 14 | WAGENER       | WAR            | 1      | 1       | 100%    | 0        | 0%     | 0       | 0%   | 100%  |
| 4  | DE BRABANDERE | WAR            | 2      | 0       | 0%      | 1        | 50%    | 1       | 50%  | -50%  |
| 17 | Goverde       | GUI            | 1      | 0       | 0%      | 0        | 0%     | 1       | 100% | -100% |



2014-2015

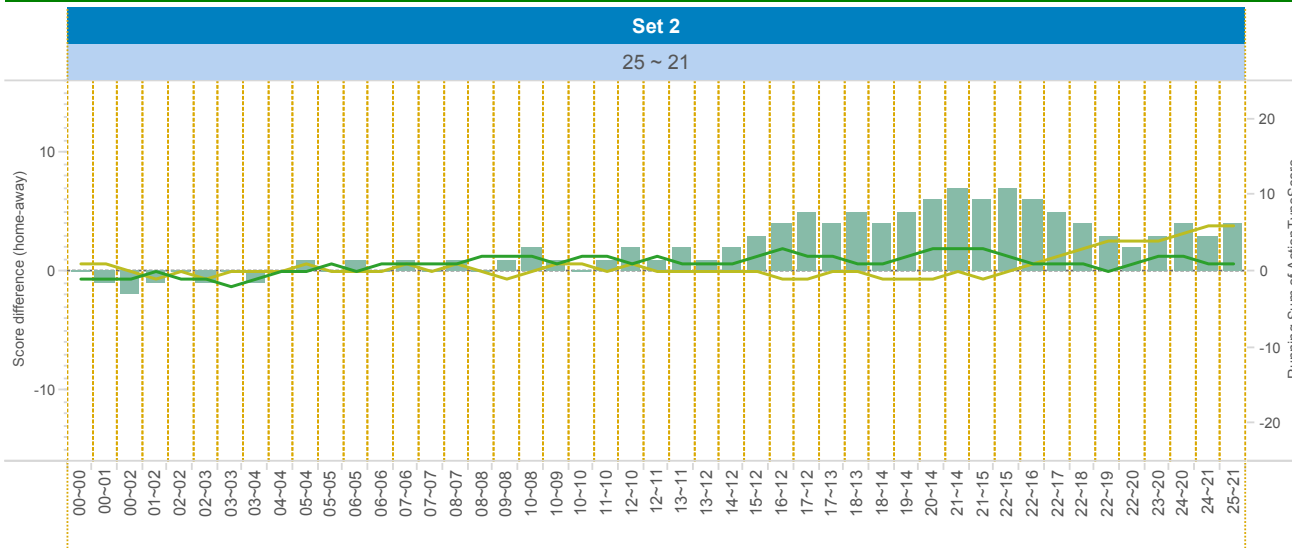
DATA

BelgiumVolleyStats.be  
By Marnix Acar

© Trainerstuff.be  
By Wouter Laroy

VIZ

(20150201) GUI ~ WAR (3 ~ 1)  
Set analysis - Set 2



TEAM\_NAME

- GUI
- WAR

UPPER LEFT:

+1: A# - B# - S#    -1: A=, A/, B=, B/, S=, R=, D=, F=, S=

LOWER LEFT:

TOI = Team of Interest = Team analyzed    OPP = Opponent  
XXXServe = who served    XXXSCORE = who got the point

LOWER RIGHT:

Attack sorted on #SCORE

Attacking skills

|     |              | Set 2    |     |       |          |     |       |          |          |       |     |          |       |       |       |
|-----|--------------|----------|-----|-------|----------|-----|-------|----------|----------|-------|-----|----------|-------|-------|-------|
|     |              | TOIServe |     |       |          |     |       | OPPServe |          |       |     |          |       |       |       |
|     |              | TOIScore |     |       | OPPScore |     |       | Total    | TOIScore |       |     | OPPScore |       |       | Total |
| TOI | Scorin..     | TOI      | OPP | Total | TOI      | OPP | Total | TOI      | OPP      | Total | TOI | OPP      | Total | Total |       |
| GUI | A#           | 6        |     | 6     |          | 10  | 10    | 16       | 7        | 1     | 8   |          | 3     | 3     | 11    |
|     | A=           |          | 2   | 2     |          |     |       | 2        |          |       |     |          |       |       |       |
|     | A/           |          | 1   | 1     | 1        |     | 1     | 2        | 1        |       | 1   | 2        |       | 2     | 3     |
|     | S=           |          |     |       | 4        |     | 4     | 4        |          | 5     | 5   |          |       |       | 5     |
|     | E=           |          | 1   | 1     |          |     | 1     | 1        |          |       | 1   |          |       | 1     | 1     |
|     | <b>Total</b> |          | 6   | 4     | 10       | 5   | 10    | 15       | 25       | 8     | 6   | 14       | 3     | 3     | 6     |
| WAR | A#           | 3        |     | 3     | 1        | 7   | 8     | 11       | 10       |       | 10  |          | 6     | 6     | 16    |
|     | A=           |          |     |       |          |     |       |          |          |       | 2   |          | 2     | 2     |       |
|     | A/           |          | 2   | 2     |          | 1   | 1     | 3        |          | 1     | 1   | 1        |       | 1     | 2     |
|     | S=           |          |     |       | 5        |     | 5     | 5        |          | 4     | 4   |          |       |       | 4     |
|     | E=           |          | 1   | 1     |          |     | 1     | 1        |          |       | 1   |          |       | 1     | 1     |
|     | <b>Total</b> |          | 3   | 3     | 6        | 6   | 8     | 14       | 20       | 10    | 5   | 15       | 4     | 6     | 10    |

|                 |     | Count of SKILL | #SCORE | #SCORE% | NOSCORE | NOSCORE% | =SCORE | =SCORE% | EFF  |
|-----------------|-----|----------------|--------|---------|---------|----------|--------|---------|------|
| 4 DE BRABANDERE | WAR | 8              | 5      | 63%     | 3       | 38%      | 0      | 0%      | 63%  |
| 10 ABINET       | GUI | 10             | 5      | 50%     | 4       | 40%      | 1      | 10%     | 40%  |
| 9 De Schrijver  | WAR | 12             | 4      | 33%     | 7       | 58%      | 1      | 8%      | 25%  |
| 18 Urnaut       | GUI | 8              | 4      | 50%     | 2       | 25%      | 2      | 25%     | 25%  |
| 7 VAN DE LOO    | GUI | 4              | 2      | 50%     | 2       | 50%      | 0      | 0%      | 50%  |
| 8 BACKAERT      | WAR | 3              | 2      | 67%     | 1       | 33%      | 0      | 0%      | 67%  |
| 17 Goverde      | GUI | 4              | 2      | 50%     | 1       | 25%      | 1      | 25%     | 25%  |
| 18 Bacci Ramos  | WAR | 7              | 2      | 29%     | 3       | 43%      | 2      | 29%     | 0%   |
| 14 WAGENER      | WAR | 1              | 1      | 100%    | 0       | 0%       | 0      | 0%      | 100% |
| 4 Verplancke    | GUI | 1              | 0      | 0%      | 1       | 100%     | 0      | 0%      | 0%   |



2014-2015

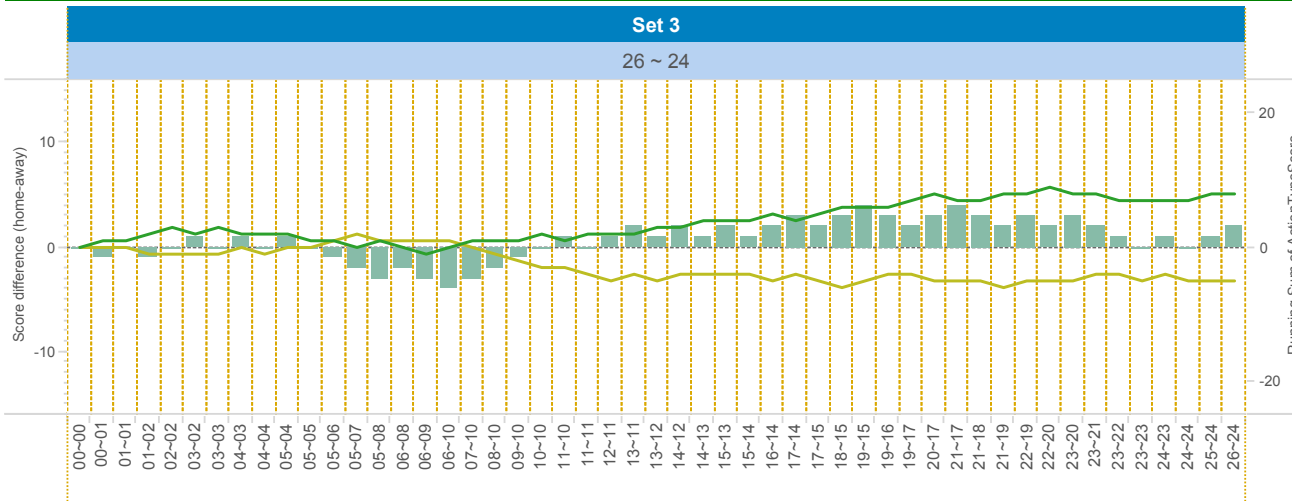
DATA

BelgiumVolleyStats.be  
By Marnix Acar

© Trainerstuff.be  
By Wouter Laroy

VIZ

(20150201) GUI ~ WAR (3 ~ 1)  
Set analysis - Set 3



TEAM\_NAME

- GUI
- WAR

UPPER LEFT:

+1: A# - B# - S#    -1: A=, A/, B=, B/, S=, R=, D=, F=, S=

LOWER LEFT:

TOI = Team of Interest = Team analyzed    OPP = Opponent  
XXXServe = who served    XXXSCORE = who got the point

LOWER RIGHT:

Attack sorted on #SCORE

|     |              | Set 3    |     |       |          |     |       |     |          |          |       |     |          |       |       |    |       |
|-----|--------------|----------|-----|-------|----------|-----|-------|-----|----------|----------|-------|-----|----------|-------|-------|----|-------|
|     |              | TOIServe |     |       |          |     |       |     | OPPServe |          |       |     |          |       |       |    |       |
|     |              | TOIScore |     |       | OPPScore |     |       |     | Total    | TOIScore |       |     | OPPScore |       |       |    | Total |
| TOI | Scorin..     | TOI      | OPP | Total | TOI      | OPP | Total | TOI |          | OPP      | Total | TOI | OPP      | Total | Total |    |       |
| GUI | A#           | 4        |     | 4     |          | 7   | 7     | 11  | 12       |          | 12    |     | 3        | 3     | 15    |    |       |
|     | A=           |          | 2   | 2     |          |     |       | 2   |          |          |       | 3   |          | 3     | 3     |    |       |
|     | A/           |          | 3   | 3     |          | 1   | 1     | 4   |          |          |       | 1   |          | 1     | 1     |    |       |
|     | S=           |          |     |       |          | 5   | 5     | 5   |          | 2        | 2     |     |          |       | 2     |    |       |
|     | B=           |          | 1   | 1     |          |     |       | 1   |          | 1        | 1     |     |          |       | 1     |    |       |
|     | <b>Total</b> |          | 4   | 6     | 10       | 6   | 7     | 13  | 23       | 12       | 3     | 15  | 4        | 3     | 7     | 22 |       |
| WAR | A#           | 3        |     | 3     |          | 12  | 12    | 15  | 7        |          | 7     |     | 4        | 4     | 11    |    |       |
|     | A=           |          | 3   | 3     |          |     |       | 3   |          |          |       | 2   |          | 2     | 2     |    |       |
|     | A/           |          | 1   | 1     |          |     |       | 1   |          | 1        |       | 3   |          | 3     | 4     |    |       |
|     | S=           |          |     |       |          | 2   | 2     | 2   |          | 5        | 5     |     |          |       | 5     |    |       |
|     | B=           |          |     |       |          | 1   | 1     | 1   |          |          |       | 1   |          | 1     | 1     |    |       |
|     | <b>Total</b> |          | 3   | 4     | 7        | 3   | 12    | 15  | 22       | 7        | 6     | 13  | 6        | 4     | 10    | 23 |       |

Attacking skills

|    |               | Count of SKILL | #SCORE | #SCORE% | NOSCORE | NOSCORE% | =SCORE | =SCORE% | EFF |      |
|----|---------------|----------------|--------|---------|---------|----------|--------|---------|-----|------|
| 7  | VAN DE LOO    | GUI            | 6      | 5       | 83%     | 1        | 17%    | 0       | 0%  | 83%  |
| 10 | ABINET        | GUI            | 9      | 4       | 44%     | 3        | 33%    | 2       | 22% | 22%  |
| 18 | Bacci Ramos   | WAR            | 6      | 4       | 67%     | 2        | 33%    | 0       | 0%  | 67%  |
| 18 | Urnaut        | GUI            | 8      | 3       | 38%     | 3        | 38%    | 2       | 25% | 13%  |
| 4  | DE BRABANDERE | WAR            | 4      | 2       | 50%     | 1        | 25%    | 1       | 25% | 25%  |
| 8  | BACKAERT      | WAR            | 2      | 2       | 100%    | 0        | 0%     | 0       | 0%  | 100% |
| 17 | Goverde       | GUI            | 3      | 2       | 67%     | 1        | 33%    | 0       | 0%  | 67%  |
| 1  | Abreu Lopez   | GUI            | 2      | 1       | 50%     | 0        | 0%     | 1       | 50% | 0%   |
| 4  | Verplancke    | GUI            | 3      | 1       | 33%     | 2        | 67%    | 0       | 0%  | 33%  |
| 6  | Piovarci      | WAR            | 6      | 1       | 17%     | 3        | 50%    | 2       | 33% | -17% |
| 9  | De Schrijver  | WAR            | 5      | 1       | 20%     | 2        | 40%    | 2       | 40% | -20% |



2014-2015

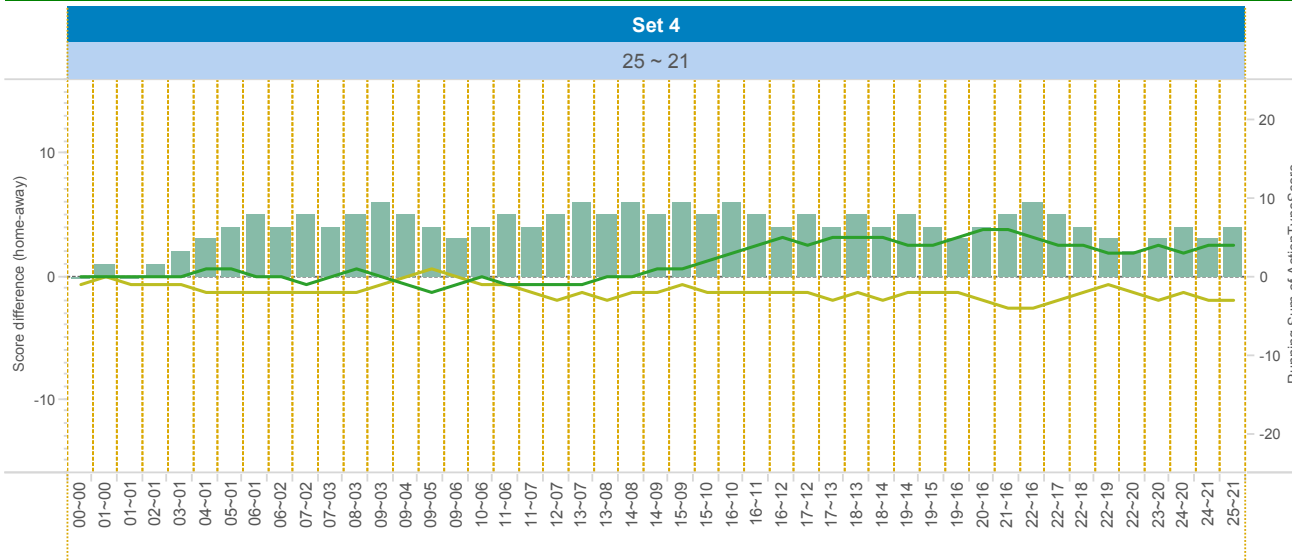
DATA

BelgiumVolleyStats.be  
By Marnix Acar

© Trainerstuff.be  
By Wouter Laroy

VIZ

(20150201) GUI ~ WAR (3 ~ 1)  
Set analysis - Set 4



TEAM\_NAME

- GUI
- WAR

UPPER LEFT:

+1: A# - B# - S#    -1: A=, A/, B=, B/, S=, R=, D=, F=, S=

LOWER LEFT:

TOI = Team of Interest = Team analyzed    OPP = Opponent  
XXXServe = who served    XXXSCORE = who got the point

LOWER RIGHT:

Attack sorted on #SCORE

Attacking skills

|     |              | Set 4    |     |          |     |       |          |          |          |     |       |       |       |   |    |
|-----|--------------|----------|-----|----------|-----|-------|----------|----------|----------|-----|-------|-------|-------|---|----|
|     |              | TOIServe |     |          |     |       |          | OPPServe |          |     |       |       |       |   |    |
|     |              | TOISCORE |     | OPPSCORE |     | Total | TOISCORE |          | OPPSCORE |     | Total | Total |       |   |    |
| TOI | Scorin..     | TOI      | OPP | TOI      | OPP | Total | TOI      | OPP      | Total    | TOI | OPP   | Total | Total |   |    |
| GUI | A#           | 3        |     | 3        | 1   | 7     | 8        | 11       | 9        |     | 9     | 1     | 2     | 3 | 12 |
|     | A=           |          | 3   | 3        | 1   |       | 1        | 4        |          | 2   | 2     |       |       | 2 | 2  |
|     | A/           |          | 2   | 2        | 1   |       | 1        | 3        |          | 3   |       | 3     |       | 3 | 3  |
|     | S=           |          |     |          | 4   |       | 4        | 4        |          | 2   | 2     |       |       | 2 | 2  |
|     | E=           | 1        | 1   | 2        |     |       |          |          |          |     |       | 1     | 1     | 1 | 1  |
|     | <b>Total</b> |          | 4   | 6        | 10  | 7     | 7        | 14       | 24       | 9   | 4     | 13    | 5     | 2 | 7  |
| WAR | A#           | 2        | 1   | 3        |     | 9     | 9        | 12       | 7        | 1   | 8     |       | 3     | 3 | 11 |
|     | A=           |          |     |          | 2   |       | 2        | 2        |          | 1   | 1     | 3     |       | 3 | 4  |
|     | A/           |          | 3   | 3        |     |       |          | 3        |          | 1   | 1     | 2     |       | 2 | 3  |
|     | S=           |          |     |          | 2   |       | 2        | 2        |          | 4   | 4     |       |       | 4 | 4  |
|     | E=           |          | 1   | 1        |     |       |          | 1        |          |     |       | 1     | 1     | 2 | 2  |
|     | <b>Total</b> |          | 2   | 5        | 7   | 4     | 9        | 13       | 20       | 7   | 7     | 14    | 6     | 4 | 10 |

|    |               | Count of SKILL | #SCORE | #SCORE% | NOSCORE | NOSCORE% | =SCORE | =SCORE% | EFF |      |
|----|---------------|----------------|--------|---------|---------|----------|--------|---------|-----|------|
| 10 | ABINET        | GUI            | 11     | 6       | 55%     | 2        | 18%    | 3       | 27% | 27%  |
| 9  | De Schrijver  | WAR            | 7      | 4       | 57%     | 1        | 14%    | 2       | 29% | 29%  |
| 18 | Urnaut        | GUI            | 7      | 4       | 57%     | 1        | 14%    | 2       | 29% | 29%  |
| 7  | VAN DE LOO    | GUI            | 5      | 3       | 60%     | 2        | 40%    | 0       | 0%  | 60%  |
| 4  | DE BRABANDERE | WAR            | 4      | 2       | 50%     | 2        | 50%    | 0       | 0%  | 50%  |
| 4  | Verplancke    | GUI            | 1      | 1       | 100%    | 0        | 0%     | 0       | 0%  | 100% |
| 6  | Piovarci      | WAR            | 2      | 1       | 50%     | 0        | 0%     | 1       | 50% | 0%   |
| 8  | BACKAERT      | WAR            | 2      | 1       | 50%     | 1        | 50%    | 0       | 0%  | 50%  |
| 18 | Bacci Ramos   | WAR            | 8      | 1       | 13%     | 3        | 38%    | 4       | 50% | -38% |



2014-2015

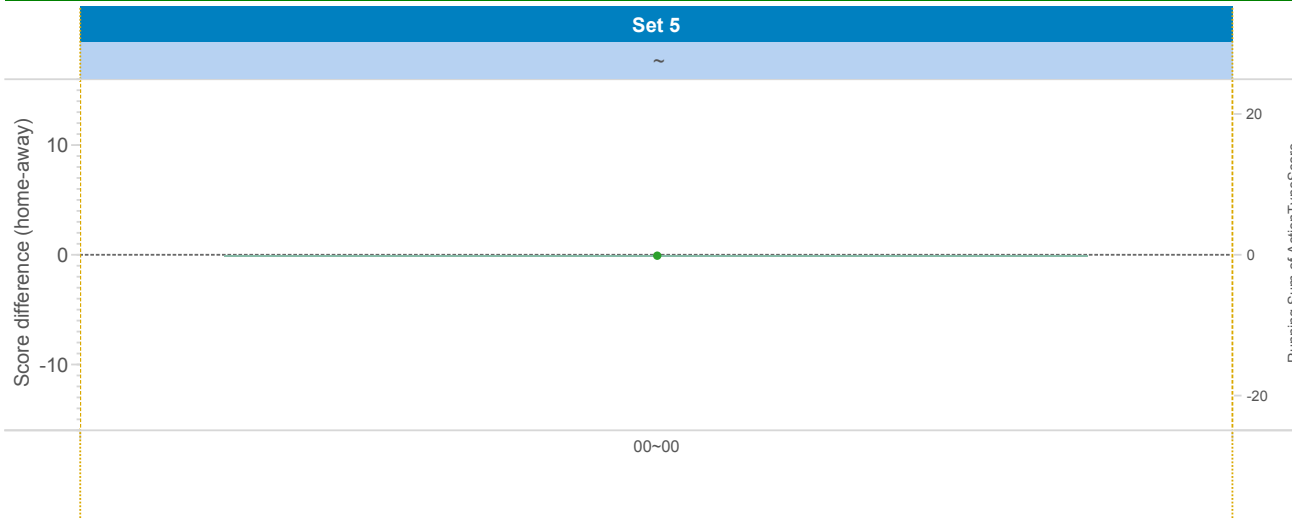
DATA

BelgiumVolleyStats.be  
By Marnix Acar

© Trainerstuff.be  
By Wouter Laroy

VIZ

(20150201) GUI ~ WAR (3 ~ 1)  
Set analysis - Set 5



TEAM\_NAME

GUI

UPPER LEFT:

+1: A# - B# - S# -1: A=, A/, B=, B/, S=, R=, D=, F=, S=

LOWER LEFT:

TOI = Team of Interest = Team analyzed OPP = Opponent  
XXXServe = who served XXXSCORE = who got the point

LOWER RIGHT:

Attack sorted on #SCORE

Attacking skills

|    |               | Count of SKILL | #SCORE | #SCORE% | NOSCORE | NOSCORE% | =SCORE | =SCORE% | EFF |      |
|----|---------------|----------------|--------|---------|---------|----------|--------|---------|-----|------|
| 10 | ABINET        | GUI            | 43     | 20      | 47%     | 12       | 28%    | 11      | 26% | 21%  |
| 18 | Urnaut        | GUI            | 32     | 15      | 47%     | 6        | 19%    | 11      | 34% | 13%  |
| 7  | VAN DE LOO    | GUI            | 22     | 14      | 64%     | 8        | 36%    | 0       | 0%  | 64%  |
| 9  | De Schrijver  | WAR            | 29     | 13      | 45%     | 11       | 38%    | 5       | 17% | 28%  |
| 18 | Bacci Ramos   | WAR            | 27     | 10      | 37%     | 9        | 33%    | 8       | 30% | 7%   |
| 4  | DE BRABANDERE | WAR            | 18     | 9       | 50%     | 7        | 39%    | 2       | 11% | 39%  |
| 8  | BACKAERT      | WAR            | 12     | 8       | 67%     | 4        | 33%    | 0       | 0%  | 67%  |
| 4  | Verplancke    | GUI            | 7      | 4       | 57%     | 3        | 43%    | 0       | 0%  | 57%  |
| 6  | Piovarci      | WAR            | 10     | 4       | 40%     | 3        | 30%    | 3       | 30% | 10%  |
| 17 | Goverde       | GUI            | 8      | 4       | 50%     | 2        | 25%    | 2       | 25% | 25%  |
| 14 | WAGENER       | WAR            | 2      | 2       | 100%    | 0        | 0%     | 0       | 0%  | 100% |
| 1  | Abreu Lopez   | GUI            | 2      | 1       | 50%     | 0        | 0%     | 1       | 50% | 0%   |



2014-2015

DATA

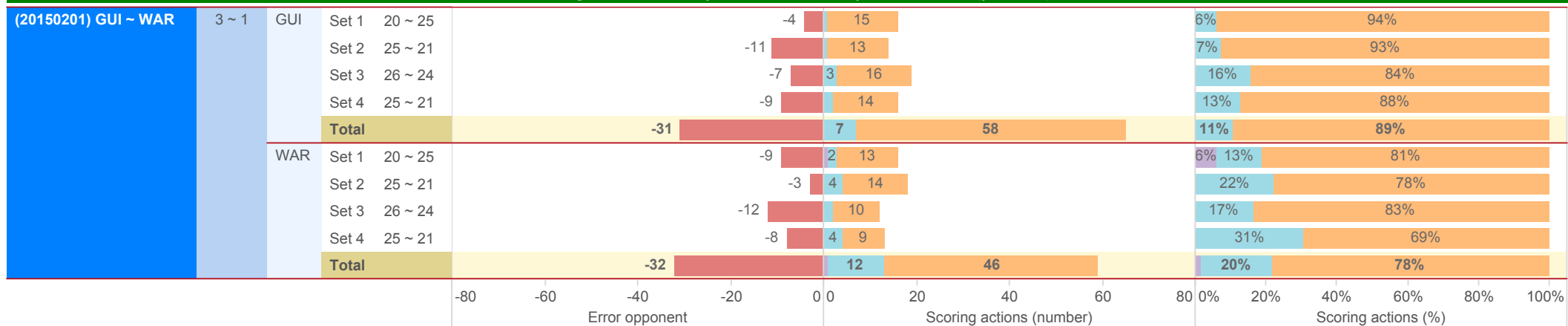
BelgiumVolleyStats.be  
By Marnix Acar

© Trainerstuff.be  
By Wouter Laroy

VIZ

(20150201) GUI ~ WAR (3 ~ 1)

Scoring Actions Analyzed: how were points made (per set)



S - Serve    B - Block    A - Attack





2014-2015

DATA

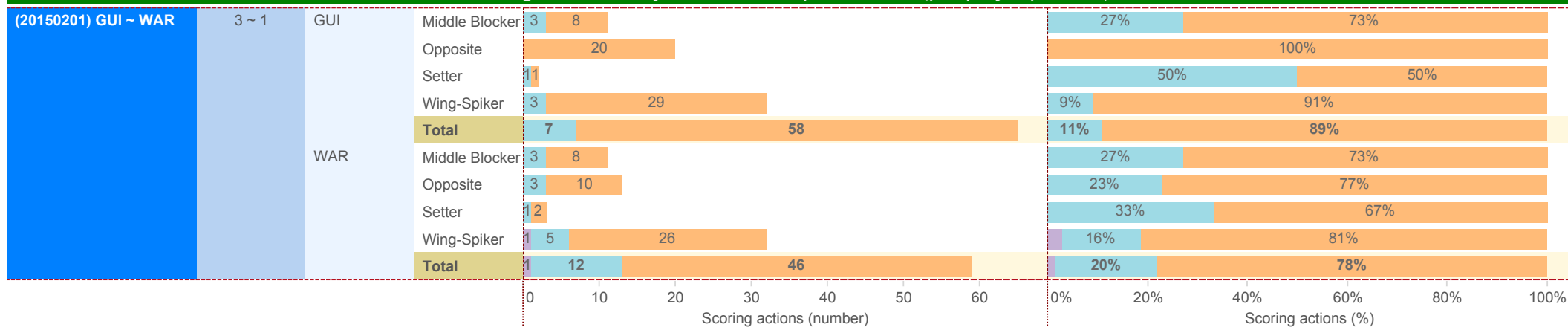
BelgiumVolleyStats.be  
By Marnix Acar

© Trainerstuff.be  
By Wouter Laroy

VIZ

(20150201) GUI ~ WAR (3 ~ 1)

Scoring Actions Analyzed: how were points made (per player position)



S - Serve    B - Block    A - Attack



2014-2015

DATA

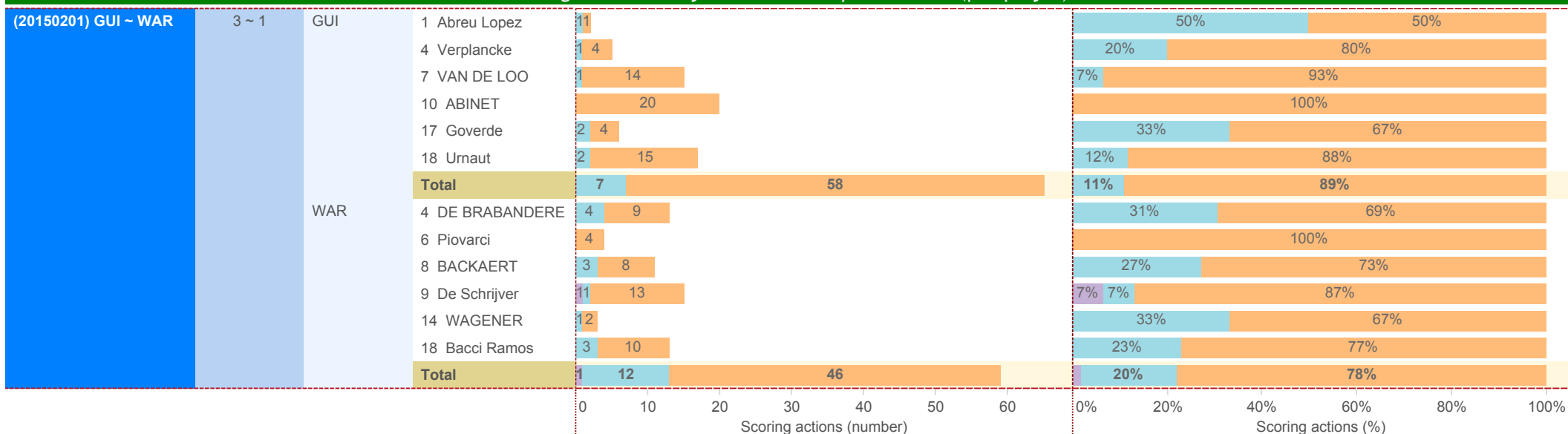
BelgiumVolleyStats.be  
By Marnix Acar

© Trainerstuff.be  
By Wouter Laroy

VIZ

(20150201) GUI ~ WAR (3 ~ 1)

Scoring Actions Analyzed: how were points made (per player)





2014-2015

DATA

BelgiumVolleyStats.be  
By Marnix Acar

© Trainerstuff.be  
By Wouter Laroy

VIZ

(20150201) GUI ~ WAR (3 ~ 1)  
Skills in detail (per player position): Attack/Block

| Category   | Position | Skill          |                 | Count          |                 | Percentage      |                 | Total Count | Efficiency  |
|------------|----------|----------------|-----------------|----------------|-----------------|-----------------|-----------------|-------------|-------------|
|            |          | Game Lost      | Game Won        | Lost           | Won             | Lost (%)        | Won (%)         |             |             |
| A - Attack | GUI      | Middle Blocker | 8 (53%)         | 1 (7%)         | 4 (27%)         | 1 (7%)          | 1 (7%)          | 15          | 40%         |
|            |          | Opposite       | 20 (47%)        | 2 (5%)         | 10 (23%)        | 4 (9%)          | 7 (16%)         | 43          | 21%         |
|            |          | Setter         | 1 (50%)         |                |                 |                 | 1 (50%)         | 2           | 0%          |
|            |          | Wing-Spiker    | 29 (54%)        | 4 (7%)         | 10 (19%)        | 7 (13%)         | 4 (7%)          | 54          | 33%         |
|            |          | <b>Total</b>   | <b>58 (51%)</b> | <b>7 (6%)</b>  | <b>24 (21%)</b> | <b>12 (11%)</b> | <b>13 (11%)</b> | <b>114</b>  | <b>29%</b>  |
|            | WAR      | Middle Blocker | 8 (67%)         |                | 4 (33%)         |                 |                 | 12          | 67%         |
|            |          | Opposite       | 10 (37%)        | 1 (4%)         | 8 (30%)         | 3 (11%)         | 5 (19%)         | 27          | 7%          |
|            |          | Setter         | 2 (100%)        |                |                 |                 |                 | 2           | 100%        |
|            |          | Wing-Spiker    | 26 (46%)        | 4 (7%)         | 17 (30%)        | 4 (7%)          | 6 (11%)         | 57          | 28%         |
|            |          | <b>Total</b>   | <b>46 (47%)</b> | <b>5 (5%)</b>  | <b>29 (30%)</b> | <b>7 (7%)</b>   | <b>11 (11%)</b> | <b>98</b>   | <b>29%</b>  |
| B - Block  | GUI      | Middle Blocker | 3 (25%)         | 6 (50%)        | 1 (8%)          | 1 (8%)          | 1 (8%)          | 12          | 8%          |
|            |          | Opposite       |                 |                | 2 (67%)         | 1 (33%)         |                 | 3           | -33%        |
|            |          | Setter         | 1 (20%)         | 2 (40%)        |                 |                 | 2 (40%)         | 5           | -20%        |
|            |          | Wing-Spiker    | 3 (43%)         | 1 (14%)        | 1 (14%)         | 1 (14%)         | 1 (14%)         | 7           | 14%         |
|            |          | <b>Total</b>   | <b>7 (26%)</b>  | <b>9 (33%)</b> | <b>4 (15%)</b>  | <b>3 (11%)</b>  | <b>4 (15%)</b>  | <b>27</b>   | <b>0%</b>   |
|            | WAR      | Middle Blocker | 3 (17%)         | 4 (22%)        | 3 (17%)         | 1 (6%)          | 7 (39%)         | 18          | -28%        |
|            |          | Opposite       | 3 (50%)         | 1 (17%)        | 1 (17%)         | 1 (17%)         |                 | 6           | 33%         |
|            |          | Setter         | 1 (25%)         | 1 (25%)        | 1 (25%)         | 1 (25%)         | 1 (25%)         | 4           | -25%        |
|            |          | Wing-Spiker    | 5 (25%)         | 2 (10%)        | 1 (5%)          | 3 (15%)         | 9 (45%)         | 20          | -35%        |
|            |          | <b>Total</b>   | <b>12 (25%)</b> | <b>8 (17%)</b> | <b>5 (10%)</b>  | <b>6 (13%)</b>  | <b>17 (35%)</b> | <b>48</b>   | <b>-23%</b> |



2014-2015

DATA

BelgiumVolleyStats.be  
By Marnix Acar

© Trainerstuff.be  
By Wouter Laroy

VIZ

(20150201) GUI ~ WAR (3 ~ 1)

Skills in detail (per player position): Serve/Reception

| Skill         | Team         | Position       | Game Won (Green) |                 |                 |                 |                 | Game Lost (Red) |                |                |     |  |
|---------------|--------------|----------------|------------------|-----------------|-----------------|-----------------|-----------------|-----------------|----------------|----------------|-----|--|
|               |              |                | #                | +               | !               | -               | /               | =               | Count of SKILL | EFF            |     |  |
| S - Serve     | GUI          | Middle Blocker | 3 (13%)          | 6 (1)           | 11 (48%)        | 3 (13%)         | 23              | -13%            |                |                |     |  |
|               |              | Opposite       | 3 (25%)          | 5 (1)           | 4 (33%)         | 12              | 0%              |                 |                |                |     |  |
|               |              | Setter         | 2 (11%)          | 5 (5%)          | 10 (53%)        | 1 (5%)          | 19              | -5%             |                |                |     |  |
|               |              | Wing-Spiker    | 6 (15%)          | 9 (5%)          | 13 (33%)        | 2 (5%)          | 10 (25%)        | 40              | -25%           |                |     |  |
|               |              | <b>Total</b>   | <b>14 (15%)</b>  | <b>25 (3%)</b>  | <b>38 (40%)</b> | <b>3 (3%)</b>   | <b>14 (15%)</b> | <b>94</b>       | <b>-15%</b>    |                |     |  |
|               | WAR          | Middle Blocker | 4 (8%)           | 7 (54%)         | 1 (8%)          | 1 (8%)          | 13              | -8%             |                |                |     |  |
|               |              | Opposite       | 2 (17%)          | 2 (17%)         | 4 (33%)         | 2 (17%)         | 2 (17%)         | 12              | -17%           |                |     |  |
|               |              | Setter         | 5 (38%)          | 2 (1)           | 4 (31%)         | 2 (15%)         | 13              | -15%            |                |                |     |  |
|               |              | Wing-Spiker    | 1 (2%)           | 12 (23%)        | 9 (2%)          | 24 (45%)        | 1 (2%)          | 6 (11%)         | 53             | -9%            |     |  |
|               |              | <b>Total</b>   | <b>1 (1%)</b>    | <b>19 (21%)</b> | <b>17 (4%)</b>  | <b>39 (43%)</b> | <b>4 (4%)</b>   | <b>11 (12%)</b> | <b>91</b>      | <b>-11%</b>    |     |  |
| R - Reception | GUI          | Libero         | 19 (53%)         | 7 (19%)         | 6 (17%)         | 3 (8%)          | 1 (3%)          | 36              | -3%            |                |     |  |
|               |              | Opposite       | 1 (100%)         |                 |                 |                 |                 | 1               | 0%             |                |     |  |
|               |              | Wing-Spiker    | 19 (44%)         | 10 (23%)        | 13 (30%)        | 1 (2%)          |                 | 43              | 0%             |                |     |  |
|               |              | <b>Total</b>   | <b>39 (49%)</b>  | <b>17 (21%)</b> | <b>19 (24%)</b> | <b>4 (5%)</b>   | <b>1 (1%)</b>   | <b>80</b>       | <b>-1%</b>     |                |     |  |
|               |              | WAR            | Libero           | 19 (43%)        | 17 (39%)        | 6 (14%)         | 2 (5%)          |                 | 44             | 0%             |     |  |
|               | Wing-Spiker  |                | 19 (54%)         | 8 (23%)         | 7 (20%)         | 1 (3%)          |                 | 35              | 0%             |                |     |  |
|               | <b>Total</b> |                | <b>38 (48%)</b>  | <b>25 (32%)</b> | <b>13 (16%)</b> | <b>3 (4%)</b>   |                 | <b>79</b>       | <b>0%</b>      |                |     |  |
|               |              |                |                  | 0 20 40 60      | 0 20 40         | 0 20 40 60      | 0 2 4 6         | 0 10 20         | 0 50 100       | -30% -20% -10% |     |  |
|               |              |                |                  | #               | +               | !               | -               | /               | =              | Count of SKILL | EFF |  |



2014-2015

DATA

BelgiumVolleyStats.be  
By Marnix Acar

© Trainerstuff.be  
By Wouter Laroy

VIZ

(20150201) GUI ~ WAR (3 ~ 1)  
Skills in detail (per player): Attack

| A - Attack |     | GUI             | WAR | #               | +             | ! | -               | /               | =               | Count of SKILL | EFF        |
|------------|-----|-----------------|-----|-----------------|---------------|---|-----------------|-----------------|-----------------|----------------|------------|
|            | GUI | 1 Abreu Lopez   |     | 1 (50%)         |               |   |                 |                 | 1 (50%)         | 2              | 0%         |
|            | GUI | 4 Verplancke    |     | 4 (57%)         | 1 (14%)       |   | 2 (29%)         |                 |                 | 7              | 57%        |
|            | GUI | 7 VAN DE LOO    |     | 14 (64%)        | 2 (9%)        |   | 6 (27%)         |                 |                 | 22             | 64%        |
|            | GUI | 10 ABINET       |     | 20 (47%)        | 2 (5%)        |   | 10 (23%)        | 4 (9%)          | 7 (16%)         | 43             | 21%        |
|            | GUI | 17 Goverde      |     | 4 (50%)         |               |   | 2 (25%)         | 1 (13%)         | 1 (13%)         | 8              | 25%        |
|            | GUI | 18 Urnaut       |     | 15 (47%)        | 2 (6%)        |   | 4 (13%)         | 7 (22%)         | 4 (13%)         | 32             | 13%        |
|            | GUI | <b>Total</b>    |     | <b>58 (51%)</b> | <b>7 (6%)</b> |   | <b>24 (21%)</b> | <b>12 (11%)</b> | <b>13 (11%)</b> | <b>114</b>     | <b>29%</b> |
|            | WAR | 4 DE BRABANDERE |     | 9 (50%)         | 2 (11%)       |   | 5 (28%)         | 1 (6%)          | 1 (6%)          | 18             | 39%        |
|            | WAR | 6 Piovarci      |     | 4 (40%)         |               |   | 3 (30%)         | 2 (20%)         | 1 (10%)         | 10             | 10%        |
|            | WAR | 8 BACKAERT      |     | 8 (67%)         |               |   | 4 (33%)         |                 |                 | 12             | 67%        |
|            | WAR | 9 De Schrijver  |     | 13 (45%)        | 2 (7%)        |   | 9 (31%)         | 1 (3%)          | 4 (14%)         | 29             | 28%        |
|            | WAR | 14 WAGENER      |     | 2 (100%)        |               |   |                 |                 |                 | 2              | 100%       |
|            | WAR | 18 Bacci Ramos  |     | 10 (37%)        | 1 (4%)        |   | 8 (30%)         | 3 (11%)         | 5 (19%)         | 27             | 7%         |
|            | WAR | <b>Total</b>    |     | <b>46 (47%)</b> | <b>5 (5%)</b> |   | <b>29 (30%)</b> | <b>7 (7%)</b>   | <b>11 (11%)</b> | <b>98</b>      | <b>29%</b> |
|            |     |                 |     | #               | +             | ! | -               | /               | =               | Count of SKILL | EFF        |



2014-2015

DATA

BelgiumVolleyStats.be  
By Marnix Acar

© Trainerstuff.be  
By Wouter Laroy

VIZ

(20150201) GUI ~ WAR (3 ~ 1)  
Skills in detail (per player): Block

| B - Block    | Skill           | #              |                | +     |     | !     |                | -              |                | /               |                | =         |     | Count of SKILL | EFF       |  |
|--------------|-----------------|----------------|----------------|-------|-----|-------|----------------|----------------|----------------|-----------------|----------------|-----------|-----|----------------|-----------|--|
|              |                 | Count          | Eff            | Count | Eff | Count | Eff            | Count          | Eff            | Count           | Eff            | Count     | Eff |                |           |  |
| GUI          | 1 Abreu Lopez   | 1 (20%)        | 2 (40%)        |       |     |       |                |                |                | 2 (40%)         | 5              |           |     | -20%           |           |  |
|              | 4 Verplancke    | 1 (14%)        | 4 (57%)        |       |     |       |                | 1 (14%)        |                | 1 (14%)         | 7              |           |     | 0%             |           |  |
|              | 7 VAN DE LOO    | 1 (100%)       |                |       |     |       |                |                |                |                 | 1              |           |     | 100%           |           |  |
|              | 10 ABINET       |                |                |       |     |       |                | 2 (67%)        |                | 1 (33%)         | 3              |           |     | -33%           |           |  |
|              | 17 Goverde      | 2 (40%)        | 2 (40%)        |       |     |       |                | 1 (20%)        |                | 1 (20%)         | 5              |           |     | 20%            |           |  |
|              | 18 Urnaut       | 2 (33%)        | 1 (17%)        |       |     |       |                | 1 (17%)        |                | 1 (17%)         | 1 (17%)        | 6         |     |                | 0%        |  |
|              | <b>Total</b>    | <b>7 (26%)</b> | <b>9 (33%)</b> |       |     |       |                | <b>4 (15%)</b> |                | <b>3 (11%)</b>  | <b>4 (15%)</b> | <b>27</b> |     |                | <b>0%</b> |  |
| WAR          | 4 DE BRABANDERE | 4 (80%)        |                |       |     |       |                | 1 (20%)        |                |                 | 5              |           |     | 80%            |           |  |
|              | 6 Piovarci      |                | 2 (20%)        |       |     |       |                | 2 (20%)        |                | 6 (60%)         | 10             |           |     | -80%           |           |  |
|              | 8 BACKAERT      | 3 (17%)        | 4 (22%)        |       |     |       |                | 3 (17%)        |                | 1 (6%)          | 7 (39%)        | 18        |     | -28%           |           |  |
|              | 9 De Schrijver  | 1 (20%)        |                |       |     |       |                |                |                | 1 (20%)         | 3 (60%)        | 5         |     | -60%           |           |  |
|              | 14 WAGENER      | 1 (25%)        | 1 (25%)        |       |     |       |                |                |                | 1 (25%)         | 1 (25%)        | 4         |     | -25%           |           |  |
|              | 18 Bacci Ramos  | 3 (50%)        | 1 (17%)        |       |     |       |                | 1 (17%)        |                | 1 (17%)         | 6              |           |     | 33%            |           |  |
| <b>Total</b> | <b>12 (25%)</b> | <b>8 (17%)</b> |                |       |     |       | <b>5 (10%)</b> |                | <b>6 (13%)</b> | <b>17 (35%)</b> | <b>48</b>      |           |     | <b>-23%</b>    |           |  |
|              |                 | #              | +              | !     | -   | /     | =              |                |                |                 | Count of SKILL |           |     | EFF            |           |  |



2014-2015

DATA

BelgiumVolleyStats.be  
By Marnix Acar

© Trainerstuff.be  
By Wouter Laroy

VIZ

(20150201) GUI ~ WAR (3 ~ 1)

Skills in detail (per player): Serve

| S - Serve      | GUI          | Player          | Skill Breakdown |                |                 |               |                 |                | Count of SKILL | EFF |
|----------------|--------------|-----------------|-----------------|----------------|-----------------|---------------|-----------------|----------------|----------------|-----|
|                |              |                 | #               | +              | !               | -             | /               | =              |                |     |
| S - Serve      | GUI          | 1 Abreu Lopez   | 2 (11%)         | 5 (5%)         | 10 (53%)        | 1 (5%)        | 1 (5%)          | 19             | -5%            |     |
|                |              | 4 Verplancke    | 2 (20%)         | 2 ()           | 5 (50%)         | 1 (10%)       | 10              | -10%           |                |     |
|                |              | 7 VAN DE LOO    | 3 (16%)         | 4 (5%)         | 7 (37%)         | 1 (5%)        | 4 (21%)         | 19             | -21%           |     |
|                |              | 10 ABINET       | 3 (25%)         | 5 ()           | 4 (33%)         |               | 12              | 0%             |                |     |
|                |              | 15 REYNDERS     |                 | 1 (17%)        | 2 (33%)         | 1 (17%)       | 2 (33%)         | 6              | -33%           |     |
|                |              | 17 Goverde      | 1 (8%)          | 4 ()           | 6 (46%)         |               | 2 (15%)         | 13             | -15%           |     |
|                |              | 18 Urnaut       | 3 (20%)         | 4 ()           | 4 (27%)         |               | 4 (27%)         | 15             | -27%           |     |
|                | <b>Total</b> |                 | <b>14 (15%)</b> | <b>25 (3%)</b> | <b>38 (40%)</b> | <b>3 (3%)</b> | <b>14 (15%)</b> | <b>94</b>      | <b>-15%</b>    |     |
|                | WAR          | 4 DE BRABANDERE | 3 (23%)         | 3 ()           | 7 (54%)         |               | 13              | 0%             |                |     |
|                |              | 6 Piovarci      | 4 (22%)         | 3 ()           | 7 (39%)         |               | 4 (22%)         | 18             | -22%           |     |
|                |              | 8 BACKAERT      |                 | 4 (8%)         | 7 (54%)         | 1 (8%)        | 1 (8%)          | 13             | -8%            |     |
|                |              | 9 De Schrijver  | 1 (5%)          | 5 (23%)        | 3 (5%)          | 10 (45%)      | 1 (5%)          | 2 (9%)         | 22             | -5% |
| 14 WAGENER     |              |                 | 5 (38%)         | 2 ()           | 4 (31%)         |               | 2 (15%)         | 13             | -15%           |     |
| 18 Bacci Ramos |              |                 | 2 (17%)         | 2 (17%)        | 4 (33%)         | 2 (17%)       | 2 (17%)         | 12             | -17%           |     |
| <b>Total</b>   |              | <b>1 (1%)</b>   | <b>19 (21%)</b> | <b>17 (4%)</b> | <b>39 (43%)</b> | <b>4 (4%)</b> | <b>11 (12%)</b> | <b>91</b>      | <b>-11%</b>    |     |
|                |              | #               | +               | !              | -               | /             | =               | Count of SKILL | EFF            |     |



2014-2015

DATA

BelgiumVolleyStats.be  
By Marnix Acar

© Trainerstuff.be  
By Wouter Laroy

VIZ

(20150201) GUI ~ WAR (3 ~ 1)  
Skills in detail (per player): Reception

| R - Reception | GUI             | #               |   | +               |   | !     |   | -               |   | /             |   | =             |           | Count of SKILL | EFF |
|---------------|-----------------|-----------------|---|-----------------|---|-------|---|-----------------|---|---------------|---|---------------|-----------|----------------|-----|
|               |                 | Count           | % | Count           | % | Count | % | Count           | % | Count         | % | Count         | %         |                |     |
|               | 7 VAN DE LOO    | 4 (57%)         |   | 1 (14%)         |   |       |   | 2 (29%)         |   |               |   | 7             |           | 0%             |     |
|               | 10 ABINET       | 1 (100%)        |   |                 |   |       |   |                 |   |               |   | 1             |           | 0%             |     |
|               | 14 Van Sande    | 19 (53%)        |   | 7 (19%)         |   |       |   | 6 (17%)         |   | 3 (8%)        |   | 1 (3%)        | 36        | -3%            |     |
|               | 18 Urnaut       | 15 (42%)        |   | 9 (25%)         |   |       |   | 11 (31%)        |   | 1 (3%)        |   |               | 36        | 0%             |     |
|               | <b>Total</b>    | <b>39 (49%)</b> |   | <b>17 (21%)</b> |   |       |   | <b>19 (24%)</b> |   | <b>4 (5%)</b> |   | <b>1 (1%)</b> | <b>80</b> | <b>-1%</b>     |     |
|               | WAR             |                 |   |                 |   |       |   |                 |   |               |   |               |           |                |     |
|               | 1 COUCKE        | 1 (50%)         |   |                 |   |       |   | 1 (50%)         |   |               |   |               | 2         | 0%             |     |
|               | 4 DE BRABANDERE | 12 (60%)        |   | 4 (20%)         |   |       |   | 3 (15%)         |   | 1 (5%)        |   |               | 20        | 0%             |     |
|               | 9 De Schrijver  | 6 (46%)         |   | 4 (31%)         |   |       |   | 3 (23%)         |   |               |   |               | 13        | 0%             |     |
|               | 10 VERBOOMEN    | 19 (43%)        |   | 17 (39%)        |   |       |   | 6 (14%)         |   | 2 (5%)        |   |               | 44        | 0%             |     |
|               | <b>Total</b>    | <b>38 (48%)</b> |   | <b>25 (32%)</b> |   |       |   | <b>13 (16%)</b> |   | <b>3 (4%)</b> |   |               | <b>79</b> | <b>0%</b>      |     |
|               |                 | #               |   | +               |   | !     |   | -               |   | /             |   | =             |           |                |     |