



2014-2015

DATA

BelgiumVolleyStats.be
By Marnix Acar

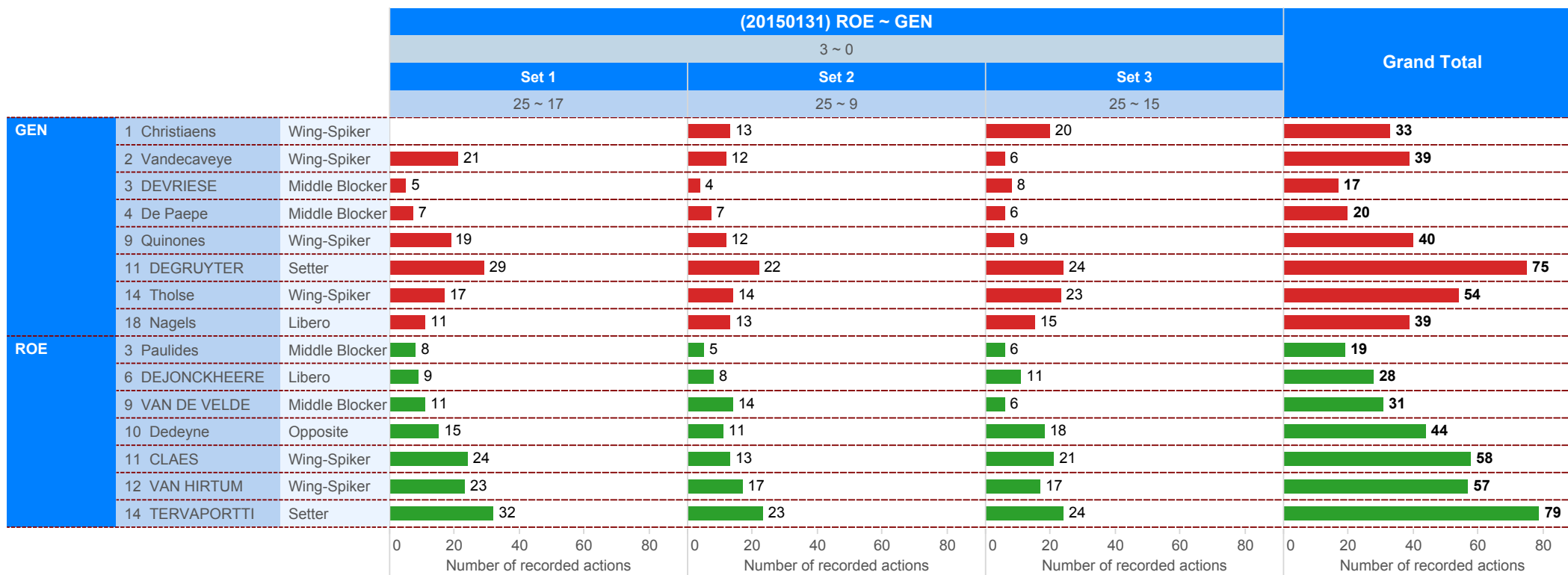
© **Trainerstuff.be**
By Wouter Laroy

VIZ

Scouting data provided by: Marnix Acar - www.BelgiumVolleyStats.be

Data processing and vizualization: Wouter Laroy - www.trainerstuff.be

Questions/Remarks/Suggestions: info@belgiumvolleystats.be - wouterstrainerstuff@gmail.com



■ SET LOST ■ SET WON



2014-2015

DATA

BelgiumVolleyStats.be
By Marnix Acar

© Trainerstuff.be
By Wouter Laroy

VIZ

(20150131) ROE ~ GEN (3 ~ 0)
Game analysis

TOI	ScoringActi..	TOIServe						OPPServe							
		TOIScore			OPPScore			Total	TOIScore			OPPScore			Total
		TOI	OPP	Total	TOI	OPP	Total		TOI	OPP	Total	TOI	OPP	Total	
GEN	A#	4		4		27	27	31	23		23		12	12	35
	S#	2		2				2					11	11	11
	A=		1	1				1		2	2		7	7	9
	A\		2	2				2					10	10	10
	S=				5	5	5	5		5	5			1	5
	E=		1	1				1					1	1	1
	D=		1	1				1							1
Total		6	5	11	5	27	32	43	23	7	30	18	23	41	71
ROE	A#	12		12		23	23	35	27		27		4	4	31
	S#	11		11				11					2	2	2
	A=		7	7	2	2	9	9				1	1	1	
	A\		10	10			10	10				2	2	2	
	S=				5	5	5	5		5	5			5	
	E=		1	1				1				1	1	1	
	D=											1	1	1	
Total		23	18	41	7	23	30	71	27	5	32	5	6	11	43

Attack

		Count of SKILL	%SCORE	=SCORE%	EFF
4 De Paepe	GEN	2	100%	0%	100%
12 VAN HIRTUM	ROE	17	71%	6%	65%
14 TERVAPORTTI	ROE	3	67%	33%	33%
3 Paulides	ROE	5	60%	0%	60%
9 VAN DE VELDE	ROE	7	57%	0%	57%
11 CLAES	ROE	16	56%	6%	50%
10 Dedeyne	ROE	18	50%	11%	39%
14 Tholse	GEN	31	39%	10%	29%
1 Christiaens	GEN	11	36%	27%	9%
2 Vandecaveye	GEN	14	36%	21%	14%
3 DEVRIESE	GEN	3	33%	33%	0%
9 Quinones	GEN	14	21%	43%	-21%
11 DEGRUYTER	GEN	3	0%	33%	-33%

Block

		Count of SKILL	#
9 VAN DE VELDE	ROE	8	3
3 DEVRIESE	GEN	5	2
3 Paulides	ROE	5	2
10 Dedeyne	ROE	7	2
11 CLAES	ROE	6	1
12 VAN HIRTUM	ROE	5	1
14 TERVAPORTTI	ROE	5	1
1 Christiaens	GEN	2	
2 Vandecaveye	GEN	3	
4 De Paepe	GEN	6	
9 Quinones	GEN	1	
11 DEGRUYTER	GEN	8	
14 Tholse	GEN	2	

Serve

		Count of SKILL	#%	=%
11 CLAES	ROE	10	30%	
12 VAN HIRTUM	ROE	14	21%	14%
9 Quinones	GEN	5	20%	
3 Paulides	ROE	7	14%	
9 VAN DE VELDE	ROE	15	13%	7%
14 Tholse	GEN	10	10%	10%
10 Dedeyne	ROE	11	9%	9%
14 TERVAPORTTI	ROE	16	6%	6%
1 Christiaens	GEN	4		50%
2 Vandecaveye	GEN	3		
3 DEVRIESE	GEN	6		
4 De Paepe	GEN	8		13%
11 DEGRUYTER	GEN	7		14%

Reception

		Count of SKILL	#%	+%	=%
11 CLAES	ROE	12	33%	50%	8%
12 VAN HIRTUM	ROE	14	29%	36%	7%
6 DEJONCKHEERE	ROE	12	17%	67%	
18 Nagels	GEN	20	15%	30%	20%
2 Vandecaveye	GEN	18	11%	33%	22%
9 Quinones	GEN	14	7%	50%	7%
1 Christiaens	GEN	15	7%	47%	13%
11 DEGRUYTER	GEN	1			

UPPER:
TOI = Team of Interest = Team analyzed OPP = Opponent
XXXServe = who served XXXSCORE = who got the point



2014-2015

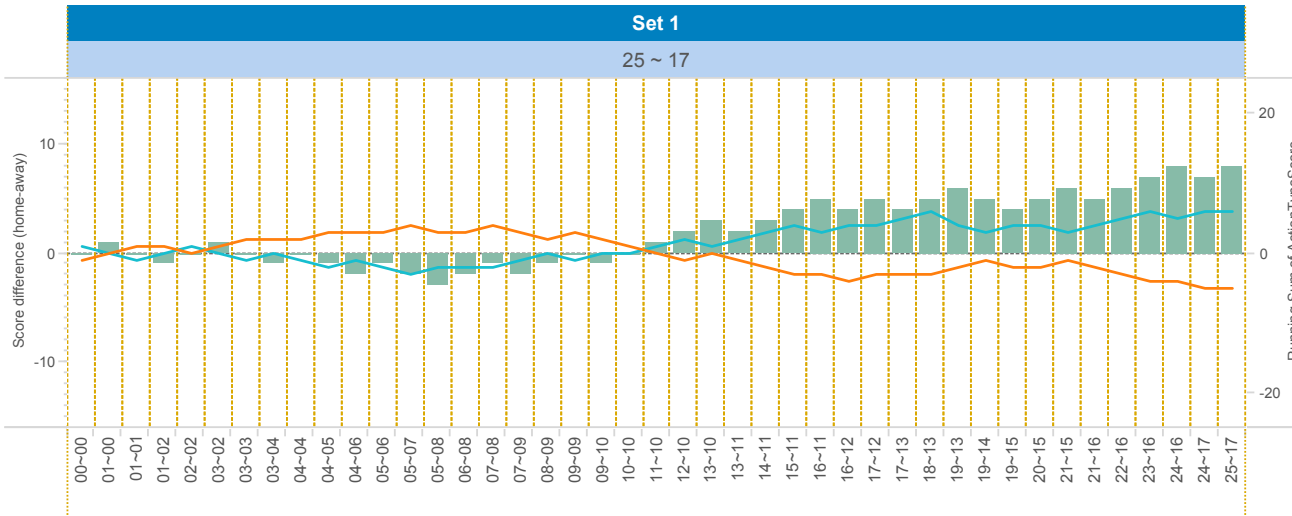
DATA

BelgiumVolleyStats.be
By Marnix Acar

© Trainerstuff.be
By Wouter laroy

VIZ

(20150131) ROE ~ GEN (3 ~ 0)
Set analysis - Set 1



TEAM_NAME

- GEN
- ROE

UPPER LEFT:

+1: A# - B# - S# -1: A=, A/, B=, B/, S=, R=, D=, F=, S=

LOWER LEFT:

TOI = Team of Interest = Team analyzed OPP = Opponent
XXXServe = who served XXXSCORE = who got the point

LOWER RIGHT:

Attack sorted on #SCORE

Attacking skills

		Set 1													
		TOIServe						OPPServe							
		TOIScore			OPPScore			Total	TOIScore			OPPScore			Total
TOI	Scorin..	TOI	OPP	Total	TOI	OPP	Total		TOI	OPP	Total	TOI	OPP	Total	
GEN	A#	3		3		13	13	16	8		8		2	2	10
	S#	1		1				1				3	3	3	
	A=								1	1		1	1	2	
	A/		1	1			1				4		4	4	
	S=								3	3				3	
	E=											1		1	
	Total		4	1	5		13	13	18	8	4	12	6	5	11
ROE	A#	2		2		8	8	10	13		13		3	3	16
	S#	3		3				3				1	1	1	
	A=		1	1		1	1	2							
	A/		4	4				4			1		1	1	
	S=					3	3	3							
	E=		1	1				1							
	Total		5	6	11	4	8	12	23	13		13	1	4	5

		Count of SKILL	#SCORE	#SCORE%	NOSCORE	NOSCORE%	=SCORE	=SCORE%	EFF
2 Vandecaveye	GEN	8	5	63%	3	38%	0	0%	63%
10 Dedejne	ROE	10	5	50%	4	40%	1	10%	40%
12 VAN HIRTUM	ROE	6	5	83%	0	0%	1	17%	67%
14 Tholse	GEN	9	4	44%	4	44%	1	11%	33%
11 CLAES	ROE	6	3	50%	3	50%	0	0%	50%
4 De Paepe	GEN	1	1	100%	0	0%	0	0%	100%
9 Quinones	GEN	5	1	20%	1	20%	3	60%	-40%
9 VAN DE VELDE	ROE	2	1	50%	1	50%	0	0%	50%
14 TERVAPORTTI	ROE	1	1	100%	0	0%	0	0%	100%
3 Paulides	ROE	1	0	0%	1	100%	0	0%	0%
11 DEGRUYTER	GEN	2	0	0%	1	50%	1	50%	-50%



2014-2015

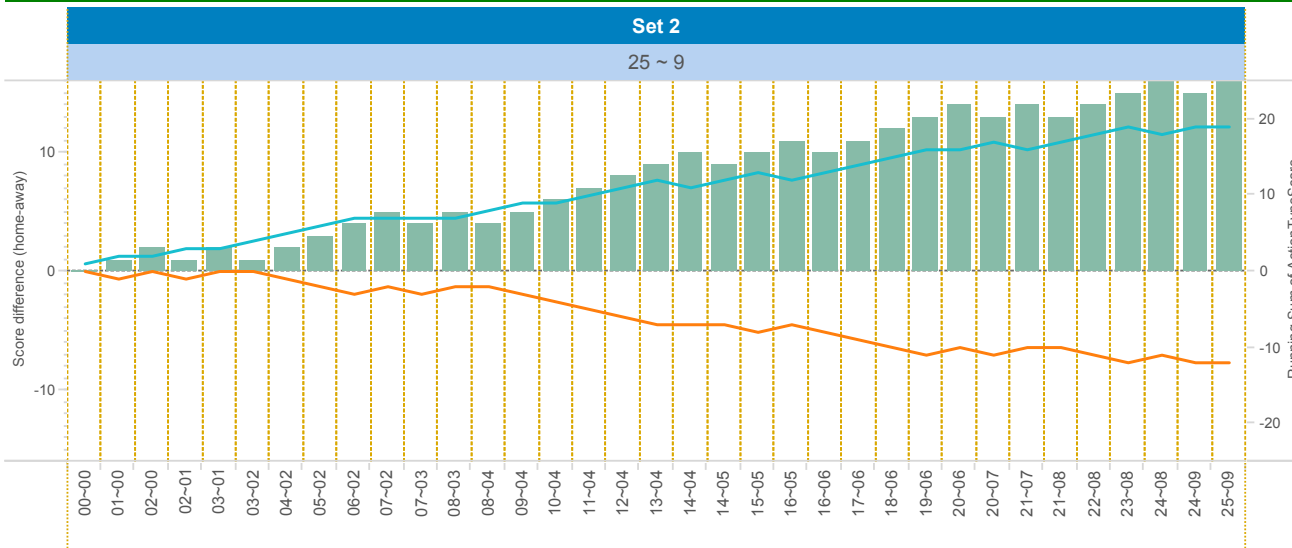
DATA

BelgiumVolleyStats.be
By Marnix Acar

© Trainerstuff.be
By Wouter Iaroy

ZIV

(20150131) ROE ~ GEN (3 ~ 0)
Set analysis - Set 2



TEAM_NAME

GEN

ROE

UPPER LEFT:

+1: A# - B# - S# -1: A=, A/, B=, B/, S=, R=, D=, F=, S=

LOWER LEFT:

TOI = Team of Interest = Team analyzed OPP = Opponent
XXXServe = who served XXXSCORE = who got the point

LOWER RIGHT:

Attack sorted on #SCORE

Attacking skills

		Set 2													
		TOIServe						OPPServe							
		TOIScore			OPPScore			Total	TOIScore			OPPScore			Total
TOI	Scorin..	TOI	OPP	Total	TOI	OPP	Total	TOI	OPP	Total	TOI	OPP	Total	Total	
GEN	A#				8	8	8	8		8	6	6	6	14	
	S#										5	5	5	5	
	A=								1	1	1	1	1	2	
	A/										4	4	4	4	
	S=				1	1	1	1							1
	Total					1	8	9	9	8	1	9	5	11	16
ROE	A#	6		6	8	8	14	8		8				8	
	S#	5		5			5							5	
	A=		1	1	1	1	2							2	
	A/		4	4			4							4	
	S=								1	1				1	
	Total		11	5	16	1	8	9	25	8	1	9			9

		Count of SKILL	#SCORE	#SCORE%	NOSCORE	NOSCORE%	=SCORE	=SCORE%	EFF	
11	CLAES	ROE	4	4	100%	0	0%	0	0%	100%
12	VAN HIRTUM	ROE	4	4	100%	0	0%	0	0%	100%
14	Tholse	GEN	10	4	40%	6	60%	0	0%	40%
10	Dedeyne	ROE	3	3	100%	0	0%	0	0%	100%
9	Quinones	GEN	5	2	40%	2	40%	1	20%	20%
1	Christiaens	GEN	5	1	20%	3	60%	1	20%	0%
3	Paulides	ROE	1	1	100%	0	0%	0	0%	100%
4	De Paepe	GEN	1	1	100%	0	0%	0	0%	100%
9	VAN DE VELDE	ROE	3	1	33%	2	67%	0	0%	33%
14	TERVAPORTTI	ROE	2	1	50%	0	0%	1	50%	0%
2	Vandecaveye	GEN	4	0	0%	2	50%	2	50%	-50%
3	DEVRIESE	GEN	1	0	0%	0	0%	1	100%	-100%



2014-2015

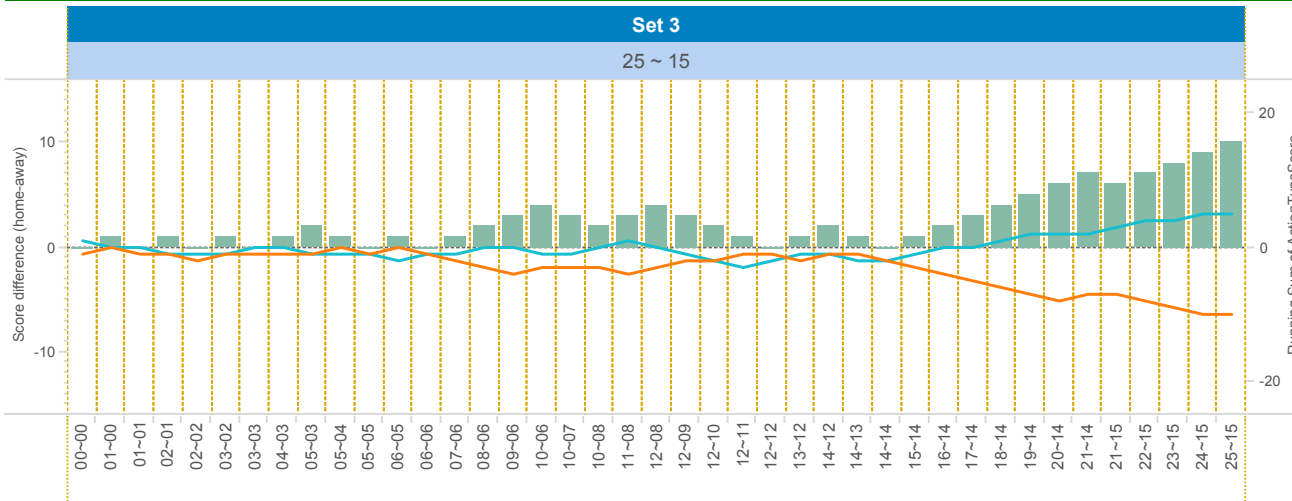
DATA

BelgiumVolleyStats.be
By Marnix Acar

© Trainerstuff.be
By Wouter Laroy

ZIV

(20150131) ROE ~ GEN (3 ~ 0)
Set analysis - Set 3



TEAM_NAME

- GEN
- ROE

UPPER LEFT:

+1: A# - B# - S# -1: A=, A/, B=, B/, S=, R=, D=, F=, S=

LOWER LEFT:

TOI = Team of Interest = Team analyzed OPP = Opponent
XXXServe = who served XXXSCORE = who got the point

LOWER RIGHT:

Attack sorted on #SCORE

		Set 3													
		TOIServe							OPPServe						
		TOIScore			OPPScore				TOIScore			OPPScore			
TOI	Scorin..	TOI	OPP	Total	TOI	OPP	Total	Total	TOI	OPP	Total	TOI	OPP	Total	Total
GEN	A#	1		1		6	6	7	7		7		4	4	11
	S#	1		1				1					3	3	3
	A=		1	1				1					5	5	5
	A/		1	1				1					2	2	2
	S=				4		4	4		2	2				2
	E=		1	1				1							1
	D=		1	1				1							1
	Total	2	4	6	4	6	10	16	7	2	9	7	7	14	23
ROE	A#	4		4		7	7	11	6		6		1	1	7
	S#	3		3				3					1	1	1
	A=		5	5				5					1	1	1
	A/		2	2				2					1	1	1
	S=				2		2	2		4	4				4
	E=												1	1	1
	D=												1	1	1
	Total	7	7	14	2	7	9	23	6	4	10	4	2	6	16

Attacking skills

		Count of SKILL	#SCORE	#SCORE%	NOSCORE	NOSCORE%	=SCORE	=SCORE%	EFF	
14	Tholse	GEN	12	4	33%	6	50%	2	17%	17%
1	Christiaens	GEN	6	3	50%	1	17%	2	33%	17%
12	VAN HIRTUM	ROE	7	3	43%	4	57%	0	0%	43%
3	Paulides	ROE	3	2	67%	1	33%	0	0%	67%
9	VAN DE VELDE	ROE	2	2	100%	0	0%	0	0%	100%
11	CLAES	ROE	6	2	33%	3	50%	1	17%	17%
3	DEVRIESE	GEN	2	1	50%	1	50%	0	0%	50%
10	Dedeyne	ROE	5	1	20%	3	60%	1	20%	0%
2	Vandecaveye	GEN	2	0	0%	1	50%	1	50%	-50%
9	Quinones	GEN	4	0	0%	2	50%	2	50%	-50%
11	DEGRUYTER	GEN	1	0	0%	1	100%	0	0%	0%



2014-2015

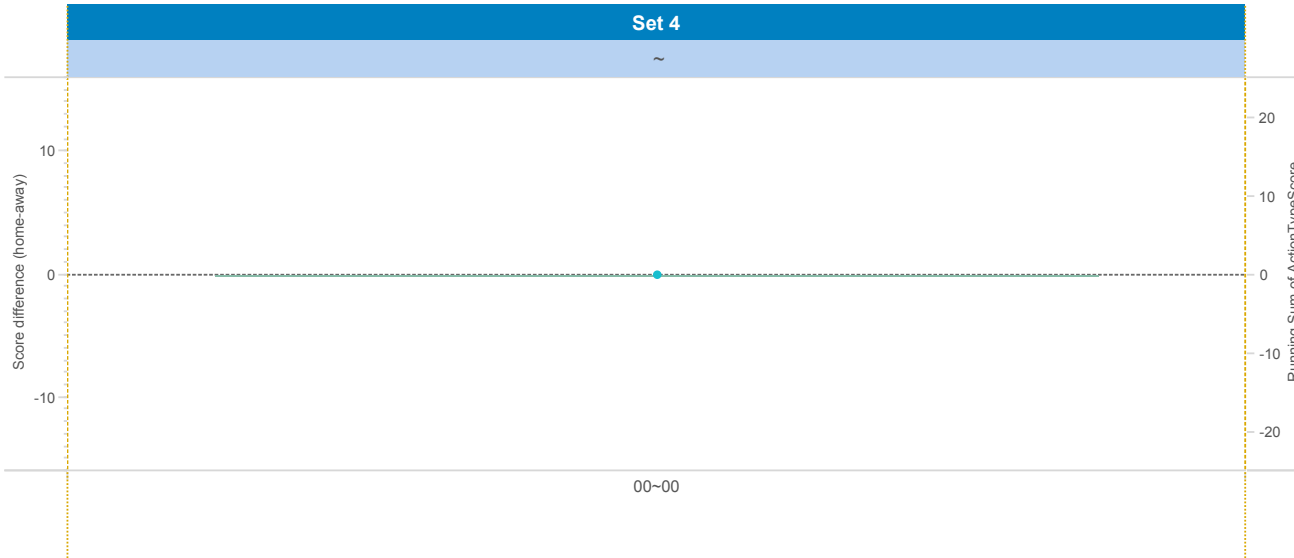
DATA

BelgiumVolleyStats.be
By Marnix Acar

© Trainerstuff.be
By Wouter Laroy

VIZ

(20150131) ROE ~ GEN (3 ~ 0)
Set analysis - Set 4



TEAM_NAME

ROE

UPPER LEFT:

+1: A# - B# - S# -1: A=, A/, B=, B/, S=, R=, D=, F=, S=

LOWER LEFT:

TOI = Team of Interest = Team analyzed OPP = Opponent
XXXServe = who served XXXSCORE = who got the point

LOWER RIGHT:

Attack sorted on #SCORE

Attacking skills



2014-2015

DATA

BelgiumVolleyStats.be
By Marnix Acar

© Trainerstuff.be
By Wouter Laroy

VIZ

(20150131) ROE ~ GEN (All)
Set analysis - Set 5

TEAM_NAME

UPPER LEFT:

+1: A# - B# - S# -1: A=, A/, B=, B/, S=, R=, D=, F=, S=

LOWER LEFT:

TOI = Team of Interest = Team analyzed OPP = Opponent
XXXServe = who served XXXSCORE = who got the point

LOWER RIGHT:

Attack sorted on #SCORE

Attacking skills

		Count of SKILL	#SCORE	#SCORE%	NOSCORE	NOSCORE%	=SCORE	=SCORE%	EFF
12 VAN HIRTUM	ROE	17	12	71%	4	24%	1	6%	65%
14 Tholse	GEN	31	12	39%	16	52%	3	10%	29%
10 Dedeyne	ROE	18	9	50%	7	39%	2	11%	39%
11 CLAES	ROE	16	9	56%	6	38%	1	6%	50%
2 Vandecaveye	GEN	14	5	36%	6	43%	3	21%	14%
1 Christiaens	GEN	11	4	36%	4	36%	3	27%	9%
9 VAN DE VELDE	ROE	7	4	57%	3	43%	0	0%	57%
3 Paulides	ROE	5	3	60%	2	40%	0	0%	60%
9 Quinones	GEN	14	3	21%	5	36%	6	43%	-21%
4 De Paepe	GEN	2	2	100%	0	0%	0	0%	100%
14 TERVAPORTTI	ROE	3	2	67%	0	0%	1	33%	33%
3 DEVRIESE	GEN	3	1	33%	1	33%	1	33%	0%
11 DEGRUYTER	GEN	3	0	0%	2	67%	1	33%	-33%



2014-2015

DATA

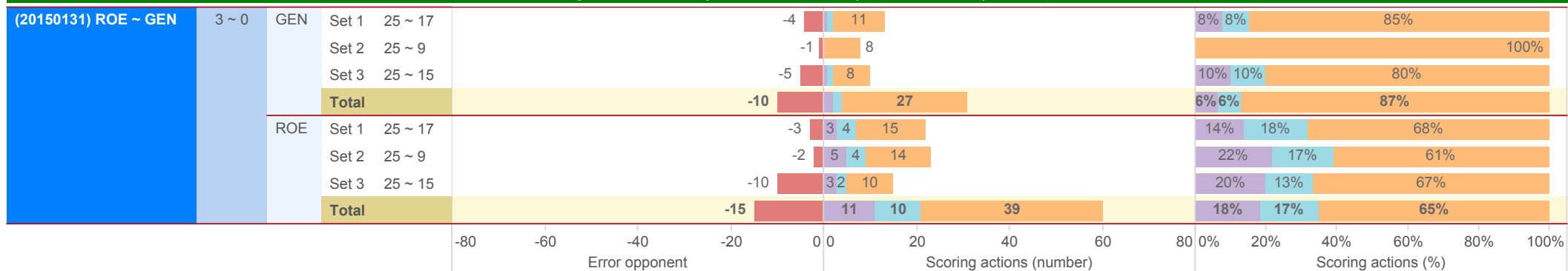
BelgiumVolleyStats.be
By Marnix Acar

© Trainerstuff.be
By Wouter Laroy

VIZ

(20150131) ROE ~ GEN (3 ~ 0)

Scoring Actions Analyzed: how were points made (per set)





2014-2015

DATA

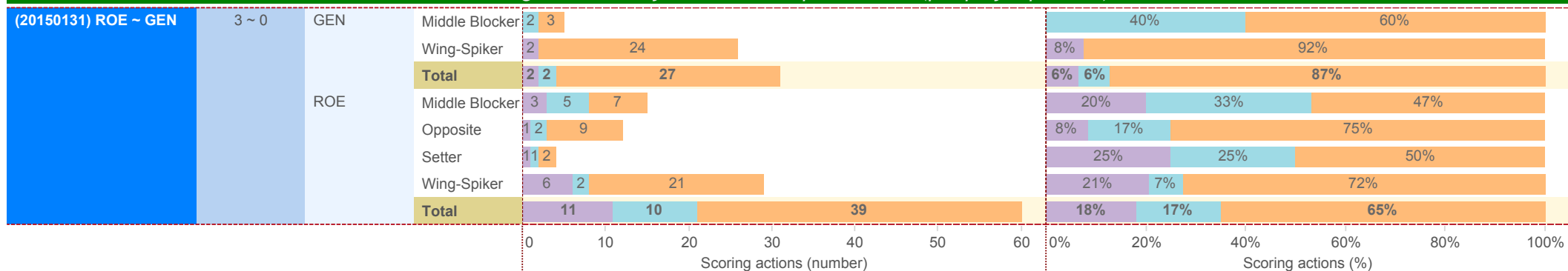
BelgiumVolleyStats.be
By Marnix Acar

© Trainerstuff.be
By Wouter Laroy

VIZ

(20150131) ROE ~ GEN (3 ~ 0)

Scoring Actions Analyzed: how were points made (per player position)



S - Serve B - Block A - Attack



2014-2015

DATA

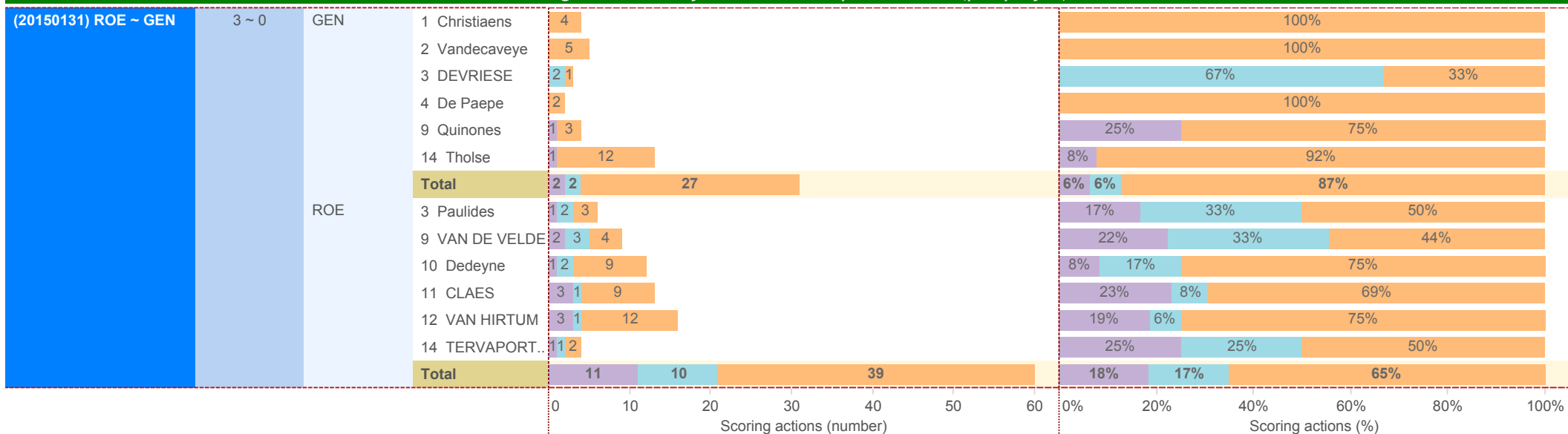
BelgiumVolleyStats.be
By Marnix Acar

© Trainerstuff.be
By Wouter Laroy

VIZ

(20150131) ROE ~ GEN (3 ~ 0)

Scoring Actions Analyzed: how were points made (per player)



S - Serve B - Block A - Attack



2014-2015

DATA

BelgiumVolleyStats.be
By Marnix Acar

© Trainerstuff.be
By Wouter Laroy

VIZ

(20150131) ROE ~ GEN (3 ~ 0)

Skills in detail (per player position): Attack/Block

Skill	Position	Game 1 (20150131)						Count of SKILL	EFF	
		GEN	ROE	GEN	ROE	GEN	ROE			
A - Attack	GEN	Middle Blocker	3 (60%)	1 (20%)			1 (20%)	5	40%	
		Setter		2 (67%)			1 (33%)	3	-33%	
		Wing-Spiker	24 (34%)	15 (21%)	8 (11%)	8 (11%)	8 (11%)	7 (10%)	70	13%
		Total	27 (35%)	18 (23%)	8 (13%)	8 (10%)	10 (13%)	7 (9%)	78	13%
	ROE	Middle Blocker	7 (58%)	4 (33%)	1 ()				12	58%
		Opposite	9 (50%)	5 (28%)	1 ()	1 (6%)		2 (11%)	18	39%
		Setter	2 (67%)					1 (33%)	3	33%
		Wing-Spiker	21 (64%)	6 (18%)	1 (6%)	3 (9%)	2 (6%)		33	58%
		Total	39 (59%)	15 (23%)	3 (3%)	4 (6%)	2 (3%)	3 (5%)	66	52%
		B - Block	GEN	Middle Blocker	2 (18%)		1 (55%)	2 (18%)	6 (55%)	11
Setter					1 (50%)	3 (38%)	4 (50%)	8	-50%	
Wing-Spiker				1 (13%)	1 (63%)	1 (13%)	5 (63%)		8	-63%
Total	2 (7%)			1 (4%)	3 (56%)	6 (22%)	15 (56%)		27	-48%
ROE	Middle Blocker		5 (38%)			2 (15%)	5 (38%)	1 (8%)	13	-8%
	Opposite		2 (29%)		2 (29%)	1 (14%)	2 (29%)		7	0%
	Setter		1 (20%)			1 (20%)	3 (60%)		5	-40%
	Wing-Spiker		2 (18%)	1 (9%)	6 (9%)	1 (9%)	1 (9%)		11	9%
	Total		10 (28%)	1 (3%)	8 (31%)	5 (14%)	11 (31%)	1 (3%)	36	-6%



2014-2015

DATA

BelgiumVolleyStats.be
By Marnix Acar

© Trainerstuff.be
By Wouter Laroy

VIZ

(20150131) ROE ~ GEN (3 ~ 0)

Skills in detail (per player position): Serve/Reception

S - Serve	GEN	Middle Blocker	Game 1						Game 2		EFF
			#	+	!	-	/	=	Count of SKILL	EFF	
					9 (7%)	3 (21%)	1 (7%)	1 (7%)	14	-7%	
		Setter		3 (43%)	3 ()		1 (14%)	7	-14%		
		Wing-Spiker	2 (9%)	1 (5%)	7 (9%)	7 (32%)	2 (9%)	3 (14%)	22	-5%	
		Total	2 (5%)	4 (9%)	19 (7%)	10 (23%)	3 (7%)	5 (12%)	43	-7%	
	ROE	Middle Blocker	3 (14%)	5 (23%)	8 (14%)	2 (9%)	3 (14%)	1 (5%)	22	9%	
		Opposite	1 (9%)	2 (18%)	5 (9%)	1 (9%)	1 (9%)	1 (9%)	11	0%	
		Setter	1 (6%)	7 (44%)	6 ()	1 (6%)	1 (6%)	16	0%		
		Wing-Spiker	6 (25%)	2 (8%)	7 (17%)	3 (13%)	4 (17%)	2 (8%)	24	17%	
		Total	11 (15%)	16 (22%)	26 (11%)	7 (10%)	8 (11%)	5 (7%)	73	8%	
R - Reception	GEN	Libero	3 (15%)	6 (30%)		5 (25%)	2 (10%)	4 (20%)	20	-20%	
		Setter					1 (100%)		1	0%	
		Wing-Spiker	4 (9%)	20 (43%)	2 (11%)	9 (19%)	5 (11%)	7 (15%)	47	-15%	
		Total	7 (10%)	26 (38%)	2 (12%)	14 (21%)	8 (12%)	11 (16%)	68	-16%	
	ROE	Libero	2 (17%)	8 (67%)		1 (8%)	1 (8%)		12	0%	
		Wing-Spiker	8 (31%)	11 (42%)		3 (12%)	2 (8%)	2 (8%)	26	-8%	
Total		10 (26%)	19 (50%)		4 (11%)	3 (8%)	2 (5%)	38	-5%		
			0 5 10 15 20 0	0 20 40 0	0 20 40 0	0 10 20 0	0 5 10 0	0 5 10 15 20 0	0 50	-20% 0% 20%	
			#	+	!	-	/	=	Count of SKILL	EFF	



2014-2015

DATA

BelgiumVolleyStats.be
By Marnix Acar

© Trainerstuff.be
By Wouter Laroy

VIZ

(20150131) ROE ~ GEN (3 ~ 0)
Skills in detail (per player): Attack

A - Attack		(20150131) ROE ~ GEN (3 ~ 0)							Count of SKILL	EFF
		#	+	!	-	/	=			
A - Attack	GEN	1 Christiaens	4 (36%)	1 (9%)		3 (27%)	2 (18%)	1 (9%)	11	9%
	2 Vandecaveye	5 (36%)	3 (21%)	2 (7%)	1 (7%)	1 (7%)	2 (14%)	14	14%	
	3 DEVRIESE	1 (33%)	1 (33%)			1 (33%)		3	0%	
	4 De Paepe	2 (100%)						2	100%	
	9 Quinones	3 (21%)	3 (21%)	2 (29%)		4 (29%)	2 (14%)	14	-21%	
	11 DEGRUYTER		2 (67%)			1 (33%)		3	-33%	
	14 Tholse	12 (39%)	8 (26%)	4 (3%)	4 (13%)	1 (3%)	2 (6%)	31	29%	
	Total	27 (35%)	18 (23%)	8 (13%)	8 (10%)	10 (13%)	7 (9%)	78	13%	
	ROE	3 Paulides	3 (60%)	2 (40%)					5	60%
	9 VAN DE VELDE	4 (57%)	2 (29%)	1 ()				7	57%	
	10 Dedeyne	9 (50%)	5 (28%)	1 ()	1 (6%)		2 (11%)	18	39%	
	11 CLAES	9 (56%)	4 (25%)		2 (13%)	1 (6%)		16	50%	
	12 VAN HIRTUM	12 (71%)	2 (12%)	1 (6%)	1 (6%)	1 (6%)		17	65%	
14 TERVAPORTTI	2 (67%)					1 (33%)	3	33%		
Total	39 (59%)	15 (23%)	3 (3%)	4 (6%)	2 (3%)	3 (5%)	66	52%		
		#	+	!	-	/	=	Count of SKILL	EFF	



2014-2015

DATA

BelgiumVolleyStats.be
By Marnix Acar

© Trainerstuff.be
By Wouter Laroy

VIZ

(20150131) ROE ~ GEN (3 ~ 0)
Skills in detail (per player): Block

B - Block	GEN	Player	Skill						Count of SKILL	EFF
			#	+	!	-	/	=		
B - Block	GEN	1 Christiaens				1 (50%)	1 (50%)		2	-50%
		2 Vandecaveye			1 (67%)		2 (67%)		3	-67%
		3 DEVRIESE	2 (40%)			1 (20%)	2 (40%)		5	0%
		4 De Paepe			1 (67%)	1 (17%)	4 (67%)		6	-67%
		9 Quinones		1 (100%)					1	0%
		11 DEGRUYTER			1 (50%)	3 (38%)	4 (50%)		8	-50%
		14 Tholse					2 (100%)		2	-100%
	Total	2 (7%)	1 (4%)	3 (56%)	6 (22%)	15 (56%)		27	-48%	
	ROE	3 Paulides	2 (40%)			2 (40%)	1 (20%)		5	20%
		9 VAN DE VELDE	3 (38%)				4 (50%)	1 (13%)	8	-25%
10 Dedeyne		2 (29%)		2 (29%)	1 (14%)	2 (29%)		7	0%	
11 CLAES		1 (17%)		4 (17%)		1 (17%)		6	0%	
12 VAN HIRTUM		1 (20%)	1 (20%)	2 ()	1 (20%)			5	20%	
14 TERVAPORTTI		1 (20%)			1 (20%)	3 (60%)		5	-40%	
Total	10 (28%)	1 (3%)	8 (31%)	5 (14%)	11 (31%)	1 (3%)	36	-6%		
		#	+	!	-	/	=	Count of SKILL	EFF	



2014-2015

DATA

BelgiumVolleyStats.be
By Marnix Acar

© Trainerstuff.be
By Wouter Laroy

VIZ

(20150131) ROE ~ GEN (3 ~ 0)

Skills in detail (per player): Serve

S - Serve	GEN								Count of SKILL	EFF
		#	+	!	-	/	=			
	1 Christiaens				1 (25%)	1 (25%)	2 (50%)	4	-50%	
	2 Vandecaveye			1 ()	2 (67%)		3	0%		
	3 DEVRIESE			6 ()			6	0%		
	4 De Paepe			3 (13%)	3 (38%)	1 (13%)	8	-13%		
	9 Quinones	1 (20%)		1 ()	3 (60%)		5	20%		
	11 DEGRUYTER		3 (43%)	3 ()		1 (14%)	7	-14%		
	14 Tholse	1 (10%)	1 (10%)	5 (10%)	1 (10%)	1 (10%)	10	0%		
	Total	2 (5%)	4 (9%)	19 (7%)	10 (23%)	3 (7%)	5 (12%)	43	-7%	
	ROE									
	3 Paulides	1 (14%)	2 (29%)	1 (29%)	1 (14%)	2 (29%)	7	14%		
	9 VAN DE VELDE	2 (13%)	3 (20%)	7 (7%)	1 (7%)	1 (7%)	15	7%		
	10 Dedeyne	1 (9%)	2 (18%)	5 (9%)	1 (9%)	1 (9%)	11	0%		
	11 CLAES	3 (30%)	1 (10%)	3 (10%)	2 (20%)	1 (10%)	10	30%		
	12 VAN HIRTUM	3 (21%)	1 (7%)	4 (21%)	1 (7%)	3 (21%)	14	7%		
	14 TERVAPORTTI	1 (6%)	7 (44%)	6 ()	1 (6%)		16	0%		
	Total	11 (15%)	16 (22%)	26 (11%)	7 (10%)	8 (11%)	5 (7%)	73	8%	
		#	+	!	-	/	=	Count of SKILL	EFF	



2014-2015

DATA

BelgiumVolleyStats.be
By Marnix Acar

© Trainerstuff.be
By Wouter Laroy

VIZ

(20150131) ROE ~ GEN (3 ~ 0)
Skills in detail (per player): Reception

R - Reception	GEN	Game 1						Game 2		Count of SKILL	EFF
		#	+	!	-	/	=	Count of SKILL	EFF		
	1 Christiaens	1 (7%)	7 (47%)		4 (27%)	1 (7%)	2 (13%)	15	-13%		
	2 Vandecaveye	2 (11%)	6 (33%)	2 (11%)	2 (11%)	2 (11%)	4 (22%)	18	-22%		
	9 Quinones	1 (7%)	7 (50%)		3 (21%)	2 (14%)	1 (7%)	14	-7%		
	11 DEGRUYTER					1 (100%)		1	0%		
	18 Nagels	3 (15%)	6 (30%)		5 (25%)	2 (10%)	4 (20%)	20	-20%		
	Total	7 (10%)	26 (38%)	2 (12%)	14 (21%)	8 (12%)	11 (16%)	68	-16%		
	ROE										
	6 DEJONCKHEERE	2 (17%)	8 (67%)		1 (8%)	1 (8%)		12	0%		
	11 CLAES	4 (33%)	6 (50%)			1 (8%)	1 (8%)	12	-8%		
	12 VAN HIRTUM	4 (29%)	5 (36%)		3 (21%)	1 (7%)	1 (7%)	14	-7%		
	Total	10 (26%)	19 (50%)		4 (11%)	3 (8%)	2 (5%)	38	-5%		
		#	+	!	-	/	=	Count of SKILL	EFF		