



2014-2015

DATA

BelgiumVolleyStats.be
By Marnix Acar

© Trainerstuff.be
By Wouter Laroy

VIZ

Scouting data provided by: Marnix Acar - www.BelgiumVolleyStats.be

Data processing and vizualization: Wouter Laroy - www.trainerstuff.be

Questions/Remarks/Suggestions: info@belgiumvolleystats.be - wouterstrainerstuff@gmail.com

		(20150131) PUU ~ MAA					Grand Total	
		3 ~ 2						
		Set 1	Set 2	Set 3	Set 4	Set 5		
		25 ~ 20	20 ~ 25	20 ~ 25	25 ~ 21	15 ~ 11		
MAA	3 Broshog	Middle Blocker	9	10	9	8	9	19 26
	7 DERKONINGEN	Libero	8	6	3	6	4	9 18
	8 RAYMAEKERS	Middle Blocker	5	7	15	7	3	22 15
	9 Lecat	Wing-Spiker		1				1
	10 Höhne	Wing-Spiker	16					16
	14 Padar	Opposite	11	18	14	13	9	32 33
	15 Finoli	Setter	17	23	20	26	13	43 56
	16 Grozdanov	Wing-Spiker		23	27	20	6	50 26
	17 Gotch	Wing-Spiker	21	19	21	18	15	40 54
	18 Lushtaku	Setter					2	2
PUU	1 Stoev	Wing-Spiker	22	17	13		2	24 30
	2 KRUYNER	Setter	25	20	23	25	16	66 43
	4 COLSON	Wing-Spiker			16	12	12	24 16
	5 KOEKELKORE..	Wing-Spiker	20	24	23	20	11	51 47
	6 Chalakov	Middle Blocker	5	13	15	12	6	23 28
	7 Kvalen	Opposite	18	17	10	12	10	40 27
	9 Mijatovic	Middle Blocker	1	1				
	10 DE BONT	Libero	6	10	2	4	4	14 12
	11 Nagy	Middle Blocker	3	6	11	13	7	23 17
			0 50 100	0 50 100	0 50 100	0 50 100	0 50 100	0 50 100
		Number of recorded actions	Number of recorded actions	Number of recorded actions	Number of recorded actions	Number of recorded actions	Number of recorded actions	

■ SET WON ■ SET LOST



2014-2015

DATA

BelgiumVolleyStats.be
By Marnix Acar

© Trainerstuff.be
By Wouter Laroy

VIZ

(20150131) PUU ~ MAA (3 ~ 2)
Game analysis

TOI	ScoringActi..	TOIServe						OPPServe							
		TOISCORE			OPPSCORE			Total	TOISCORE			OPPSCORE			Total
		TOI	OPP	Total	TOI	OPP	Total		TOI	OPP	Total	TOI	OPP	Total	
MAA	A#	12		12		51	51	63	38		38		9	9	47
	S#	6		6				6					13	13	13
	A=		5	5		3	3	8		4	4		9	9	13
	A/		10	10				10		1	1		6	6	7
	S=					11	11	11		21	21				21
	E=		1	1		1	1	2					1	1	1
	F=		2	2				2							2
	D=					1	1	1		2	2				2
Total		18	18	36	16	51	67	103	38	28	66	16	22	38	104
PUU	A#	9		9		38	38	47	51		51		12	12	63
	S#	13		13				13					6	6	6
	A=		9	9		4	4	13		3	3		5	5	8
	A/		6	6		1	1	7					10	10	10
	S=					21	21	21		11	11				11
	E=		1	1				1		1	1		1	1	2
	F=												2	2	2
	D=					2	2	2		1	1				1
Total		22	16	38	28	38	66	104	51	16	67	18	18	36	103

Attack

		Count of SKILL	%SCORE	%-SCORE	EFF
3 Broshog	MAA	14	71%	7%	64%
6 Chalakov	PUU	9	67%	11%	56%
11 Nagy	PUU	12	67%	0%	67%
7 Kvalen	PUU	36	64%	22%	42%
16 Grozdanov	MAA	26	54%	4%	50%
5 KOEKELKOREN	PUU	31	52%	10%	42%
8 RAYMAEKERS	MAA	8	50%	13%	38%
10 Höhne	MAA	2	50%	50%	0%
15 Finoli	MAA	4	50%	25%	25%
17 Gotch	MAA	24	46%	25%	21%
4 COLSON	PUU	11	36%	18%	18%
14 Padar	MAA	27	30%	26%	4%
1 Stoev	PUU	13	23%	31%	-8%
2 KRUYNER	PUU	2	0%	100%	-100%

Block

		Count of SKILL	#
3 Broshog	MAA	13	5
16 Grozdanov	MAA	8	3
1 Stoev	PUU	5	2
8 RAYMAEKERS	MAA	11	2
5 KOEKELKOREN	PUU	2	1
6 Chalakov	PUU	19	1
7 Kvalen	PUU	5	1
11 Nagy	PUU	7	1
17 Gotch	MAA	5	1
2 KRUYNER	PUU	5	
4 COLSON	PUU	2	
14 Padar	MAA	7	
15 Finoli	MAA	5	

Serve

		Count of SKILL	%%	%-
1 Stoev	PUU	8	50%	25%
18 Lushtaku	MAA	2	50%	
6 Chalakov	PUU	18	22%	39%
16 Grozdanov	MAA	12	17%	42%
8 RAYMAEKERS	MAA	14	14%	7%
11 Nagy	PUU	14	14%	14%
7 Kvalen	PUU	15	13%	40%
14 Padar	MAA	18	6%	11%
5 KOEKELKOREN	PUU	21	5%	5%
2 KRUYNER	PUU	17		6%
3 Broshog	MAA	14		
4 COLSON	PUU	9		11%
9 Lecat	MAA	1		
9 Mijatovic	PUU	2		50%
10 Höhne	MAA	4		
15 Finoli	MAA	24		4%
17 Gotch	MAA	14		14%

Reception

		Count of SKILL	%%	%-	%=
10 DE BONT	PUU	16	31%	31%	6%
5 KOEKELKOREN	PUU	36	31%	36%	6%
7 DERKONINGEN	MAA	10	30%	10%	40%
4 COLSON	PUU	17	29%	65%	6%
17 Gotch	MAA	45	27%	24%	7%
1 Stoev	PUU	22	18%	32%	9%
10 Höhne	MAA	9	11%	11%	33%
16 Grozdanov	MAA	18	11%	22%	17%
3 Broshog	MAA	1		100%	
6 Chalakov	PUU	1		100%	

UPPER:

TOI = Team of Interest = Team analyzed OPP = Opponent
XXXServe = who served XXXSCORE = who got the point



2014-2015

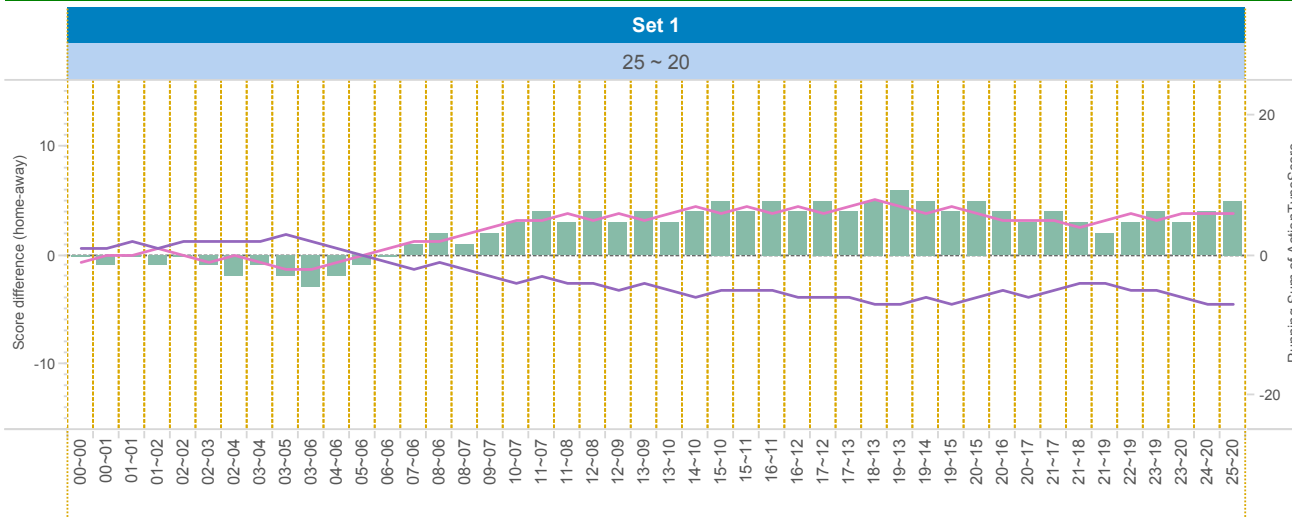
DATA

BelgiumVolleyStats.be
By Marnix Acar

© Trainerstuff.be
By Wouter laroy

VIZ

(20150131) PUU ~ MAA (3 ~ 2)
Set analysis - Set 1



TEAM_NAME

- MAA
- PUU

UPPER LEFT:

+1: A# - B# - S# -1: A=, A/, B=, B/, S=, R=, D=, F=, S=

LOWER LEFT:

TOI = Team of Interest = Team analyzed OPP = Opponent
XXXServe = who served XXXSCORE = who got the point

LOWER RIGHT:

Attack sorted on #SCORE

Attacking skills

		Set 1													
		TOIServe						OPPServe							
		TOIScore			OPPScore			Total	TOIScore			OPPScore			Total
TOI	Scorin..	TOI	OPP	Total	TOI	OPP	Total		TOI	OPP	Total	TOI	OPP	Total	
MAA	A#	1		1		13	13	14	8		8		2	2	10
	S#	1		1				1					5	5	5
	A=		1	1	1		1	2				1		1	1
	A/		3	3				3				2		2	2
	S=					1		1		6	6				6
	Total		2	4	6	2	13	15	21	8	6	14	3	7	10
PUU	A#	2		2		8	8	10	13		13		1	1	14
	S#	5		5				5					1	1	1
	A=		1	1				1	1	1	1		1	2	
	A/		2	2				2			3		3	3	
	S=				6		6	6		1	1			1	1
	Total		7	3	10	6	8	14	24	13	2	15	4	2	6

		Count of SKILL	#SCORE	#SCORE%	NOSCORE	NOSCORE%	=SCORE	=SCORE%	EFF
7 Kvalen	PUU	10	7	70%	2	20%	1	10%	60%
5 KOEKELKOREN	PUU	8	4	50%	2	25%	2	25%	25%
17 Gotch	MAA	7	4	57%	1	14%	2	29%	29%
6 Chalakov	PUU	2	2	100%	0	0%	0	0%	100%
14 Padar	MAA	4	2	50%	1	25%	1	25%	25%
1 Stoev	PUU	2	1	50%	1	50%	0	0%	50%
3 Broshog	MAA	2	1	50%	1	50%	0	0%	50%
8 RAYMAEKERS	MAA	1	1	100%	0	0%	0	0%	100%
10 Höhne	MAA	2	1	50%	0	0%	1	50%	0%
11 Nagy	PUU	1	1	100%	0	0%	0	0%	100%
2 KRUYNER	PUU	1	0	0%	0	0%	1	100%	-100%



2014-2015

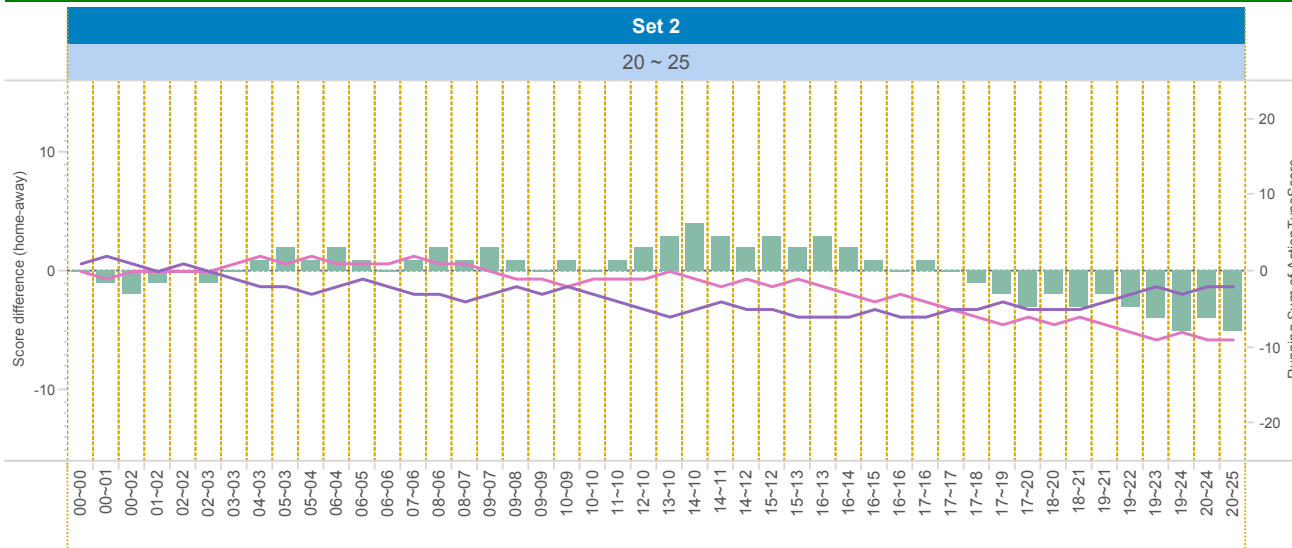
DATA

BelgiumVolleyStats.be
By Marnix Acar

© Trainerstuff.be
By Wouter Laroy

VIZ

(20150131) PUU ~ MAA (3 - 2)
Set analysis - Set 2



TEAM_NAME

MAA

PUU

UPPER LEFT:

+1: A# - B# - S# -1: A=, A/, B=, B/, S=, R=, D=, F=, S=

LOWER LEFT:

TOI = Team of Interest = Team analyzed OPP = Opponent
XXXServe = who served XXXSCORE = who got the point

LOWER RIGHT:

Attack sorted on #SCORE

Attacking skills

		Set 2													
		TOIServe						OPPServe							
		TOIScore			OPPScore			Total	TOIScore			OPPScore			Total
TOI	Scorin..	TOI	OPP	Total	TOI	OPP	Total	TOI	OPP	Total	TOI	OPP	Total	Total	
MAA	A#	4		4		9	9	13	7		7			7	
	S#	2		2				2				3	3	3	
	A=		1	1				1	1	1	3		3	4	
	A/		3	3				3	1	1	1		1	2	
	S=				4		4	4	5	5				5	
	F=		1	1				1							
	Total		6	5	11	4	9	13	24	7	7	14	4	3	7
PUU	A#				7	7	7	7	9	9		4	4	13	
	S#	3		3				3			2	2	2	2	
	A=		3	3	1		1	4			1		1	1	
	A/		1	1	1		1	2			3		3	3	
	S=				5		5	5	4	4				4	
	F=										1		1	1	
	Total		3	4	7	7	7	14	21	9	4	13	5	6	11

		Count of SKILL	#SCORE	#SCORE%	NOSCORE	NOSCORE%	=SCORE	=SCORE%	EFF	
16	Grozdanov	MAA	9	4	44%	5	56%	0	0%	44%
3	Broshog	MAA	4	3	75%	0	0%	1	25%	50%
7	Kvalen	PUU	9	3	33%	2	22%	4	44%	-11%
5	KOEKELKOREN	PUU	6	2	33%	4	67%	0	0%	33%
11	Nagy	PUU	2	2	100%	0	0%	0	0%	100%
17	Gotch	MAA	4	2	50%	1	25%	1	25%	25%
1	Stoev	PUU	5	1	20%	3	60%	1	20%	0%
6	Chalakov	PUU	1	1	100%	0	0%	0	0%	100%
8	RAYMAEKERS	MAA	2	1	50%	1	50%	0	0%	50%
14	Padar	MAA	10	1	10%	7	70%	2	20%	-10%
2	KRUYNER	PUU	1	0	0%	0	0%	1	100%	-100%



2014-2015

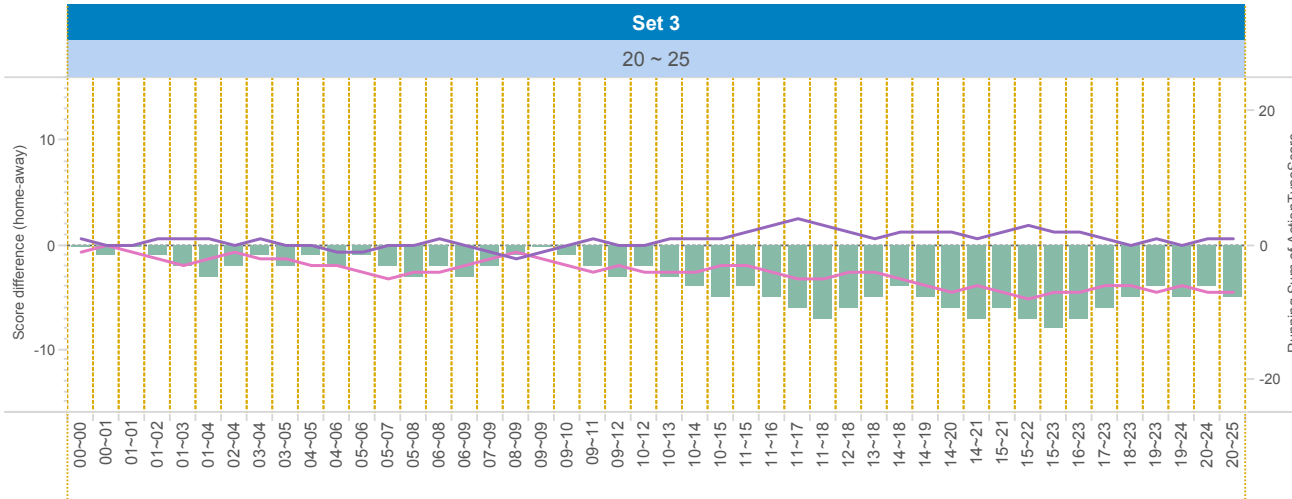
DATA

BelgiumVolleyStats.be
By Marnix Acar

© Trainerstuff.be
By Wouter Laroy

ZIV

(20150131) PUU ~ MAA (3 ~ 2)
Set analysis - Set 3



TEAM_NAME

- MAA
- PUU

UPPER LEFT:

+1: A# - B# - S# -1: A=, A/, B=, B/, S=, R=, D=, F=, S=

LOWER LEFT:

TOI = Team of Interest = Team analyzed OPP = Opponent
XXXServe = who served XXXSCORE = who got the point

LOWER RIGHT:

Attack sorted on #SCORE

		Set 3															
		TOIServe							OPPServe								
		TOIScore			OPPScore				Total	TOIScore			OPPScore				Total
TOI	Scorin..	TOI	OPP	Total	TOI	OPP	Total	TOI		OPP	Total	TOI	OPP	Total	Total		
MAA	A#	4		4		9	9	13	8		8		2	2	10		
	S#	2		2			2	2					2	2	2		
	A=		2	2	1		1	3		1	1		2	2	3		
	A/		3	3			3	3					1	1	1		
	S=				1		1	1		2	2				2		
	E=			1	1			1					1	1	1		
	F=			1	1			1							1		
	D=					1		1	1		1	1			1		
	Total	6	7	13	3	9	12	25	8	4	12	4	4	8	20		
PUU	A#	2		2		8	8	10	9		9		4	4	13		
	S#	2		2			2	2					2	2	2		
	A=		2	2	1		1	3		1	1		2	2	3		
	A/		1	1			1	1					3	3	3		
	S=				2		2	2		1	1				1		
	E=			1	1			1					1	1	1		
	F=							1					1	1	1		
	D=					1		1	1		1	1			1		
	Total	4	4	8	4	8	12	20	9	3	12	7	6	13	25		

Attacking skills

		Count of SKILL	#SCORE	#SCORE%	NOSCORE	NOSCORE%	=SCORE	=SCORE%	EFF	
16	Grozdanov	MAA	10	6	60%	3	30%	1	10%	50%
5	KOEKELKOREN	PUU	8	4	50%	4	50%	0	0%	50%
4	COLSON	PUU	3	2	67%	0	0%	1	33%	33%
7	Kvalen	PUU	4	2	50%	0	0%	2	50%	0%
8	RAYMAEKERS	MAA	4	2	50%	2	50%	0	0%	50%
17	Gotch	MAA	6	2	33%	3	50%	1	17%	17%
1	Stoev	PUU	5	1	20%	2	40%	2	40%	-20%
6	Chalakov	PUU	4	1	25%	2	50%	1	25%	0%
11	Nagy	PUU	3	1	33%	2	67%	0	0%	33%
14	Padar	MAA	4	1	25%	1	25%	2	50%	-25%
15	Finoli	MAA	1	1	100%	0	0%	0	0%	100%



2014-2015

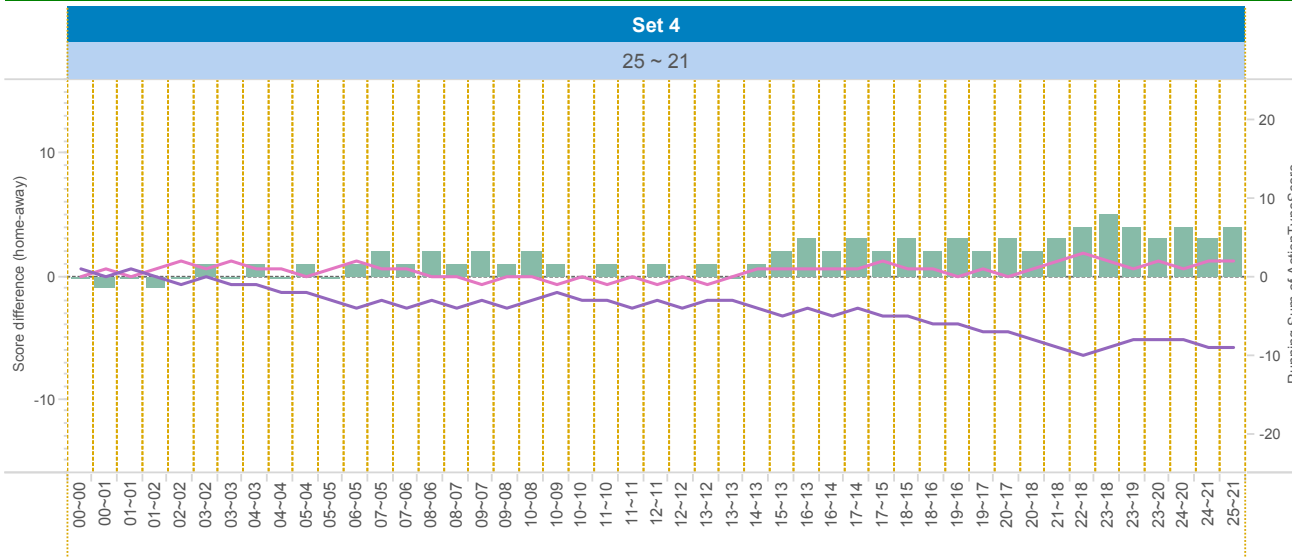
DATA

BelgiumVolleyStats.be
By Marnix Acar

© Trainerstuff.be
By Wouter Laroy

VIZ

(20150131) PUU ~ MAA (3 ~ 2)
Set analysis - Set 4



TEAM_NAME

- MAA
- PUU

UPPER LEFT:

+1: A# - B# - S# -1: A=, A/, B=, B/, S=, R=, D=, F=, S=

LOWER LEFT:

TOI = Team of Interest = Team analyzed OPP = Opponent
XXXServe = who served XXXSCORE = who got the point

LOWER RIGHT:

Attack sorted on #SCORE

Attacking skills

		Set 4													
		TOIServe						OPPServe							
		TOISCORE		OPPSCORE		Total	TOISCORE		OPPSCORE		Total	Total			
TOI	Scorin..	TOI	OPP	Total	TOI	OPP	Total	TOI	OPP	Total	TOI	OPP	Total		
MAA	A#	1		1		14	14	15		12		12	14		
	S#											2	2		
	A=				1		1	1	1	1			2		
	A/		1	1						1			1		
	S=				4		4	4	5	5			5		
	D=								1	1			1		
	Total	1	1	2	5	14	19	21	12	7	19	2	4	6	25
PUU	A#	2		2		12	12	14	14			1	1	15	
	S#	2		2										2	
	A=		1	1	1		1	2	1	1			1		
	A/		1	1							1		1		
	S=				5		5	5	4	4			4		
	D=				1		1	1							
	Total	4	2	6	7	12	19	25	14	5	19	1	1	2	21

		Count of SKILL	#SCORE	#SCORE%	NOSCORE	NOSCORE%	=SCORE	=SCORE%	EFF	
7	Kvalen	PUU	8	8	100%	0	0%	0	0%	100%
3	Broshog	MAA	4	4	100%	0	0%	0	0%	100%
5	KOEKELKOREN	PUU	6	4	67%	1	17%	1	17%	50%
14	Padar	MAA	6	4	67%	1	17%	1	17%	50%
16	Grozdanov	MAA	6	3	50%	3	50%	0	0%	50%
11	Nagy	PUU	3	2	67%	1	33%	0	0%	67%
4	COLSON	PUU	3	1	33%	1	33%	1	33%	0%
6	Chalakov	PUU	1	1	100%	0	0%	0	0%	100%
15	Finoli	MAA	1	1	100%	0	0%	0	0%	100%
17	Gotch	MAA	3	1	33%	1	33%	1	33%	0%
8	RAYMAEKERS	MAA	1	0	0%	0	0%	1	100%	###



2014-2015

DATA

BelgiumVolleyStats.be

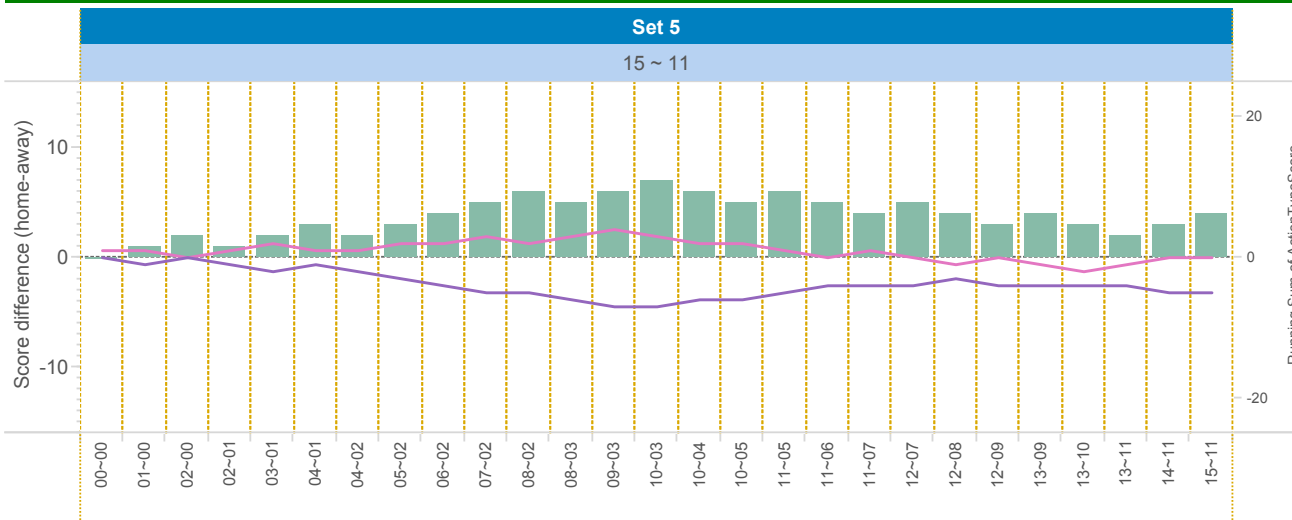
By Marnix Acar

© Trainerstuff.be
By Wouter Laroy

ZIV

(20150131) PUU ~ MAA (3 ~ 2)

Set analysis - Set 5



TEAM_NAME

- MAA
- PUU

UPPER LEFT:

+1: A# - B# - S# -1: A=, A/, B=, B/, S=, R=, D=, F=, S=

LOWER LEFT:

TOI = Team of Interest = Team analyzed OPP = Opponent
XXXServe = who served XXXSCORE = who got the point

LOWER RIGHT:

Attack sorted on #SCORE

		Set 5													
		TOIServe						OPPServe							
		TOIScore			OPPScore			Total	TOIScore			OPPScore			Total
TOI	Scorin..	TOI	OPP	Total	TOI	OPP	Total		TOI	OPP	Total	TOI	OPP	Total	
MAA	S#	1		1			1					1	1	1	
	A#	2		2		6	6	8	3		3		3	6	
	A/										1		1	1	
	A=		1	1			1	1		1	1		2	3	
	E=					1		1	1						1
	S=					1		1	1		3		3		3
	Total		3	1	4	2	6	8	12	3	4	7	3	4	7
PUU	S#	1		1			1	1				1	1	1	
	A#	3		3		3	3	6	6		2		2	8	
	A/		1	1			1	1						1	
	A=		2	2		1	1	3			1		1	1	
	E=									1	1			1	
	S=					3		3	3		1	1		1	
	Total		4	3	7	4	3	7	14	6	2	8	1	3	4

Attacking skills

		Count of SKILL	#SCORE	#SCORE%	NOSCORE	NOSCORE%	=SCORE	=SCORE%	EFF	
7	Kvalen	PUU	36	23	64%	5	14%	8	22%	42%
5	KOEKELKOREN	PUU	31	16	52%	12	39%	3	10%	42%
16	Grozdanov	MAA	26	14	54%	11	42%	1	4%	50%
17	Gotch	MAA	24	11	46%	7	29%	6	25%	21%
3	Broshog	MAA	14	10	71%	3	21%	1	7%	64%
11	Nagy	PUU	12	8	67%	4	33%	0	0%	67%
14	Padar	MAA	27	8	30%	12	44%	7	26%	4%
6	Chalakov	PUU	9	6	67%	2	22%	1	11%	56%
4	COLSON	PUU	11	4	36%	5	45%	2	18%	18%
8	RAYMAEKERS	MAA	8	4	50%	3	38%	1	13%	38%
1	Stoev	PUU	13	3	23%	6	46%	4	31%	-8%
15	Finoli	MAA	4	2	50%	1	25%	1	25%	25%
10	Höhne	MAA	2	1	50%	0	0%	1	50%	0%
2	KRUYNER	PUU	2	0	0%	0	0%	2	100%	####



2014-2015

DATA

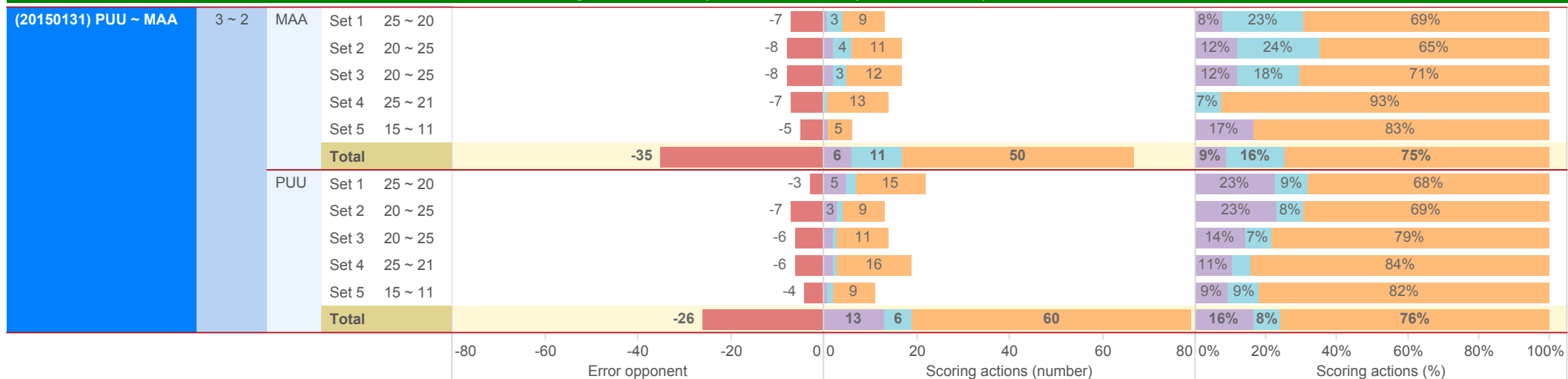
BelgiumVolleyStats.be
By Marnix Acar

© Trainerstuff.be
By Wouter Laroy

VIZ

(20150131) PUU ~ MAA (3 ~ 2)

Scoring Actions Analyzed: how were points made (per set)



S - Serve B - Block A - Attack



2014-2015

DATA

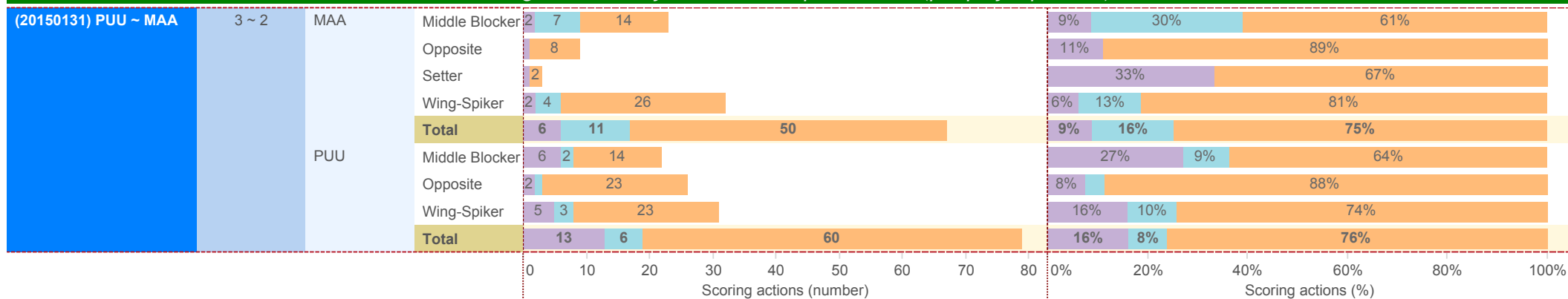
BelgiumVolleyStats.be
By Marnix Acar

© Trainerstuff.be
By Wouter Laroy

VIZ

(20150131) PUU ~ MAA (3 ~ 2)

Scoring Actions Analyzed: how were points made (per player position)





2014-2015

DATA

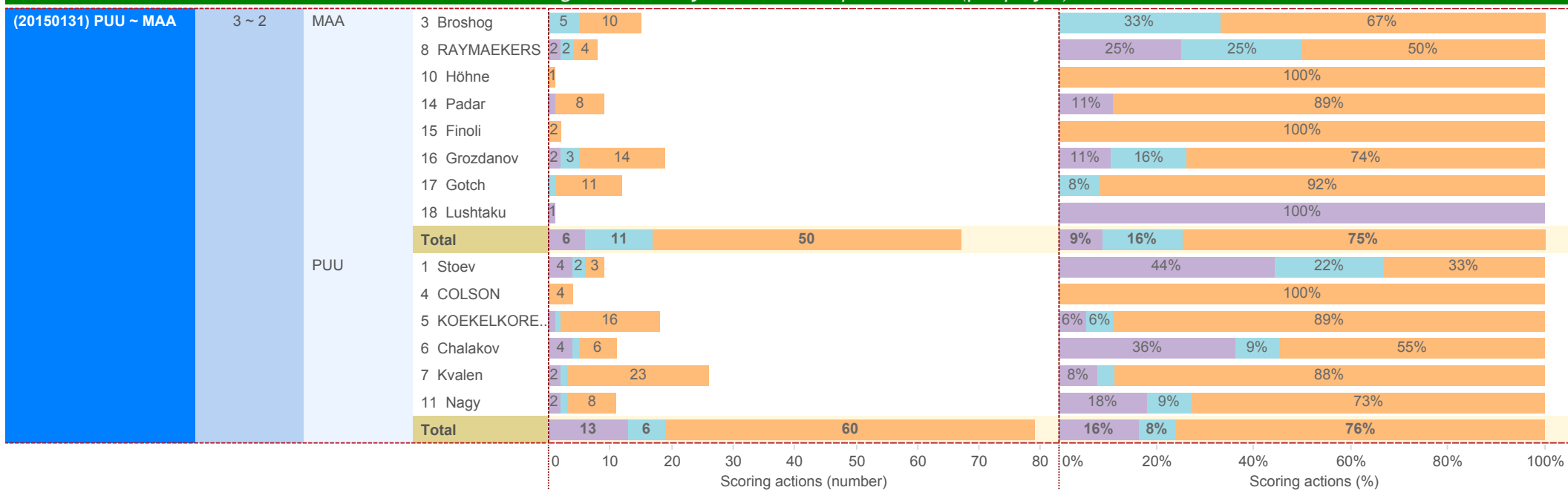
BelgiumVolleyStats.be
By Marnix Acar

© Trainerstuff.be
By Wouter Laroy

VIZ

(20150131) PUU ~ MAA (3 ~ 2)

Scoring Actions Analyzed: how were points made (per player)



S - Serve B - Block A - Attack



2014-2015

DATA

BelgiumVolleyStats.be
By Marnix Acar

© Trainerstuff.be
By Wouter Laroy

VIZ

(20150131) PUU ~ MAA (3 ~ 2)
Skills in detail (per player position): Attack/Block

Category	Team	Position	Skill						Count of SKILL	EFF
			#	+	!	-	/	=		
A - Attack	MAA	Middle Blocker	14 (64%)	4 (18%)		2 (9%)		2 (9%)	22	55%
		Opposite	8 (30%)	5 (19%)	4 (15%)	3 (11%)	4 (15%)	3 (11%)	27	4%
		Setter	2 (50%)		1 ()			1 (25%)	4	25%
		Wing-Spiker	26 (50%)	7 (13%)	4 (4%)	7 (13%)	2 (4%)	6 (12%)	52	35%
		Total	50 (48%)	16 (15%)	9 (6%)	12 (11%)	6 (6%)	12 (11%)	105	30%
	PUU	Middle Blocker	14 (67%)	1 (5%)		5 (24%)	1 (5%)		21	62%
		Opposite	23 (64%)	1 (3%)	2 (14%)	2 (6%)	5 (14%)	3 (8%)	36	42%
		Setter					1 (50%)	1 (50%)	2	-100%
		Wing-Spiker	23 (42%)	6 (11%)	2 (7%)	15 (27%)	4 (7%)	5 (9%)	55	25%
		Total	60 (53%)	8 (7%)	4 (10%)	22 (19%)	11 (10%)	9 (8%)	114	35%
B - Block	MAA	Middle Blocker	7 (29%)	2 (8%)	3 ()			12 (50%)	24	-21%
		Opposite		2 (29%)	1 ()			4 (57%)	7	-57%
		Setter						5 (100%)	5	-100%
		Wing-Spiker	4 (31%)	1 (8%)	1 ()			7 (54%)	13	-23%
		Total	11 (22%)	5 (10%)	5 ()			28 (57%)	49	-35%
	PUU	Middle Blocker	2 (8%)	1 (4%)	4 ()	2 (8%)		17 (65%)	26	-58%
		Opposite	1 (20%)		2 ()			2 (40%)	5	-20%
		Setter		1 (20%)	1 ()			3 (60%)	5	-60%
		Wing-Spiker	3 (33%)		2 ()			4 (44%)	9	-11%
		Total	6 (13%)	2 (4%)	9 ()	2 (4%)		26 (58%)	45	-44%
			0 50 100	0 10 20	0 5 10 15	0 10 20 30	0 5 10 15 20	0 20 40	0 50 100 150	-100% 0% 100%
			#	+	!	-	/	=	Count of SKILL	EFF



2014-2015

DATA

BelgiumVolleyStats.be
By Marnix Acar

© Trainerstuff.be
By Wouter Laroy

VIZ

(20150131) PUU ~ MAA (3 ~ 2)

Skills in detail (per player position): Serve/Reception

Skill	Team	Position	Game 1					Game 2					Count of SKILL	EFF
			#	+	!	-	/	=	#	+	!	-		
S - Serve	MAA	Middle Blocker	2 (7%)	4 (14%)	17 (0%)	4 (14%)	0	1 (4%)	28	4%				
		Opposite	1 (6%)	2 (11%)	4 (0%)	9 (50%)	0	2 (11%)	18	-6%				
		Setter	1 (4%)	6 (23%)	13 (0%)	5 (19%)	0	1 (4%)	26	0%				
		Wing-Spiker	2 (6%)	5 (16%)	8 (3%)	8 (26%)	1 (3%)	7 (23%)	31	-16%				
		Total	6 (6%)	17 (17%)	42 (1%)	26 (25%)	1 (1%)	11 (11%)	103	-5%				
	PUU	Middle Blocker	6 (18%)	8 (24%)	5 (3%)	4 (12%)	1 (3%)	10 (29%)	34	-12%				
		Opposite	2 (13%)	2 (13%)	3 (13%)	0	2 (13%)	6 (40%)	15	-27%				
		Setter	0	4 (24%)	8 (0%)	4 (24%)	0	1 (6%)	17	-6%				
		Wing-Spiker	5 (13%)	9 (24%)	9 (3%)	10 (26%)	1 (3%)	4 (11%)	38	3%				
		Total	13 (13%)	23 (22%)	25 (4%)	18 (17%)	4 (4%)	21 (20%)	104	-8%				
R - Reception	MAA	Libero	3 (30%)	1 (10%)	0	2 (20%)	0	4 (40%)	10	-40%				
		Middle Blocker	0	1 (100%)	0	0	0	0	1	0%				
		Wing-Spiker	15 (21%)	16 (22%)	7 (6%)	21 (29%)	4 (6%)	9 (13%)	72	-13%				
		Total	18 (22%)	18 (22%)	7 (5%)	23 (28%)	4 (5%)	13 (16%)	83	-16%				
	PUU	Libero	5 (31%)	5 (31%)	1 (0%)	4 (25%)	0	1 (6%)	16	-6%				
		Middle Blocker	0	1 (100%)	0	0	0	0	1	0%				
		Wing-Spiker	20 (27%)	31 (41%)	5 (1%)	13 (17%)	1 (1%)	5 (7%)	75	-7%				
		Total	25 (27%)	37 (40%)	6 (1%)	17 (18%)	1 (1%)	6 (7%)	92	-7%				



2014-2015

DATA

BelgiumVolleyStats.be
By Marnix Acar

© Trainerstuff.be
By Wouter Laroy

VIZ

(20150131) PUU ~ MAA (3 ~ 2)

Skills in detail (per player): Attack

A - Attack		#	+	!	-	/	=	Count of SKILL	EFF	
MAA	3 Broshog	10 (71%)	1 (7%)		2 (14%)		1 (7%)	14	64%	
	8 RAYMAEKERS	4 (50%)	3 (38%)				1 (13%)	8	38%	
	10 Höhne	1 (50%)					1 (50%)	2	0%	
	14 Padar	8 (30%)	5 (19%)	4 (15%)	3 (11%)	4 (15%)	3 (11%)	27	4%	
	15 Finoli	2 (50%)		1 ()			1 (25%)	4	25%	
	16 Grozdanov	14 (54%)	5 (19%)	2 ()	4 (15%)		1 (4%)	26	50%	
	17 Gotch	11 (46%)	2 (8%)	2 (8%)	3 (13%)	2 (8%)	4 (17%)	24	21%	
	Total	50 (48%)	16 (15%)	9 (6%)	12 (11%)	6 (6%)	12 (11%)	105	30%	
	PUU	1 Stoev	3 (23%)	2 (15%)		4 (31%)	2 (15%)	2 (15%)	13	-8%
		2 KRUYNER					1 (50%)	1 (50%)	2	-100%
4 COLSON		4 (36%)	1 (9%)	1 (9%)	3 (27%)	1 (9%)	1 (9%)	11	18%	
5 KOEKELKOREN		16 (52%)	3 (10%)	1 (3%)	8 (26%)	1 (3%)	2 (6%)	31	42%	
6 Chalakov		6 (67%)			2 (22%)	1 (11%)		9	56%	
7 Kvalen		23 (64%)	1 (3%)	2 (14%)	2 (6%)	5 (14%)	3 (8%)	36	42%	
11 Nagy		8 (67%)	1 (8%)		3 (25%)			12	67%	
Total	60 (53%)	8 (7%)	4 (10%)	22 (19%)	11 (10%)	9 (8%)	114	35%		
		#	+	!	-	/	=	Count of SKILL	EFF	



2014-2015

DATA

BelgiumVolleyStats.be
By Marnix Acar

© Trainerstuff.be
By Wouter Laroy

VIZ

(20150131) PUU ~ MAA (3 ~ 2)
Skills in detail (per player): Block

B - Block	Team	Player	Game Lost					Game Won					Count of SKILL	EFF
			#	+	!	-	/	=	Count of SKILL	EFF				
B - Block	MAA	3 Broshog	5 (38%)	2 (15%)	1 (0)			5 (38%)	13	0%				
		8 RAYMAEKERS	2 (18%)		2 (0)			7 (64%)	11	-45%				
		14 Padar		2 (29%)	1 (0)			4 (57%)	7	-57%				
		15 Finoli						5 (100%)	5	-100%				
		16 Grozdanov	3 (38%)	1 (13%)				4 (50%)	8	-13%				
		17 Gotch	1 (20%)		1 (0)			3 (60%)	5	-40%				
		Total	11 (22%)	5 (10%)	5 (0)			28 (57%)	49	-35%				
	PUU	1 Stoev	2 (40%)					3 (60%)	5	-20%				
		2 KRUYNER		1 (20%)	1 (0)			3 (60%)	5	-60%				
		4 COLSON			2 (0)				2	0%				
		5 KOEKELKOREN	1 (50%)					1 (50%)	2	0%				
		6 Chalakov	1 (5%)	1 (5%)	2 (0)	1 (5%)		14 (74%)	19	-68%				
		7 Kvalen	1 (20%)		2 (0)			2 (40%)	5	-20%				
		11 Nagy	1 (14%)		2 (0)	1 (14%)		3 (43%)	7	-29%				
Total	6 (13%)	2 (4%)	9 (0)	2 (4%)		26 (58%)	45	-44%						
		#	+	!	-	/	=	Count of SKILL	EFF					



2014-2015

DATA

BelgiumVolleyStats.be
By Marnix Acar

© Trainerstuff.be
By Wouter Laroy

VIZ

(20150131) PUU ~ MAA (3 ~ 2)
Skills in detail (per player): Serve

S - Serve	Team	Player	Skill						Count of SKILL	EFF		
			#	+	!	-	/	=				
S - Serve	MAA	3 Broshog		2 (14%)		9 ()		3 (21%)		14	0%	
		8 RAYMAEKERS	2 (14%)	2 (14%)		8 ()		1 (7%)		14	7%	
		9 Lecat						1 (100%)		1	0%	
		10 Höhne		1 (25%)		2 ()		1 (25%)		4	0%	
		14 Padar	1 (6%)	2 (11%)		4 ()		9 (50%)		2 (11%)	18	-6%
		15 Finoli		6 (25%)		12 ()		5 (21%)		1 (4%)	24	-4%
		16 Grozdanov	2 (17%)			2 (8%)		2 (17%)	1 (8%)	5 (42%)	12	-25%
		17 Gotch		4 (29%)		4 ()		4 (29%)		2 (14%)	14	-14%
		18 Lushtaku	1 (50%)			1 ()					2	50%
	Total	6 (6%)	17 (17%)	42 (1%)	26 (25%)	1 (1%)	11 (11%)	103	-5%			
	PUU	1 Stoev	4 (50%)			1 ()		1 (13%)		2 (25%)	8	25%
		2 KRUYNER		4 (24%)		8 ()		4 (24%)		1 (6%)	17	-6%
		4 COLSON		3 (33%)		5 ()				1 (11%)	9	-11%
		5 KOEKELKOREN	1 (5%)	6 (29%)		3 (5%)		9 (43%)	1 (5%)	1 (5%)	21	0%
		6 Chalakov	4 (22%)	4 (22%)		2 ()		1 (6%)		7 (39%)	18	-17%
		7 Kvalen	2 (13%)	2 (13%)		3 (13%)			2 (13%)	6 (40%)	15	-27%
		9 Mijatovic		1 (50%)						1 (50%)	2	-50%
		11 Nagy	2 (14%)	3 (21%)		3 (7%)		3 (21%)	1 (7%)	2 (14%)	14	0%
		Total	13 (13%)	23 (22%)	25 (4%)	18 (17%)	4 (4%)	21 (20%)	104	-8%		
		#	+	!	-	/	=	Count of SKILL	EFF			



2014-2015

DATA

BelgiumVolleyStats.be
By Marnix Acar

© Trainerstuff.be
By Wouter Laroy

VIZ

(20150131) PUU ~ MAA (3 ~ 2)
Skills in detail (per player): Reception

R - Reception	Team	Player	Skill						Count of SKILL	EFF
			#	+	!	-	/	=		
R - Reception	MAA	3 Broshog		1 (100%)					1	0%
		7 DERKONINGEN	3 (30%)	1 (10%)		2 (20%)		4 (40%)	10	-40%
		10 Höhne	1 (11%)	1 (11%)	1 ()	3 (33%)		3 (33%)	9	-33%
		16 Grozdanov	2 (11%)	4 (22%)	3 ()	6 (33%)		3 (17%)	18	-17%
		17 Gotch	12 (27%)	11 (24%)	3 (9%)	12 (27%)	4 (9%)	3 (7%)	45	-7%
		Total	18 (22%)	18 (22%)	7 (5%)	23 (28%)	4 (5%)	13 (16%)	83	-16%
	PUU	1 Stoev	4 (18%)	7 (32%)	1 ()	8 (36%)		2 (9%)	22	-9%
		4 COLSON	5 (29%)	11 (65%)				1 (6%)	17	-6%
		5 KOEKELKOREN	11 (31%)	13 (36%)	4 (3%)	5 (14%)	1 (3%)	2 (6%)	36	-6%
		6 Chalakov		1 (100%)					1	0%
		10 DE BONT	5 (31%)	5 (31%)	1 ()	4 (25%)		1 (6%)	16	-6%
Total		25 (27%)	37 (40%)	6 (1%)	17 (18%)	1 (1%)	6 (7%)	92	-7%	
		#	+	!	-	/	=	Count of SKILL	EFF	