



2014-2015

DATA

BelgiumVolleyStats.be
By Marnix Acar

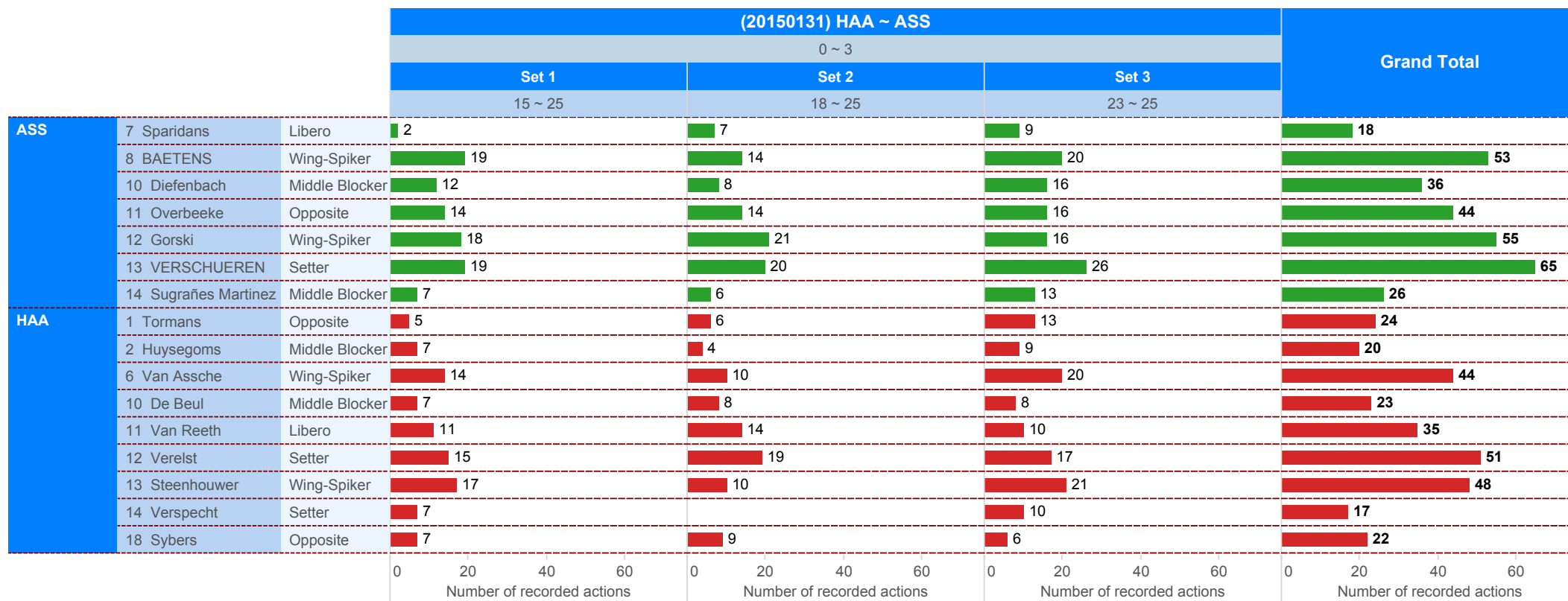
© **Trainerstuff.be**
By Wouter Laroy

VIZ

Scouting data provided by: Marnix Acar - www.BelgiumVolleyStats.be

Data processing and vizualization: Wouter Laroy - www.trainerstuff.be

Questions/Remarks/Suggestions: info@belgiumvolleystats.be - wouterstrainerstuff@gmail.com



■ SET LOST ■ SET WON



2014-2015

DATA

BelgiumVolleyStats.be
By Marnix Acar

© Trainerstuff.be
By Wouter Laroy

VIZ

(20150131) HAA ~ ASS (0 ~ 3)
Game analysis

TOI	ScoringActi..	TOIServe						OPPServe							
		TOISCORE			OPPSCORE			Total	TOISCORE			OPPSCORE			Total
		TOI	OPP	Total	TOI	OPP	Total		TOI	OPP	Total	TOI	OPP	Total	
ASS	A#	12		12		24	24	36	32	1	33		5	5	38
	S#	7		7				7					2	2	2
	A=		5	5			5	5		1	1	7		7	8
	A/		11	11			11	11				4		4	4
	S=				13		13	13		5	5				5
	E=		1	1	1		1	2							
	Total		19	17	36	14	24	38	74	32	7	39	11	7	18
HAA	A#	5		5	1	32	33	38	24		24		12	12	36
	S#	2		2			2	2					7	7	7
	A=		7	7	1		1	8				5		5	5
	A/		4	4			4	4				11		11	11
	S=				5		5	5		13	13				13
	E=									1	1	1		1	2
	Total		7	11	18	7	32	39	57	24	14	38	17	19	36

Attack

		Count of SKILL	%SCORE%	=SCORE%	EFF
10 De Beul	HAA	2	100%	0%	100%
12 Verelst	HAA	1	100%	0%	100%
13 VERSCHUEREN	ASS	1	100%	0%	100%
2 Huysegoms	HAA	4	75%	25%	50%
12 Gorski	ASS	16	69%	6%	63%
14 Sugrañes Martin..	ASS	3	67%	0%	67%
8 BAETENS	ASS	16	63%	13%	50%
11 Overbeeke	ASS	27	59%	19%	41%
1 Tormans	HAA	15	53%	20%	33%
10 Diefenbach	ASS	8	50%	38%	13%
18 Sybers	HAA	16	44%	44%	0%
6 Van Assche	HAA	12	33%	0%	33%
13 Steenhouwer	HAA	20	25%	30%	-5%

Block

		Count of SKILL	#
8 BAETENS	ASS	3	3
14 Sugrañes Martinez	ASS	9	3
10 De Beul	HAA	8	2
11 Overbeeke	ASS	3	2
10 Diefenbach	ASS	10	1
12 Gorski	ASS	3	1
13 Steenhouwer	HAA	3	1
13 VERSCHUEREN	ASS	4	1
14 Verspecht	HAA	1	1
1 Tormans	HAA	4	
2 Huysegoms	HAA	4	
6 Van Assche	HAA	1	
12 Verelst	HAA	1	
18 Sybers	HAA	1	

Serve

		Count of SKILL	#%	=%
11 Overbeeke	ASS	12	25%	33%
1 Tormans	HAA	5	20%	
8 BAETENS	ASS	10	20%	10%
12 Gorski	ASS	9	11%	33%
12 Verelst	HAA	9	11%	11%
13 VERSCHUEREN	ASS	12	8%	17%
2 Huysegoms	HAA	11		18%
6 Van Assche	HAA	8		
10 De Beul	HAA	11		
10 Diefenbach	ASS	17		6%
13 Steenhouwer	HAA	7		14%
14 Sugrañes Martinez	ASS	14		14%
14 Verspecht	HAA	3		33%
18 Sybers	HAA	3		

Reception

		Count of SKILL	#%	+%	=%
7 Sparidans	ASS	11	36%	45%	
6 Van Assche	HAA	21	24%	33%	10%
13 Steenhouwer	HAA	17	24%	29%	6%
11 Van Reeth	HAA	23	9%	39%	17%
12 Gorski	ASS	23	9%	57%	
8 BAETENS	ASS	18	6%	44%	11%

UPPER:
TOI = Team of Interest = Team analyzed OPP = Opponent
XXXServe = who served XXXSCORE = who got the point



2014-2015

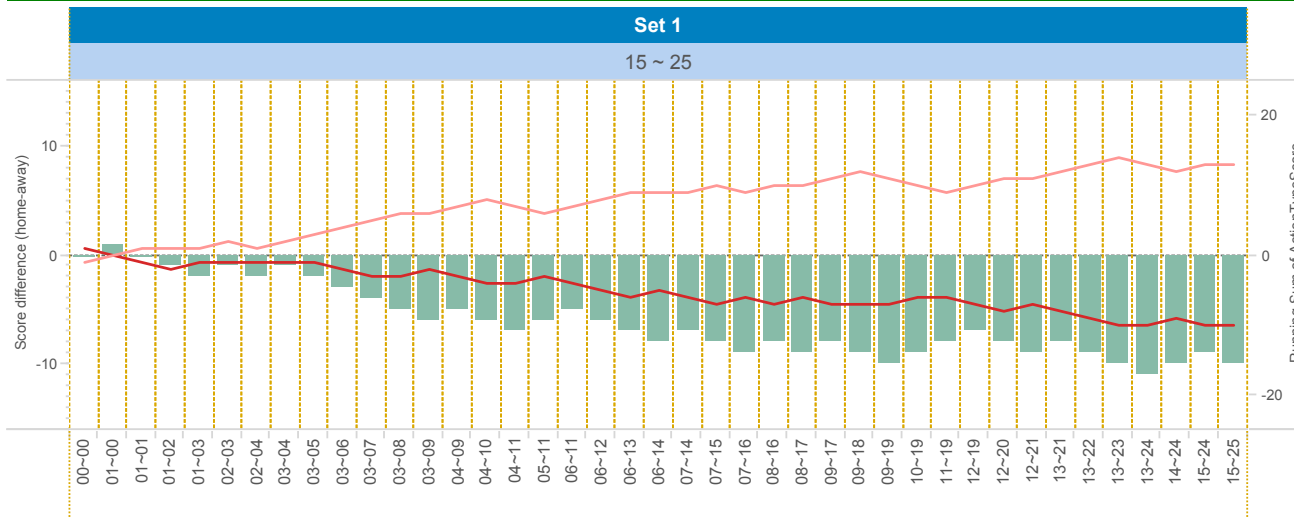
DATA

BelgiumVolleyStats.be
By Marnix Acar

© Trainerstuff.be
By Wouter Iaroy

VIZ

(20150131) HAA ~ ASS (0 ~ 3)
Set analysis - Set 1



TEAM_NAME

- ASS
- HAA

UPPER LEFT:

+1: A# - B# - S# -1: A=, A/, B=, B/, S=, R=, D=, F=, S=

LOWER LEFT:

TOI = Team of Interest = Team analyzed OPP = Opponent
XXXServe = who served XXXSCORE = who got the point

LOWER RIGHT:

Attack sorted on #SCORE

Attacking skills

		Set 1													
		TOIServe						OPPServe							
		TOIScore			OPPScore			Total	TOIScore			OPPScore			Total
TOI	Scorin..	TOI	OPP	Total	TOI	OPP	Total	TOI	OPP	Total	TOI	OPP	Total	Total	
ASS	A#	5		5		7	7	12	10		10		1	1	11
	S#	4		4				4							
	A=		1	1				1			1			1	
	A/		4	4				4			2			2	
	S=				4		4	4		1	1				1
	Total		9	5	14	4	7	11	25	10	1	11	3	1	4
HAA	A#	1		1		10	10	11	7		7		5	5	12
	S#											4		4	
	A=		1	1				1			1			1	
	A/		2	2				2			4			4	
	S=				1		1	1		4	4				4
	Total		1	3	4	1	10	11	15	7	4	11	5	9	14

		Count of SKILL	#SCORE	#SCORE%	NOSCORE	NOSCORE%	=SCORE	=SCORE%	EFF	
8	BAETENS	ASS	8	5	63%	2	25%	1	13%	50%
11	Overbeeke	ASS	7	4	57%	2	29%	1	14%	43%
12	Gorski	ASS	4	4	100%	0	0%	0	0%	100%
2	Huysegoms	HAA	3	3	100%	0	0%	0	0%	100%
18	Sybers	HAA	4	2	50%	1	25%	1	25%	25%
1	Tormans	HAA	2	1	50%	0	0%	1	50%	0%
10	De Beul	HAA	1	1	100%	0	0%	0	0%	100%
10	Diefenbach	ASS	2	1	50%	0	0%	1	50%	0%
13	Steenhouwer	HAA	9	1	11%	5	56%	3	33%	-22%
14	Sugrañes Martinez	ASS	1	1	100%	0	0%	0	0%	100%
6	Van Assche	HAA	3	0	0%	3	100%	0	0%	0%



2014-2015

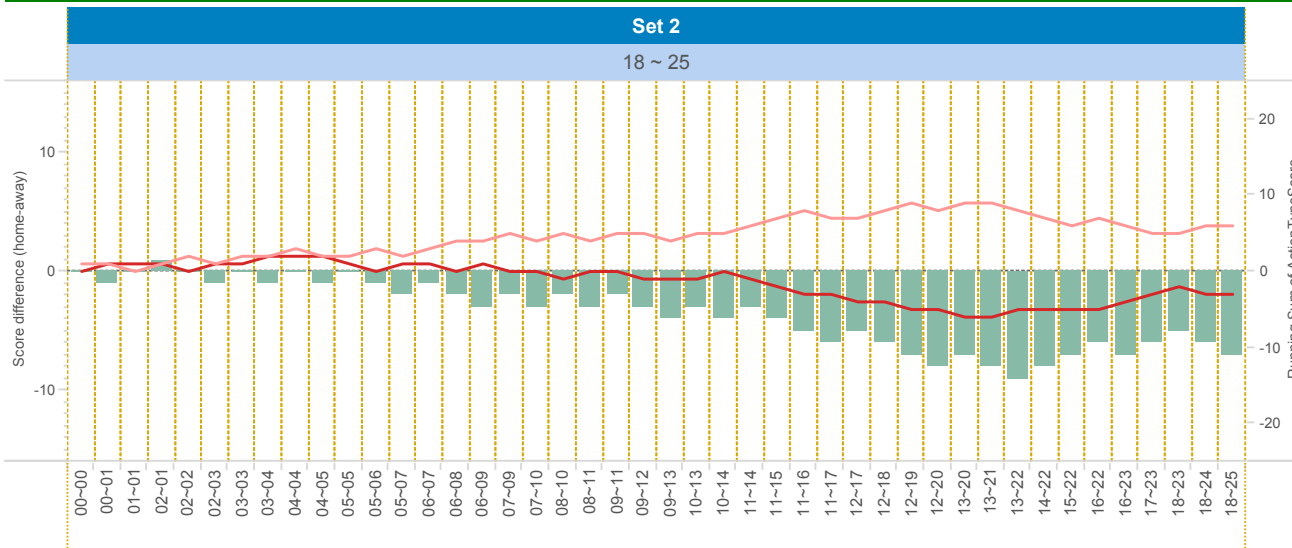
DATA

BelgiumVolleyStats.be
By Marnix Acar

© Trainerstuff.be
By Wouter Iaroy

ZIV

(20150131) HAA ~ ASS (0 ~ 3)
Set analysis - Set 2



TEAM_NAME

ASS

HAA

UPPER LEFT:

+1: A# - B# - S# -1: A=, A/, B=, B/, S=, R=, D=, F=, S=

LOWER LEFT:

TOI = Team of Interest = Team analyzed OPP = Opponent
XXXServe = who served XXXSCORE = who got the point

LOWER RIGHT:

Attack sorted on #SCORE

Attacking skills

		Set 2													
		TOIServe						OPPServe							
		TOIScore			OPPScore			Total	TOIScore			OPPScore			Total
TOI	Scorin..	TOI	OPP	Total	TOI	OPP	Total	TOI	OPP	Total	TOI	OPP	Total	Total	
ASS	A#	2		2		9	9	11	12	1	13			13	
	S#	3		3				3				1	1	1	
	A=		1	1				1			3		3	3	
	A/		3	3				3						3	
	S=				5		5	5		2	2			2	
	E=		1	1				1							
	Total		5	5	10	5	9	14	24	12	3	15	3	1	4
HAA	A#				1	12	13	13	9		9		2	2	11
	S#	1		1				1				3	3	3	
	A=		3	3				3			1		1	1	
	A/							3			3		3	3	
	S=				2		2	2		5	5			5	
	E=											1		1	
Total		1	3	4	3	12	15	19	9	5	14	5	5	10	24

		Count of SKILL	#SCORE	#SCORE%	NOSCORE	NOSCORE%	=SCORE	=SCORE%	EFF	
11	Overbeeke	ASS	8	5	63%	2	25%	1	13%	50%
12	Gorski	ASS	8	4	50%	3	38%	1	13%	38%
18	Sybers	HAA	6	3	50%	1	17%	2	33%	17%
1	Tormans	HAA	4	2	50%	1	25%	1	25%	25%
6	Van Assche	HAA	3	2	67%	1	33%	0	0%	67%
8	BAETENS	ASS	2	2	100%	0	0%	0	0%	100%
10	De Beul	HAA	1	1	100%	0	0%	0	0%	100%
10	Diefenbach	ASS	2	1	50%	0	0%	1	50%	0%
12	Verelst	HAA	1	1	100%	0	0%	0	0%	100%
13	Steenhouwer	HAA	2	1	50%	1	50%	0	0%	50%
13	VERSCHUEREN	ASS	1	1	100%	0	0%	0	0%	100%
14	Sugrañes Martin..	ASS	1	1	100%	0	0%	0	0%	100%
2	Huysegoms	HAA	1	0	0%	0	0%	1	100%	-100%



2014-2015

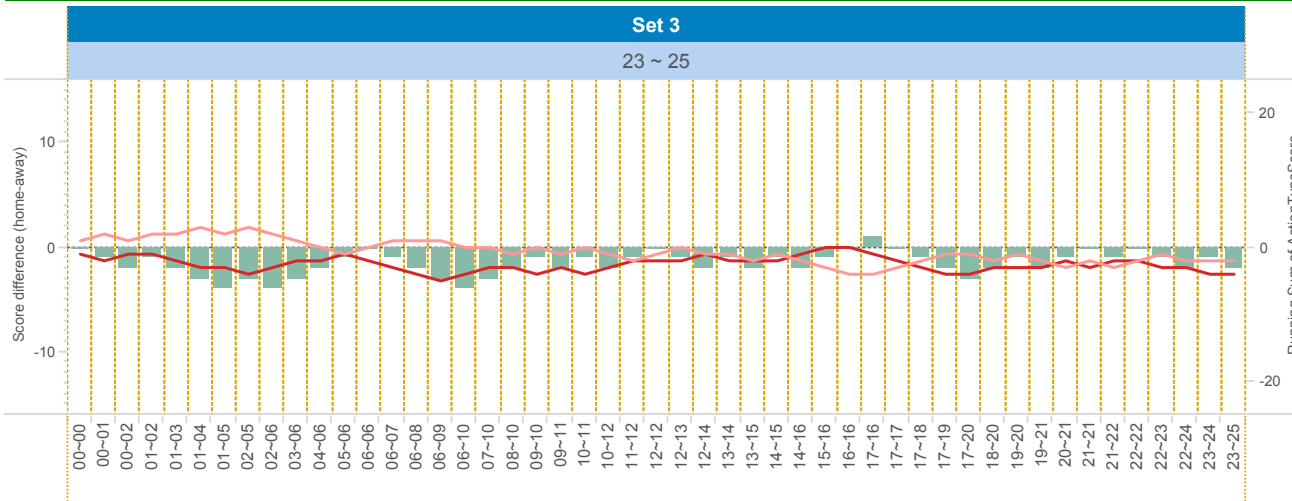
DATA

BelgiumVolleyStats.be
By Marnix Acar

© Trainerstuff.be
By Wouter Laroy

ZIV

(20150131) HAA ~ ASS (0 ~ 3)
Set analysis - Set 3



TEAM_NAME

- ASS
- HAA

UPPER LEFT:

+1: A# - B# - S# -1: A=, A/, B=, B/, S=, R=, D=, F=, S=

LOWER LEFT:

TOI = Team of Interest = Team analyzed OPP = Opponent
XXXServe = who served XXXSCORE = who got the point

LOWER RIGHT:

Attack sorted on #SCORE

		Set 3															
		TOIServe							OPPServe								
		TOIScore			OPPScore				Total	TOIScore			OPPScore				Total
TOI	Scorin..	TOI	OPP	Total	TOI	OPP	Total	TOI		OPP	Total	TOI	OPP	Total	Total		
ASS	A#	5		5		8	8	13	10		10		4	4	14		
	S#												1	1	1		
	A=		3	3				3		1	1	3		3	4		
	A/		4	4				4				2		2	2		
	S=					4	4	4		2	2				2		
	E=					1	1	1								1	
	Total	5	7	12	5	8	13	25	10	3	13	5	5	10	23		
HAA	A#	4		4		10	10	14	8		8		5	5	13		
	S#	1		1				1							1		
	A=		3	3		1	1	4				3		3	3		
	A/		2	2				2				4		4	4		
	S=					2	2	2		4	4				4		
	E=									1	1				1		
	Total	5	5	10	3	10	13	23	8	5	13	7	5	12	25		

Attacking skills

		Count of SKILL	#SCORE	#SCORE%	NOSCORE	NOSCORE%	=SCORE	=SCORE%	EFF	
11	Overbeeke	ASS	12	7	58%	2	17%	3	25%	33%
1	Tormans	HAA	9	5	56%	3	33%	1	11%	44%
8	BAETENS	ASS	6	3	50%	2	33%	1	17%	33%
12	Gorski	ASS	4	3	75%	1	25%	0	0%	75%
13	Steenhouwer	HAA	9	3	33%	3	33%	3	33%	0%
6	Van Assche	HAA	6	2	33%	4	67%	0	0%	33%
10	Diefenbach	ASS	4	2	50%	1	25%	1	25%	25%
18	Sybers	HAA	6	2	33%	0	0%	4	67%	-33%
14	Sugrañes Martinez	ASS	1	0	0%	1	100%	0	0%	0%



2014-2015

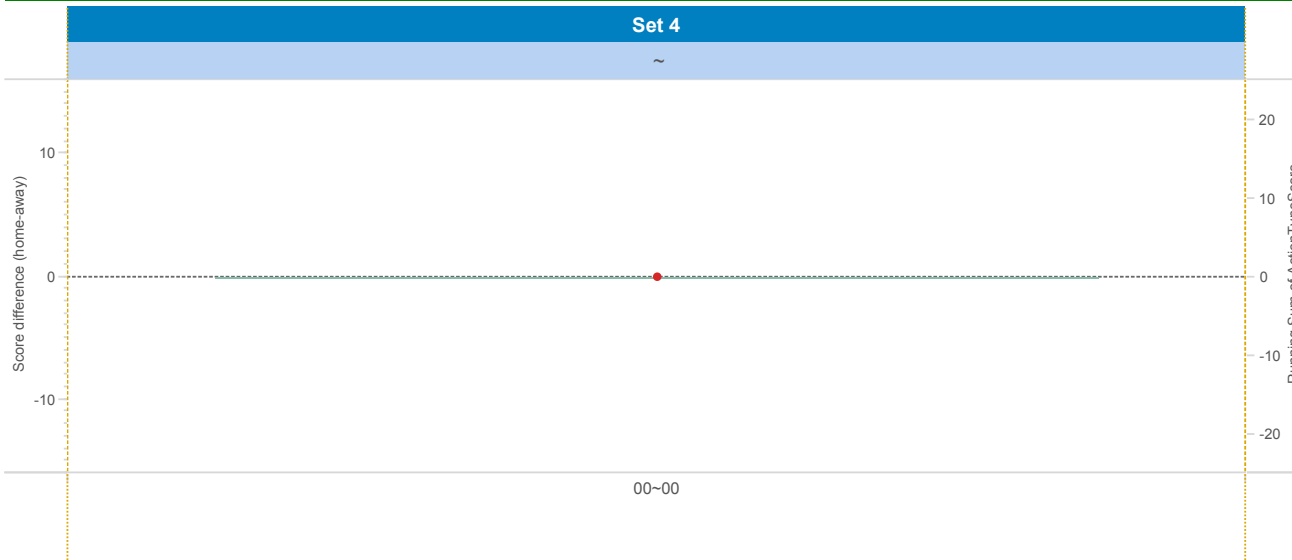
DATA

BelgiumVolleyStats.be
By Marnix Acar

© Trainerstuff.be
By Wouter Laroy

VIZ

(20150131) HAA ~ ASS (0 ~ 3)
Set analysis - Set 4



TEAM_NAME

■ HAA

UPPER LEFT:

+1: A# - B# - S# -1: A=, A/, B=, B/, S=, R=, D=, F=, S=

LOWER LEFT:

TOI = Team of Interest = Team analyzed OPP = Opponent
XXXServe = who served XXXSCORE = who got the point

LOWER RIGHT:

Attack sorted on #SCORE

Attacking skills



2014-2015

DATA

BelgiumVolleyStats.be
By Marnix Acar

© **Trainerstuff.be**
By Wouter Laroy

VIZ

(20150131) HAA ~ ASS (All)
Set analysis - Set 5

TEAM_NAME

UPPER LEFT:

+1: A# - B# - S# **-1:** A=, A/, B=, B/, S=, R=, D=, F=, S=

LOWER LEFT:

TOI = Team of Interest = Team analyzed **OPP** = Opponent
XXXServe = who served **XXXSCORE** = who got the point

LOWER RIGHT:

Attack sorted on #SCORE

Attacking skills

		Count of SKILL	#SCORE	#SCORE%	NOSCORE	NOSCORE%	=SCORE	=SCORE%	EFF
11 Overbeeke	ASS	27	16	59%	6	22%	5	19%	41%
12 Gorski	ASS	16	11	69%	4	25%	1	6%	63%
8 BAETENS	ASS	16	10	63%	4	25%	2	13%	50%
1 Tormans	HAA	15	8	53%	4	27%	3	20%	33%
18 Sybers	HAA	16	7	44%	2	13%	7	44%	0%
13 Steenhouwer	HAA	20	5	25%	9	45%	6	30%	-5%
6 Van Assche	HAA	12	4	33%	8	67%	0	0%	33%
10 Diefenbach	ASS	8	4	50%	1	13%	3	38%	13%
2 Huysegoms	HAA	4	3	75%	0	0%	1	25%	50%
10 De Beul	HAA	2	2	100%	0	0%	0	0%	100%
14 Sugrañes Martin..	ASS	3	2	67%	1	33%	0	0%	67%
12 Verelst	HAA	1	1	100%	0	0%	0	0%	100%
13 VERSCHUEREN	ASS	1	1	100%	0	0%	0	0%	100%



2014-2015

DATA

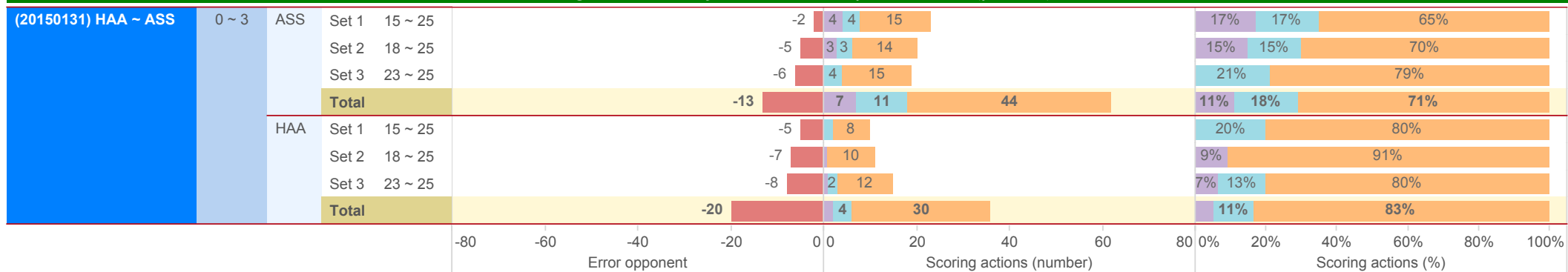
BelgiumVolleyStats.be
By Marnix Acar

© Trainerstuff.be
By Wouter Laroy

VIZ

(20150131) HAA ~ ASS (0 ~ 3)

Scoring Actions Analyzed: how were points made (per set)



S - Serve B - Block A - Attack



2014-2015

DATA

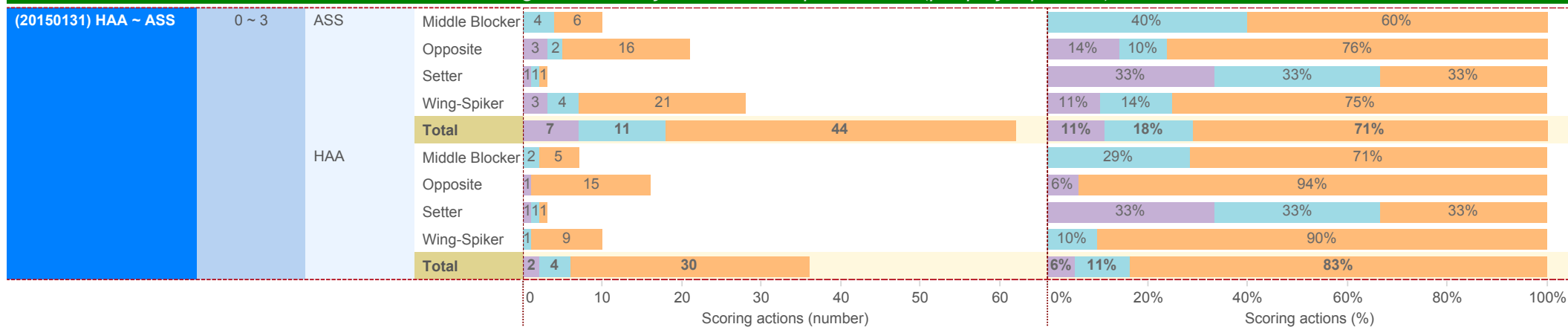
BelgiumVolleyStats.be
By Marnix Acar

© Trainerstuff.be
By Wouter Laroy

VIZ

(20150131) HAA ~ ASS (0 ~ 3)

Scoring Actions Analyzed: how were points made (per player position)



S - Serve B - Block A - Attack



2014-2015

DATA

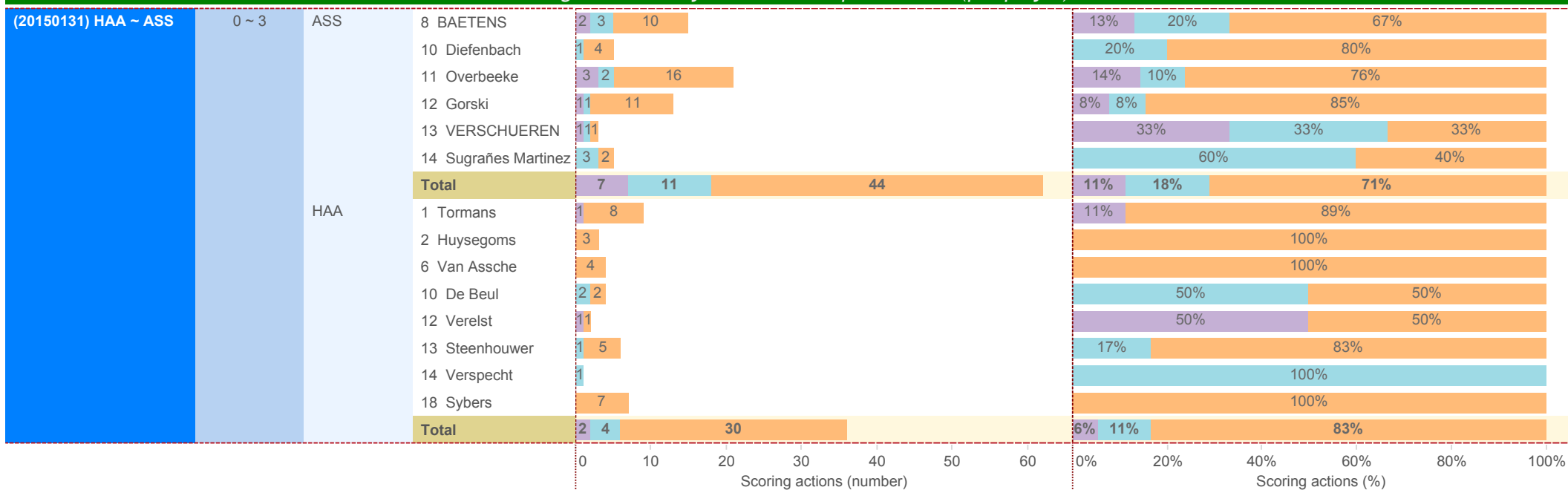
BelgiumVolleyStats.be
By Marnix Acar

© Trainerstuff.be
By Wouter Laroy

VIZ

(20150131) HAA ~ ASS (0 ~ 3)

Scoring Actions Analyzed: how were points made (per player)



S - Serve B - Block A - Attack



2014-2015

DATA

BelgiumVolleyStats.be
By Marnix Acar

© Trainerstuff.be
By Wouter Laroy

VIZ

(20150131) HAA ~ ASS (0 ~ 3)
Skills in detail (per player position): Attack/Block

Category	Position	Skill	Game Won (Green)						Game Lost (Red)		EFF																							
			Count	%	Count	%	Count	%	Count	%																								
A - Attack	ASS	Middle Blocker	6	(55%)	1	()	1	(9%)	3	(27%)	11	27%																						
		Opposite	16	(59%)	2	(11%)	4	(15%)	3	(11%)	27	41%																						
		Setter	1	(100%)							1	100%																						
		Wing-Spiker	21	(66%)	1	(3%)	3	(3%)	4	(13%)	1	(3%)	2	(6%)	32	56%																		
		Total	44	(62%)	1	(1%)	6	(6%)	9	(13%)	4	(6%)	7	(10%)	71	46%																		
	HAA	Middle Blocker	5	(83%)					1	(17%)	6	67%																						
		Opposite	15	(48%)	1	(3%)	1	(16%)	4	(13%)	5	(16%)	5	(16%)	31	16%																		
		Setter	1	(100%)										1	100%																			
		Wing-Spiker	9	(28%)	4	(13%)	4	(16%)	9	(28%)	5	(16%)	1	(3%)	32	9%																		
		Total	30	(43%)	5	(7%)	5	(16%)	13	(19%)	11	(16%)	6	(9%)	70	19%																		
B - Block	ASS	Middle Blocker	4	(21%)	2	(11%)	3	()	1	(5%)	9	(47%)	19	-26%																				
		Opposite	2	(67%)			1	()			3		3	67%																				
		Setter	1	(25%)			1	()			2	(50%)	4	-25%																				
		Wing-Spiker	4	(67%)	1	(17%)					1	(17%)	6	50%																				
		Total	11	(34%)	3	(9%)	5	()	1	(3%)	12	(38%)	32	-3%																				
	HAA	Middle Blocker	2	(17%)	1	(8%)	5	()			4	(33%)	12	-17%																				
		Opposite					1	()			4	(80%)	5	-80%																				
		Setter	1	(50%)							1	(50%)	2	0%																				
		Wing-Spiker	1	(25%)							3	(75%)	4	-50%																				
		Total	4	(17%)	1	(4%)	6	()	1	(3%)	12	(52%)	23	-35%																				
			0	20	40	60	80	0	5	0	5	10	0	10	20	0	5	10	15	20	0	10	20	0	20	40	60	80	-100%	0%	100%			
			#				+				!				-				/				=				Count of SKILL				EFF			



2014-2015

DATA

BelgiumVolleyStats.be
By Marnix Acar

© Trainerstuff.be
By Wouter Laroy

VIZ

(20150131) HAA ~ ASS (0 ~ 3)
Skills in detail (per player position): Serve/Reception

S - Serve	ASS	Middle Blocker	#		%		/	=	Count of SKILL	EFF							
			0	5	10	15					20	0	20	40	0	10	20
			13 (42%)	12 ()	3 (10%)	31				-10%							
		Opposite	3 (25%)	2 (17%)	1 (8%)	12				-8%							
		Setter	1 (8%)	2 (17%)	4 ()	12				-8%							
		Wing-Spiker	3 (16%)	2 (11%)	4 (11%)	19				-5%							
		Total	7 (9%)	19 (26%)	21 (4%)	11 (15%)	3 (4%)	13 (18%)	74	-8%							
	HAA	Middle Blocker	5 (23%)	11 (9%)	2 (9%)	22				-9%							
		Opposite	1 (13%)	3 (38%)	2 ()	8				13%							
		Setter	1 (8%)	3 (25%)	5 ()	12				-8%							
		Wing-Spiker	3 (20%)	8 (7%)	2 (13%)	15				-7%							
		Total	2 (4%)	14 (25%)	26 (5%)	7 (12%)	3 (5%)	5 (9%)	57	-5%							
R - Reception	ASS	Libero	4 (36%)	5 (45%)	2 (18%)	11				0%							
		Wing-Spiker	3 (7%)	21 (51%)	12 (29%)	41				-5%							
		Total	7 (13%)	26 (50%)	14 (27%)	52				-4%							
	HAA	Libero	2 (9%)	9 (39%)	8 (35%)	23				-17%							
		Wing-Spiker	9 (24%)	12 (32%)	1 (8%)	38				-8%							
		Total	11 (18%)	21 (34%)	1 (5%)	18 (30%)	3 (5%)	7 (11%)	61	-11%							



2014-2015

DATA

BelgiumVolleyStats.be
By Marnix Acar

© Trainerstuff.be
By Wouter Laroy

VIZ

(20150131) HAA ~ ASS (0 ~ 3)
Skills in detail (per player): Attack

A - Attack		ASS	8 BAETENS	10 Diefenbach	11 Overbeeke	12 Gorski	13 VERSCHUEREN	14 Sugrañes Martinez	Total	HAA	1 Tormans	2 Huysegoms	6 Van Assche	10 De Beul	12 Verelst	13 Steenhouwer	18 Sybers	Total	#	+	!	-	/	=	Count of SKILL	EFF
			10 (63%)	4 (50%)	16 (59%)	11 (69%)	1 (100%)	2 (67%)	44 (62%)		8 (53%)	3 (75%)	4 (33%)	2 (100%)	1 (100%)	5 (25%)	7 (44%)	30 (43%)							16	50%
			2 (6%)	1 (13%)	2 (11%)	1 ()	1 ()	1 ()	6 (6%)		1 (7%)	1 (13%)	1 (8%)	3 ()	3 (15%)	1 (25%)	3 (15%)	5 (7%)							8	13%
			2 (13%)	4 (15%)	3 (11%)	2 (13%)			9 (13%)		2 (13%)	2 (25%)	4 (33%)		4 (33%)	5 (25%)	2 (13%)	13 (19%)						27	41%	
			1 (6%)	3 (38%)	2 (7%)	1 (6%)			7 (10%)		2 (13%)	1 (25%)			1 (5%)	5 (25%)	3 (19%)	11 (16%)						16	63%	
			16	8	27	16	1	3	71		15	4	12	2	1	20	16	70							1	100%
			13%	41%	63%	100%	67%	46%			33%	50%	33%	100%	100%	-5%	0%	19%								



2014-2015

DATA

BelgiumVolleyStats.be
By Marnix Acar

© Trainerstuff.be
By Wouter Laroy

VIZ

(20150131) HAA ~ ASS (0 ~ 3)
Skills in detail (per player): Block

B - Block	Skill	Game Outcome						Count of SKILL	EFF
		#	+	!	-	/	=		
ASS	8 BAETENS	3 (100%)						3	100%
	10 Diefenbach	1 (10%)	1 (10%)	2 ()			6 (60%)	10	-50%
	11 Overbeeke	2 (67%)		1 ()			3	3	67%
	12 Gorski	1 (33%)	1 (33%)	1 ()			3	3	0%
	13 VERSCHUEREN	1 (25%)		1 ()			2 (50%)	4	-25%
	14 Sugrañes Martinez	3 (33%)	1 (11%)	1 ()	1 (11%)		3 (33%)	9	0%
	Total	11 (34%)	3 (9%)	5 ()	1 (3%)		12 (38%)	32	-3%
	HAA	1 Tormans			1 ()			3 (75%)	4
2 Huysegoms				3 ()			1 (25%)	4	-25%
6 Van Assche							1 (100%)	1	-100%
10 De Beul		2 (25%)	1 (13%)	2 ()			3 (38%)	8	-13%
12 Verelst							1 (100%)	1	-100%
13 Steenhower		1 (33%)					2 (67%)	3	-33%
14 Verspecht		1 (100%)						1	100%
18 Sybers							1 (100%)	1	-100%
Total	4 (17%)	1 (4%)	6 ()			12 (52%)	23	-35%	
		#	+	!	-	/	=	Count of SKILL	EFF



2014-2015

DATA

BelgiumVolleyStats.be
By Marnix Acar

© Trainerstuff.be
By Wouter Laroy

VIZ

(20150131) HAA ~ ASS (0 ~ 3)
Skills in detail (per player): Serve

S - Serve	ASS	Player	Game Outcome						Count of SKILL	EFF
			#	+	!	-	/	=		
S - Serve	ASS	8 BAETENS	2 (20%)	2 (20%)	3 (10%)	1 (10%)	1 (10%)	1 (10%)	10	10%
		10 Diefenbach		9 (53%)	6 ()	1 (6%)	1 (6%)	1 (6%)	17	-6%
		11 Overbeeke	3 (25%)	2 (17%)	1 (8%)	1 (8%)	1 (8%)	4 (33%)	12	-8%
		12 Gorski	1 (11%)		1 (11%)	3 (33%)	1 (11%)	3 (33%)	9	-22%
		13 VERSCHUEREN	1 (8%)	2 (17%)	4 ()	3 (25%)		2 (17%)	12	-8%
		14 Sugrañes Martinez		4 (29%)	6 ()	2 (14%)		2 (14%)	14	-14%
		Total	7 (9%)	19 (26%)	21 (4%)	11 (15%)	3 (4%)	13 (18%)	74	-8%
	HAA	1 Tormans	1 (20%)	1 (20%)	2 ()	1 (20%)			5	20%
		2 Huysegoms		2 (18%)	4 (18%)	1 (9%)	2 (18%)	2 (18%)	11	-18%
		6 Van Assche		1 (13%)	4 (13%)	2 (25%)	1 (13%)		8	0%
		10 De Beul		3 (27%)	7 ()	1 (9%)			11	0%
		12 Verelst	1 (11%)	3 (33%)	3 ()	1 (11%)		1 (11%)	9	0%
		13 Steenhower		2 (29%)	4 ()			1 (14%)	7	-14%
		14 Verspecht			2 ()			1 (33%)	3	-33%
		18 Sybers		2 (67%)		1 (33%)			3	0%
Total	2 (4%)	14 (25%)	26 (5%)	7 (12%)	3 (5%)	5 (9%)	57	-5%		
		#	+	!	-	/	=	Count of SKILL	EFF	



2014-2015

DATA

BelgiumVolleyStats.be
By Marnix Acar

© Trainerstuff.be
By Wouter Laroy

VIZ

(20150131) HAA ~ ASS (0 ~ 3)
Skills in detail (per player): Reception

R - Reception	ASS	Player	#	+	!	-	/	=	Count of SKILL	EFF
R - Reception	ASS	7 Sparidans	4 (36%)	5 (45%)		2 (18%)			11	0%
		8 BAETENS	1 (6%)	8 (44%)		6 (33%)	1 (6%)	2 (11%)	18	-11%
		12 Gorski	2 (9%)	13 (57%)		6 (26%)	2 (9%)		23	0%
		Total	7 (13%)	26 (50%)		14 (27%)	3 (6%)	2 (4%)	52	-4%
	HAA	6 Van Assche	5 (24%)	7 (33%)		5 (24%)	2 (10%)	2 (10%)	21	-10%
		11 Van Reeth	2 (9%)	9 (39%)		8 (35%)		4 (17%)	23	-17%
		13 Steenhouwer	4 (24%)	5 (29%)	1 (6%)	5 (29%)	1 (6%)	1 (6%)	17	-6%
		Total	11 (18%)	21 (34%)	1 (5%)	18 (30%)	3 (5%)	7 (11%)	61	-11%
			#	+	!	-	/	=	Count of SKILL	EFF