



2014-2015

DATA

BelgiumVolleyStats.be
By Marnix Acar

© **Trainerstuff.be**
By Wouter Laroy

VIZ

Scouting data provided by: Marnix Acar - www.BelgiumVolleyStats.be

Data processing and vizualization: Wouter Laroy - www.trainerstuff.be

Questions/Remarks/Suggestions: info@belgiumvolleystats.be - wouterstrainerstuff@gmail.com

		(20150125) WAR ~ ROE				Grand Total
		1 ~ 3				
		Set 1	Set 2	Set 3	Set 4	
		25 ~ 19	20 ~ 25	26 ~ 18	21 ~ 25	
ROE	2 TUERLINCKX	Opposite	11	13	4	13 15
	3 Paulides	Middle Blocker	13	5	11	20 24
	4 D'HULST	Setter	1		1	2
	5 COOLMAN	Middle Blocker		2	7	13 7
	6 DEJONCKHEERE	Libero	3	5	4	10 7
	8 VERHANNEMAN	Wing-Spiker	22	14	21	38 43
	9 VAN DE VELDE	Middle Blocker	11	7	5	7 16
	11 CLAES	Wing-Spiker	16	25	24	42 40
	14 TERVAPORTTI	Setter	14	17	16	31 30
	15 ROUSSEAU	Wing-Spiker	2		8	20 10
WAR	1 COUCKE	Wing-Spiker	1		2	8
	4 DE BRABANDERE	Wing-Spiker	17	16	25	42 32
	6 Piovarci	Wing-Spiker	8	5	18	26 17
	7 DEVILLE	Middle Blocker	3			1
	8 BACKAERT	Middle Blocker	11	7	11	22 16
	9 De Schrijver	Wing-Spiker	19	25	18	37 42
	10 VERBOOMEN	Libero	6	6	5	11 10
	14 WAGENER	Setter	14	13	8	22 30
	18 Bacci Ramos	Opposite	19	17	13	32 37

■ SET WON
 ■ SET LOST



2014-2015

DATA

BelgiumVolleyStats.be
By Marnix Acar

© Trainerstuff.be
By Wouter Laroy

VIZ

(20150125) WAR ~ ROE (1 ~ 3)
Game analysis

TOI	ScoringActi..	TOIServe						OPPServe							
		TOISCORE			OPPSCORE			Total	TOISCORE			OPPSCORE			Total
		TOI	OPP	Total	TOI	OPP	Total		TOI	OPP	Total	TOI	OPP	Total	
ROE	A#	17		17		37	37	54	37		37		17	17	54
	S#	6		6			6	6				6	6	6	
	A=		4	4		3	3	7		3	3		1	7	
	A/		7	7		1	1	8		3	3		5	8	
	S=					14	14	14		12	12			12	
	E=		5	5		1	1	6		2	2		1	3	
	D=		1	1				1							
Total		23	17	40	19	37	56	96	37	20	57	12	24	36	93
WAR	A#	17		17		37	37	54	37		37		17	17	54
	S#	6		6			6	6				6	6	6	
	A=	1	6	7	3	3	10		3	3		4	4	7	
	A/		5	5	3	3	8		1	1		7	7	8	
	S=				12	12	12		14	14				14	
	E=		1	1	2	2	3		1	1		5	5	6	
	D=											1	1	1	
Total		24	12	36	20	37	57	93	37	19	56	17	23	40	96

Attack

		Count of SKILL	%SCORE	=SCORE%	EFF
7 DEVILLE	WAR	1	100%	0%	100%
14 TERVAPORTTI	ROE	1	100%	0%	100%
14 WAGENER	WAR	3	67%	0%	67%
3 Paulides	ROE	16	63%	13%	50%
8 BACKAERT	WAR	8	63%	13%	50%
9 VAN DE VELDE	ROE	5	60%	20%	40%
6 Piovarci	WAR	12	58%	25%	33%
8 VERHANNEMAN	ROE	34	56%	12%	44%
4 DE BRABANDERE	WAR	16	44%	6%	38%
11 CLAES	ROE	28	43%	7%	36%
18 Bacci Ramos	WAR	49	39%	16%	22%
9 De Schrijver	WAR	34	38%	15%	24%
5 COOLMAN	ROE	3	33%	0%	33%
15 ROUSSEAUX	ROE	16	31%	19%	13%
2 TUERLINCKX	ROE	12	25%	25%	0%
1 COUCKE	WAR	2	0%	0%	0%

Block

		Count of SKILL	#
3 Paulides	ROE	16	5
4 DE BRABANDERE	WAR	6	2
8 VERHANNEMAN	ROE	9	2
11 CLAES	ROE	3	2
6 Piovarci	WAR	14	1
8 BACKAERT	WAR	9	1
14 WAGENER	WAR	5	1
15 ROUSSEAUX	ROE	6	1
18 Bacci Ramos	WAR	6	1
2 TUERLINCKX	ROE	3	
5 COOLMAN	ROE	1	
7 DEVILLE	WAR	1	
9 De Schrijver	WAR	3	
9 VAN DE VELDE	ROE	11	
14 TERVAPORTTI	ROE	4	

Serve

		Count of SKILL	#%	=%
7 DEVILLE	WAR	1	100%	
14 TERVAPORTTI	ROE	16	19%	19%
6 Piovarci	WAR	16	13%	6%
8 VERHANNEMAN	ROE	11	9%	27%
2 TUERLINCKX	ROE	12	8%	17%
14 WAGENER	WAR	12	8%	25%
18 Bacci Ramos	WAR	13	8%	23%
5 COOLMAN	ROE	16	6%	6%
9 De Schrijver	WAR	18	6%	
3 Paulides	ROE	11		
4 D'HULST	ROE	1		
4 DE BRABANDERE	WAR	15		13%
8 BACKAERT	WAR	18		17%
9 VAN DE VELDE	ROE	7		14%
11 CLAES	ROE	15		20%
15 ROUSSEAUX	ROE	7		14%

Reception

		Count of SKILL	#%	+%	=%
3 Paulides	ROE	1	100%		
8 VERHANNEMAN	ROE	27	26%	33%	7%
11 CLAES	ROE	35	17%	43%	6%
9 De Schrijver	WAR	22	14%	32%	5%
6 DEJONCKHEERE	ROE	17	12%	59%	12%
1 COUCKE	WAR	9	11%	56%	
10 VERBOOMEN	WAR	18	11%	44%	6%
4 DE BRABANDERE	WAR	31		39%	10%
8 BACKAERT	WAR	2		50%	50%
14 TERVAPORTTI	ROE	1			

UPPER:

TOI = Team of Interest = Team analyzed OPP = Opponent
 XXXServe = who served XXXSCORE = who got the point



2014-2015

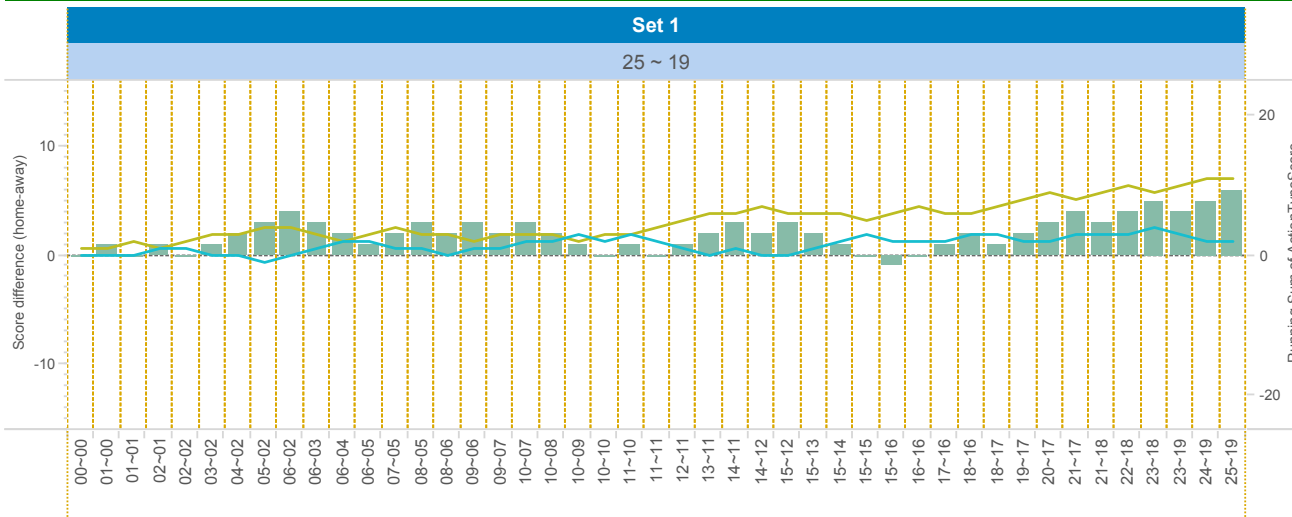
DATA

BelgiumVolleyStats.be
By Marnix Acar

© Trainerstuff.be
By Wouter Iaroy

VIZ

(20150125) WAR ~ ROE (1 ~ 3)
Set analysis - Set 1



TEAM_NAME

- ROE
- WAR

UPPER LEFT:

+1: A# - B# - S# -1: A=, A/, B=, B/, S=, R=, D=, F=, S=

LOWER LEFT:

TOI = Team of Interest = Team analyzed OPP = Opponent
XXXServe = who served XXXSCORE = who got the point

LOWER RIGHT:

Attack sorted on #SCORE

Attacking skills

		Set 1													
		TOIServe						OPPServe							
		TOIScore			OPPScore			Total	TOIScore			OPPScore			Total
TOI	Scorin..	TOI	OPP	Total	TOI	OPP	Total		TOI	OPP	Total	TOI	OPP	Total	
ROE	A#	2		2		12	12	14	8		8		6	6	14
	S#	1		1				1					2	2	2
	A=												1	1	1
	A/		3	3				3		1	1		2	2	3
	S=					1	1	1		2	2				2
	E=		1	1				1		1	1		1	1	2
	Total		3	4	7	1	12	13	20	8	4	12	3	9	12
WAR	A#	6		6		8	8	14	12		12		2	2	14
	S#	2		2				2					1	1	1
	A=	1		1				1							1
	A/		2	2		1	1	3				3	3	3	
	S=					2	2	2		1	1				1
	E=		1	1		1	1	2				1	1	1	1
	Total		9	3	12	4	8	12	24	12	1	13	4	3	7

		Count of SKILL	#SCORE	#SCORE%	NOSCORE	NOSCORE%	=SCORE	=SCORE%	EFF	
18	Bacci Ramos	WAR	13	6	46%	4	31%	3	23%	23%
8	VERHANNEMAN	ROE	6	5	83%	1	17%	0	0%	83%
9	De Schrijver	WAR	8	4	50%	3	38%	1	13%	38%
3	Paulides	ROE	4	2	50%	2	50%	0	0%	50%
4	DE BRABANDERE	WAR	4	2	50%	2	50%	0	0%	50%
6	Piovarci	WAR	3	2	67%	1	33%	0	0%	67%
8	BACKAERT	WAR	3	2	67%	0	0%	1	33%	33%
9	VAN DE VELDE	ROE	4	2	50%	1	25%	1	25%	25%
7	DEVILLE	WAR	1	1	100%	0	0%	0	0%	100%
11	CLAES	ROE	5	1	20%	4	80%	0	0%	20%
14	WAGENER	WAR	1	1	100%	0	0%	0	0%	100%
2	TUERLINCKX	ROE	3	0	0%	2	67%	1	33%	-33%
15	ROUSSEAUX	ROE	2	0	0%	2	100%	0	0%	0%



2014-2015

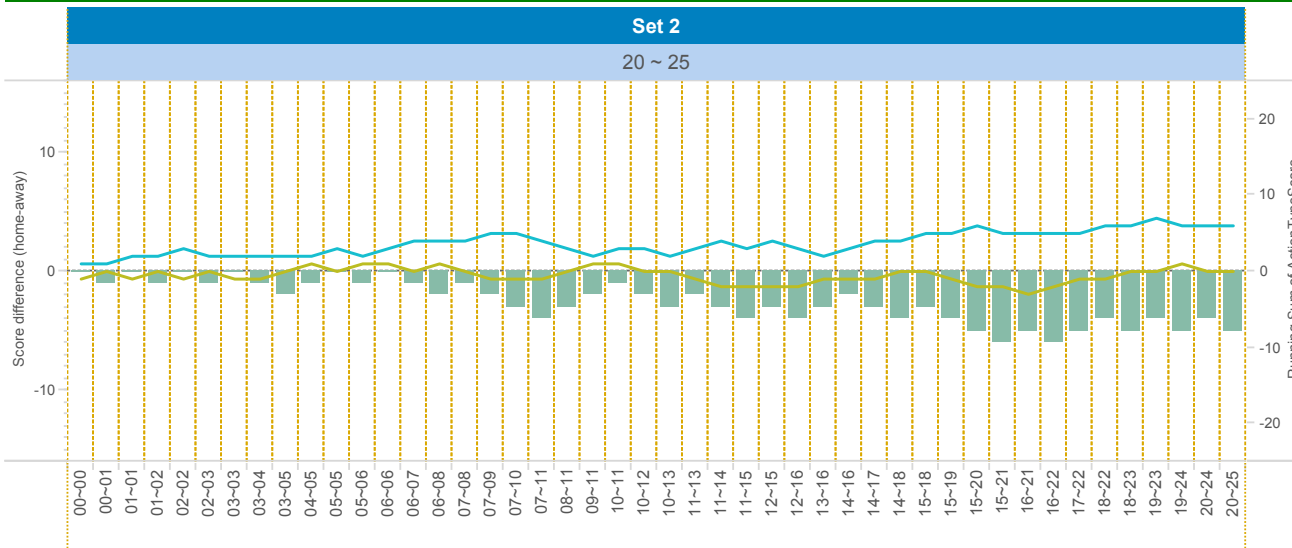
DATA

BelgiumVolleyStats.be
By Marnix Acar

© Trainerstuff.be
By Wouter Laroy

ZIV

(20150125) WAR ~ ROE (1 ~ 3)
Set analysis - Set 2



TEAM_NAME

ROE

WAR

UPPER LEFT:

+1: A# - B# - S# -1: A=, A/, B=, B/, S=, R=, D=, F=, S=

LOWER LEFT:

TOI = Team of Interest = Team analyzed OPP = Opponent
XXXServe = who served XXXSCORE = who got the point

LOWER RIGHT:

Attack sorted on #SCORE

Attacking skills

		Set 2													
		TOIServe						OPPServe							
		TOIScore			OPPScore			Total	TOIScore			OPPScore			Total
TOI	Scorin..	TOI	OPP	Total	TOI	OPP	Total	TOI	OPP	Total	TOI	OPP	Total	Total	
ROE	A#	3		3		10	10	13	11		11		5	5	16
	S#	2		2				2							2
	A=		1	1				1		1					1
	A/								1	1					1
	S=				5		5	5		3	3				3
	E=		2	2				2							2
	D=		1	1				1							1
	Total	5	4	9	5	10	15	24	11	5	16	5	5	21	
WAR	A#	5		5		11	11	16	10		10		3	3	13
	S#												2	2	2
	A=				1		1	1			1			1	
	A/				1		1	1						1	
	S=					3	3	3		5	5			5	
	E=											2		2	
	D=											1		1	
	Total	5		5	5	11	16	21	10	5	15	4	5	9	

		Count of SKILL	#SCORE	#SCORE%	NOSCORE	NOSCORE%	=SCORE	=SCORE%	EFF	
8	VERHANNEMAN	ROE	7	5	71%	2	29%	0	0%	71%
9	De Schrijver	WAR	10	5	50%	4	40%	1	10%	40%
18	Bacci Ramos	WAR	12	5	42%	6	50%	1	8%	33%
4	DE BRABANDERE	WAR	5	4	80%	1	20%	0	0%	80%
11	CLAES	ROE	7	4	57%	3	43%	0	0%	57%
2	TUERLINCKX	ROE	6	2	33%	4	67%	0	0%	33%
3	Paulides	ROE	2	2	100%	0	0%	0	0%	100%
8	BACKAERT	WAR	1	1	100%	0	0%	0	0%	100%
9	VAN DE VELDE	ROE	1	1	100%	0	0%	0	0%	100%
6	Piovarci	WAR	2	0	0%	1	50%	1	50%	-50%



2014-2015

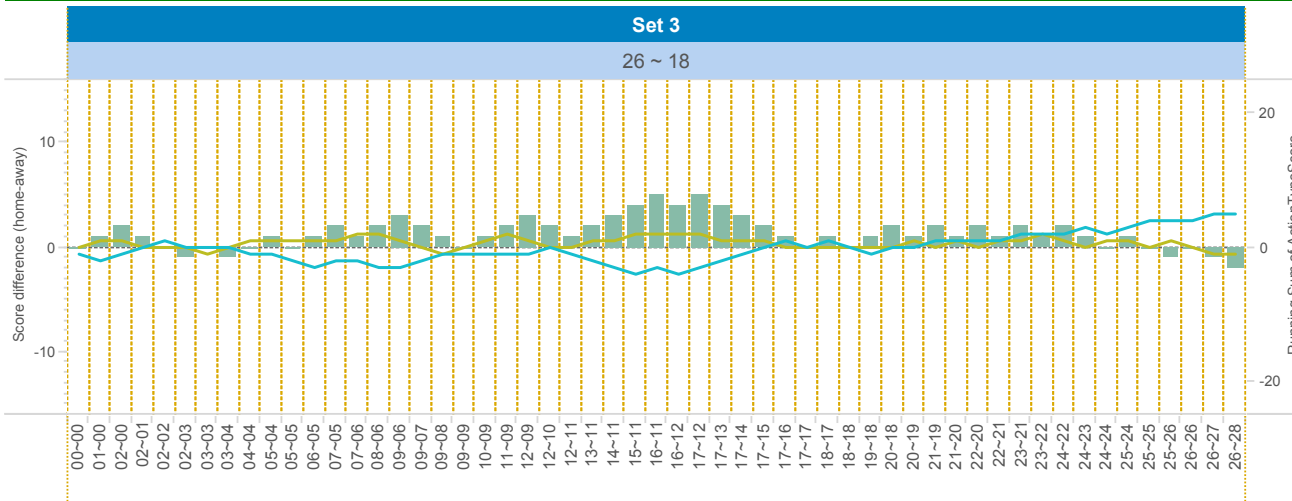
DATA

BelgiumVolleyStats.be
By Marnix Acar

© Trainerstuff.be
By Wouter Laroy

ZIV

(20150125) WAR ~ ROE (1 ~ 3)
Set analysis - Set 3



TEAM_NAME

- ROE
- WAR

UPPER LEFT:

+1: A# - B# - S# -1: A=, A/, B=, B/, S=, R=, D=, F=, S=

LOWER LEFT:

TOI = Team of Interest = Team analyzed OPP = Opponent
XXXServe = who served XXXSCORE = who got the point

LOWER RIGHT:

Attack sorted on #SCORE

		Set 3															
		TOIServe							OPPServe								
		TOIScore			OPPScore				Total	TOIScore			OPPScore				Total
TOI	Scorin..	TOI	OPP	Total	TOI	OPP	Total	TOI		OPP	Total	TOI	OPP	Total	Total		
ROE	A#	7		7		9	9	16	9		9		2	2	11		
	S#	2		2			2						3	3			
	A=								1	1		4	4	5			
	A/		3	3			3				1		1	1			
	S=					7	7	7		5	5			5			
	E=								1	1				1			
	Total	9	3	12	7	9	16	28	9	7	16	5	5	10	26		
WAR	A#	2		2		9	9	11	9		9		7	7	16		
	S#	3		3			3						2	2			
	A=		4	4	1		1	5									
	A/		1	1			1				3		3	3			
	S=					5	5	5		7	7			7			
	E=					1	1	1									
	Total	5	5	10	7	9	16	26	9	7	16	3	9	12	28		

Attacking skills

		Count of SKILL	#SCORE	#SCORE%	NOSCORE	NOSCORE%	=SCORE	=SCORE%	EFF	
8	VERHANNEMAN	ROE	12	6	50%	4	33%	2	17%	33%
18	Bacci Ramos	WAR	9	5	56%	3	33%	1	11%	44%
15	ROUSSEAU	ROE	4	4	100%	0	0%	0	0%	100%
3	Paulides	ROE	3	2	67%	1	33%	0	0%	67%
6	Piovarci	WAR	2	2	100%	0	0%	0	0%	100%
8	BACKAERT	WAR	3	2	67%	1	33%	0	0%	67%
11	CLAES	ROE	8	2	25%	5	63%	1	13%	13%
2	TUERLINCKX	ROE	3	1	33%	0	0%	2	67%	-33%
9	De Schrijver	WAR	11	1	9%	8	73%	2	18%	-9%
14	TERVAPORTTI	ROE	1	1	100%	0	0%	0	0%	100%
14	WAGENER	WAR	1	1	100%	0	0%	0	0%	100%
4	DE BRABANDERE	WAR	5	0	0%	4	80%	1	20%	-20%



2014-2015

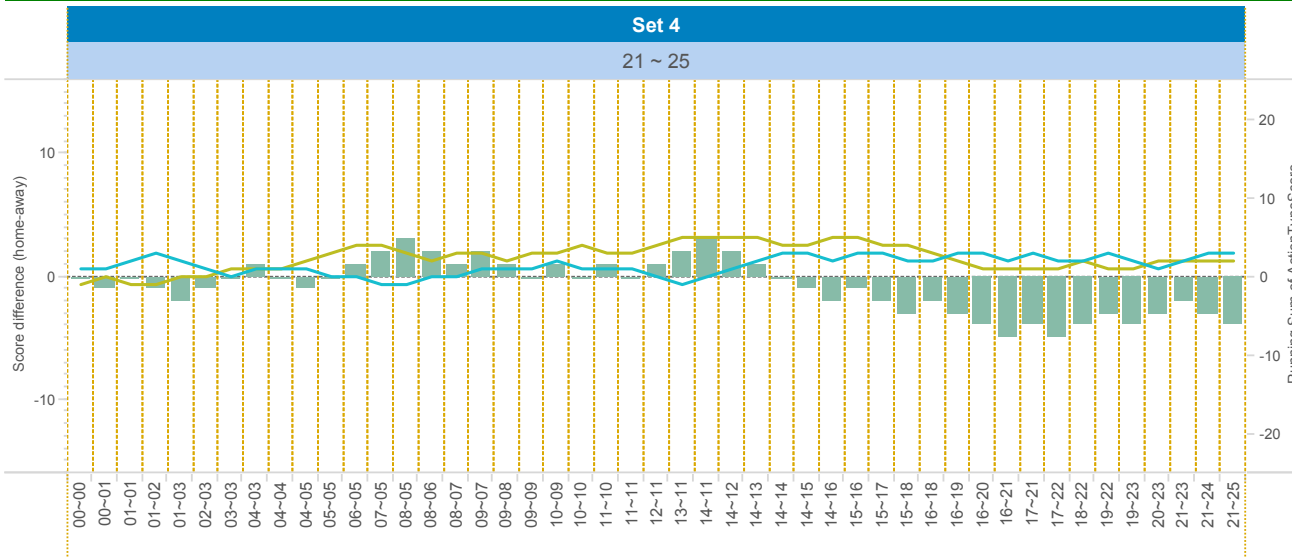
DATA

BelgiumVolleyStats.be
By Marnix Acar

© Trainerstuff.be
By Wouter Laroy

VIZ

(20150125) WAR ~ ROE (1 ~ 3)
Set analysis - Set 4



TEAM_NAME

- ROE
- WAR

UPPER LEFT:

+1: A# - B# - S# -1: A=, A/, B=, B/, S=, R=, D=, F=, S=

LOWER LEFT:

TOI = Team of Interest = Team analyzed OPP = Opponent
XXXServe = who served XXXSCORE = who got the point

LOWER RIGHT:

Attack sorted on #SCORE

Attacking skills

		Set 4													
		TOIServe						OPPServe							
		TOISCORE		OPPSCORE		Total	TOISCORE		OPPSCORE		Total	Total			
TOI	Scorin..	TOI	OPP	Total	TOI	OPP	Total	TOI	OPP	Total	TOI	OPP	Total		
ROE	A#	5		5		6	6	11		9		4	4	13	
	S#	1		1				1				1	1	1	
	A=		3	3	3		3	6		1	1	2	2	3	
	A/		1	1	1		1	2		1	1	2	2	3	
	S=				1		1	1		2	2			2	
	E=		2	2	1		1	3							
	Total		6	6	12	6	6	12	24	9	4	13	4	5	9
WAR	A#	4		4		9	9	13		6		5	5	11	
	S#	1		1				1				1	1	1	
	A=		2	2	1		1	3		3	3	3	3	6	
	A/		2	2	1		1	3		1	1	1	1	2	
	S=				2		2	2		1	1			1	
	E=									1	1	2	2	3	
	Total		5	4	9	4	9	13	22	6	6	12	6	6	12

		Count of SKILL	#SCORE	#SCORE%	NOSCORE	NOSCORE%	=SCORE	=SCORE%	EFF	
11	CLAES	ROE	8	5	63%	2	25%	1	13%	50%
3	Paulides	ROE	7	4	57%	1	14%	2	29%	29%
6	Piovarci	WAR	5	3	60%	0	0%	2	40%	20%
8	VERHANNEMAN	ROE	9	3	33%	4	44%	2	22%	11%
9	De Schrijver	WAR	5	3	60%	1	20%	1	20%	40%
18	Bacci Ramos	WAR	15	3	20%	9	60%	3	20%	0%
4	DE BRABANDERE	WAR	2	1	50%	1	50%	0	0%	50%
5	COOLMAN	ROE	3	1	33%	2	67%	0	0%	33%
15	ROUSSEAU	ROE	10	1	10%	6	60%	3	30%	-20%
1	COUCKE	WAR	2	0	0%	2	100%	0	0%	0%
8	BACKAERT	WAR	1	0	0%	1	100%	0	0%	0%
14	WAGENER	WAR	1	0	0%	1	100%	0	0%	0%



2014-2015

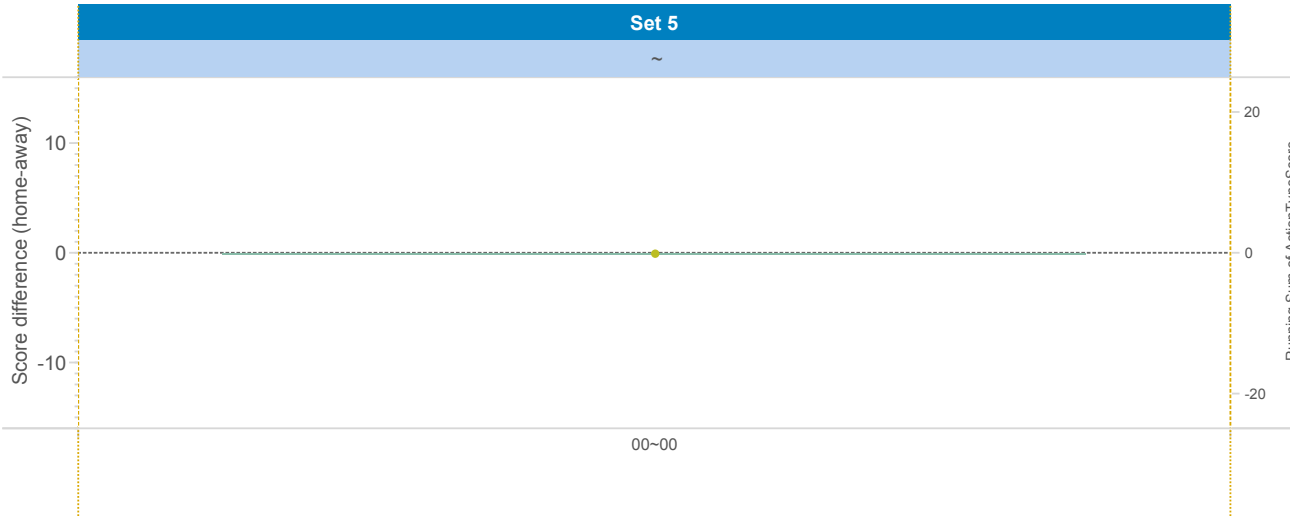
DATA

BelgiumVolleyStats.be
By Marnix Acar

© Trainerstuff.be
By Wouter Laroy

VIZ

(20150125) WAR ~ ROE (1 ~ 3)
Set analysis - Set 5



TEAM_NAME

WAR

UPPER LEFT:

+1: A# - B# - S# -1: A=, A/, B=, B/, S=, R=, D=, F=, S=

LOWER LEFT:

TOI = Team of Interest = Team analyzed OPP = Opponent
XXXServe = who served XXXSCORE = who got the point

LOWER RIGHT:

Attack sorted on #SCORE

Attacking skills

		Count of SKILL	#SCORE	#SCORE%	NOSCORE	NOSCORE%	=SCORE	=SCORE%	EFF	
8	VERHANNEMAN	ROE	34	19	56%	11	32%	4	12%	44%
18	Bacci Ramos	WAR	49	19	39%	22	45%	8	16%	22%
9	De Schrijver	WAR	34	13	38%	16	47%	5	15%	24%
11	CLAES	ROE	28	12	43%	14	50%	2	7%	36%
3	Paulides	ROE	16	10	63%	4	25%	2	13%	50%
4	DE BRABANDERE	WAR	16	7	44%	8	50%	1	6%	38%
6	Piovarci	WAR	12	7	58%	2	17%	3	25%	33%
8	BACKAERT	WAR	8	5	63%	2	25%	1	13%	50%
15	ROUSSEAUX	ROE	16	5	31%	8	50%	3	19%	13%
2	TUERLINCKX	ROE	12	3	25%	6	50%	3	25%	0%
9	VAN DE VELDE	ROE	5	3	60%	1	20%	1	20%	40%
14	WAGENER	WAR	3	2	67%	1	33%	0	0%	67%
5	COOLMAN	ROE	3	1	33%	2	67%	0	0%	33%
7	DEVILLE	WAR	1	1	100%	0	0%	0	0%	100%
14	TERVAPORTTI	ROE	1	1	100%	0	0%	0	0%	100%
1	COUCKE	WAR	2	0	0%	2	100%	0	0%	0%



2014-2015

DATA

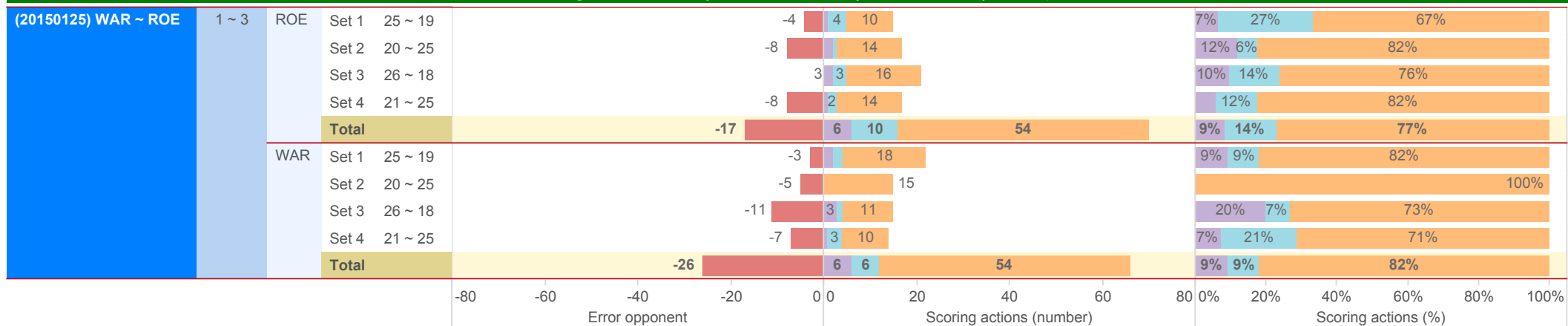
BelgiumVolleyStats.be
By Marnix Acar

© Trainerstuff.be
By Wouter Laroy

VIZ

(20150125) WAR ~ ROE (1 ~ 3)

Scoring Actions Analyzed: how were points made (per set)



S - Serve B - Block A - Attack



2014-2015

DATA

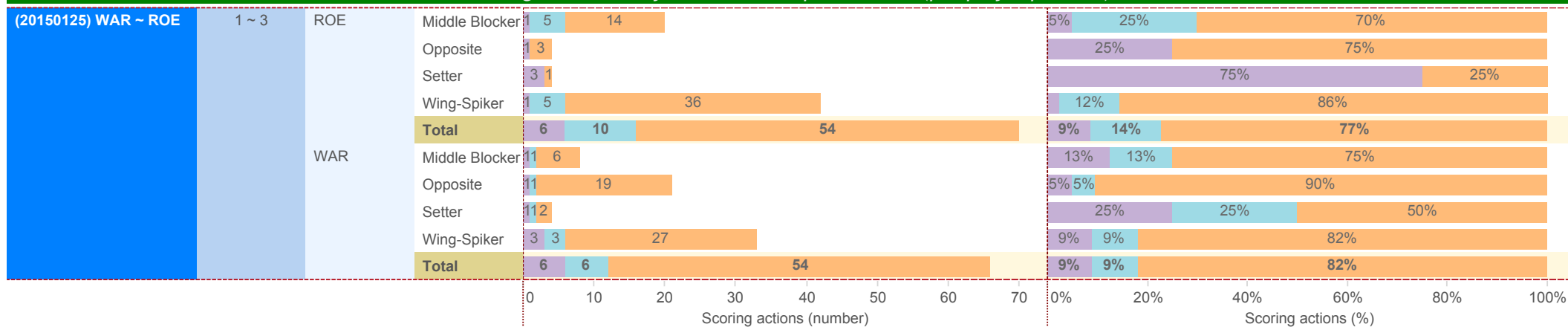
BelgiumVolleyStats.be
By Marnix Acar

© Trainerstuff.be
By Wouter Laroy

VIZ

(20150125) WAR ~ ROE (1 ~ 3)

Scoring Actions Analyzed: how were points made (per player position)



S - Serve B - Block A - Attack



2014-2015

DATA

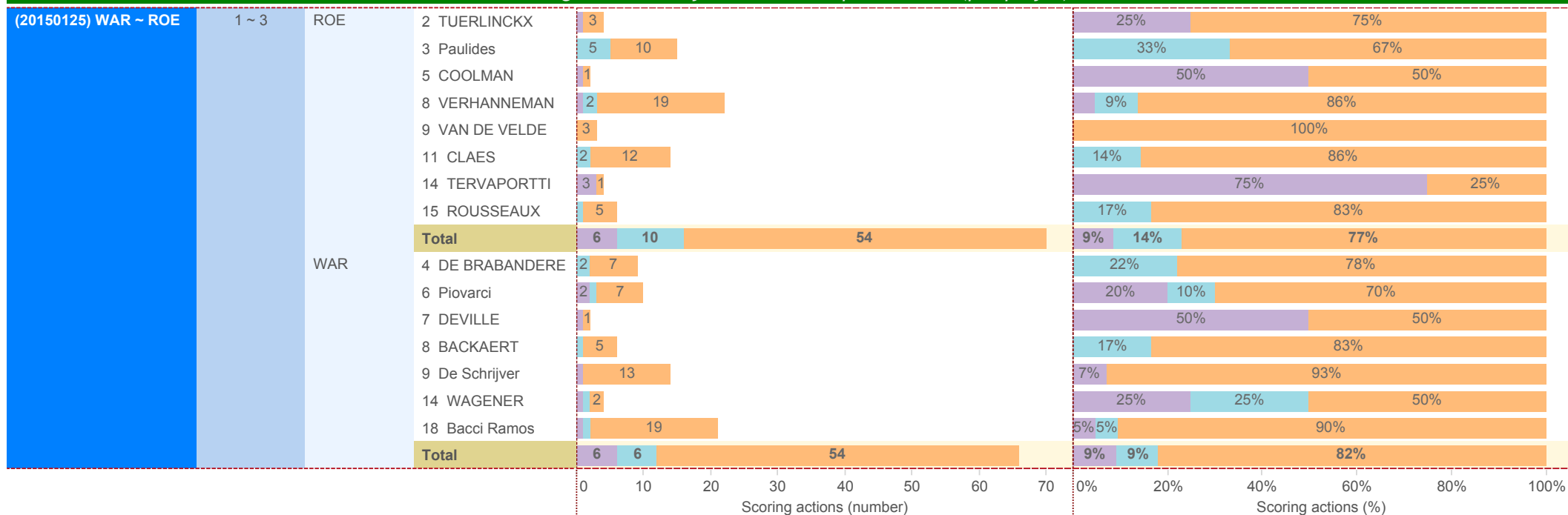
BelgiumVolleyStats.be
By Marnix Acar

© Trainerstuff.be
By Wouter Laroy

VIZ

(20150125) WAR ~ ROE (1 ~ 3)

Scoring Actions Analyzed: how were points made (per player)



S - Serve B - Block A - Attack



2014-2015

DATA

BelgiumVolleyStats.be
By Marnix Acar

© Trainerstuff.be
By Wouter Laroy

VIZ

(20150125) WAR ~ ROE (1 ~ 3)

Skills in detail (per player position): Attack/Block

Category	Position	Game Won		Game Lost		Total	Efficiency		
		Count	%	Count	%				
A - Attack	ROE	Middle Blocker	14 (58%)	4 (17%)	3 (13%)	2 (8%)	1 (4%)	24	46%
		Opposite	3 (25%)	4 (33%)	2 (17%)	1 (8%)	2 (17%)	12	0%
		Setter	1 (100%)					1	100%
		Wing-Spiker	36 (46%)	26 (33%)	7 (9%)	3 (4%)	6 (8%)	78	35%
	Total		54 (47%)	34 (30%)	12 (10%)	6 (5%)	9 (8%)	115	34%
	WAR	Middle Blocker	6 (67%)	1 (11%)	1 (11%)		1 (11%)	9	56%
		Opposite	19 (39%)	19 (39%)	3 (6%)	6 (12%)	2 (4%)	49	22%
		Setter	2 (67%)	1 (33%)				3	67%
Wing-Spiker		27 (42%)	24 (38%)	4 (6%)	4 (6%)	5 (8%)	64	28%	
Total		54 (43%)	45 (36%)	8 (6%)	10 (8%)	8 (6%)	125	29%	
B - Block	ROE	Middle Blocker	5 (18%)	6 (21%)	8 (29%)		9 (32%)	28	-14%
		Opposite			1 (33%)		2 (67%)	3	-67%
		Setter		2 (50%)	1 (25%)		1 (25%)	4	-25%
		Wing-Spiker	5 (28%)	1 (6%)	5 (28%)		7 (39%)	18	-11%
	Total		10 (19%)	9 (17%)	15 (28%)		19 (36%)	53	-17%
	WAR	Middle Blocker	1 (10%)	4 (40%)	1 (10%)		4 (40%)	10	-30%
		Opposite	1 (17%)		1 (17%)		4 (67%)	6	-50%
		Setter	1 (20%)	2 (40%)			2 (40%)	5	-20%
Wing-Spiker		3 (13%)	6 (26%)	7 (30%)		7 (30%)	23	-17%	
Total		6 (14%)	12 (27%)	9 (20%)		17 (39%)	44	-25%	



2014-2015

DATA

BelgiumVolleyStats.be
By Marnix Acar

© Trainerstuff.be
By Wouter Laroy

VIZ

(20150125) WAR ~ ROE (1 ~ 3)

Skills in detail (per player position): Serve/Reception

Skill	ROE	Position	Game 1						Game 2		Total	EFF
			#	+	!	-	/	=	Count of SKILL	EFF		
S - Serve	ROE	Middle Blocker	1 (3%)	13 (38%)	12 (12%)	2 (6%)	4 (12%)	2 (6%)	34	-3%		
		Opposite	1 (8%)	3 (25%)	4 (8%)	1 (8%)	1 (8%)	2 (17%)	12	-8%		
		Setter	3 (18%)	6 (35%)	5 ()			3 (18%)	17	0%		
		Wing-Spiker	1 (3%)	7 (21%)	13 (6%)	3 (9%)	2 (6%)	7 (21%)	33	-18%		
		Total	6 (6%)	29 (30%)	34 (7%)	6 (6%)	7 (7%)	14 (15%)	96	-8%		
	WAR	Middle Blocker	1 (5%)	2 (11%)	7 ()	6 (32%)		3 (16%)	19	-11%		
		Opposite	1 (8%)	1 (8%)	5 (15%)	1 (8%)	2 (15%)	3 (23%)	13	-15%		
		Setter	1 (8%)		4 (8%)	3 (25%)	1 (8%)	3 (25%)	12	-17%		
		Wing-Spiker	3 (6%)	18 (37%)	18 (2%)	6 (12%)	1 (2%)	3 (6%)	49	0%		
		Total	6 (6%)	21 (23%)	34 (4%)	16 (17%)	4 (4%)	12 (13%)	93	-6%		
R - Reception	ROE	Libero	2 (12%)	10 (59%)		2 (12%)	1 (6%)	2 (12%)	17	-12%		
		Middle Blocker	1 (100%)						1	0%		
		Setter				1 (100%)			1	0%		
		Wing-Spiker	13 (21%)	24 (39%)		18 (29%)	3 (5%)	4 (6%)	62	-6%		
		Total	16 (20%)	34 (42%)		21 (26%)	4 (5%)	6 (7%)	81	-7%		
	WAR	Libero	2 (11%)	8 (44%)		5 (28%)	2 (11%)	1 (6%)	18	-6%		
		Middle Blocker		1 (50%)				1 (50%)	2	-50%		
		Wing-Spiker	4 (6%)	24 (39%)		25 (40%)	5 (8%)	4 (6%)	62	-6%		
		Total	6 (7%)	33 (40%)		30 (37%)	7 (9%)	6 (7%)	82	-7%		



2014-2015

DATA

BelgiumVolleyStats.be
By Marnix Acar

© Trainerstuff.be
By Wouter Laroy

VIZ

(20150125) WAR ~ ROE (1 ~ 3)

Skills in detail (per player): Attack

A - Attack		ROE									Count of SKILL	EFF
	2	TUERLINCKX	3 (25%)	4 (33%)			2 (17%)	1 (8%)	2 (17%)	12	0%	
	3	Paulides	10 (63%)	3 (19%)			1 (6%)	1 (6%)	1 (6%)	16	50%	
	5	COOLMAN	1 (33%)				2 (67%)			3	33%	
	8	VERHANNEMAN	19 (56%)	11 (32%)				1 (3%)	3 (9%)	34	44%	
	9	VAN DE VELDE	3 (60%)	1 (20%)				1 (20%)		5	40%	
	11	CLAES	12 (43%)	9 (32%)			5 (18%)	1 (4%)	1 (4%)	28	36%	
	14	TERVAPORTTI	1 (100%)							1	100%	
	15	ROUSSEAU	5 (31%)	6 (38%)			2 (13%)	1 (6%)	2 (13%)	16	13%	
	Total		54 (47%)	34 (30%)			12 (10%)	6 (5%)	9 (8%)	115	34%	
	WAR											
	1	COUCKE		1 (50%)			1 (50%)			2	0%	
	4	DE BRABANDERE	7 (44%)	6 (38%)			2 (13%)	1 (6%)		16	38%	
	6	Piovarci	7 (58%)	2 (17%)					3 (25%)	12	33%	
	7	DEVILLE	1 (100%)							1	100%	
	8	BACKAERT	5 (63%)	1 (13%)			1 (13%)		1 (13%)	8	50%	
	9	De Schrijver	13 (38%)	15 (44%)			1 (3%)	3 (9%)	2 (6%)	34	24%	
	14	WAGENER	2 (67%)	1 (33%)						3	67%	
	18	Bacci Ramos	19 (39%)	19 (39%)			3 (6%)	6 (12%)	2 (4%)	49	22%	
	Total		54 (43%)	45 (36%)			8 (6%)	10 (8%)	8 (6%)	125	29%	
			#	+	!	-	/	=		Count of SKILL	EFF	



2014-2015

DATA

BelgiumVolleyStats.be
By Marnix Acar

© Trainerstuff.be
By Wouter Laroy

VIZ

(20150125) WAR ~ ROE (1 ~ 3)
Skills in detail (per player): Block

B - Block	ROE	#		+		!		-		/		=		Count of SKILL	EFF
		Count	%	Count	%	Count	%	Count	%	Count	%	Count	%		
	2 TUERLINCKX							1 (33%)				2 (67%)	3		-67%
	3 Paulides	5 (31%)		4 (25%)			4 (25%)			3 (19%)		16		13%	
	5 COOLMAN									1 (100%)		1		-100%	
	8 VERHANNEMAN	2 (22%)					3 (33%)			4 (44%)		9		-22%	
	9 VAN DE VELDE			2 (18%)			4 (36%)			5 (45%)		11		-45%	
	11 CLAES	2 (67%)					1 (33%)					3		67%	
	14 TERVAPORTTI			2 (50%)			1 (25%)			1 (25%)		4		-25%	
	15 ROUSSEAU	1 (17%)		1 (17%)			1 (17%)			3 (50%)		6		-33%	
	Total	10 (19%)		9 (17%)			15 (28%)			19 (36%)		53		-17%	
	WAR														
	4 DE BRABANDERE	2 (33%)		3 (50%)						1 (17%)		6		17%	
	6 Piovarci	1 (7%)		3 (21%)			5 (36%)			5 (36%)		14		-29%	
	7 DEVILLE			1 (100%)								1		0%	
	8 BACKAERT	1 (11%)		3 (33%)			1 (11%)			4 (44%)		9		-33%	
	9 De Schrijver						2 (67%)			1 (33%)		3		-33%	
	14 WAGENER	1 (20%)		2 (40%)						2 (40%)		5		-20%	
	18 Bacci Ramos	1 (17%)					1 (17%)			4 (67%)		6		-50%	
	Total	6 (14%)		12 (27%)			9 (20%)			17 (39%)		44		-25%	
		#		+		!	-		/	=		Count of SKILL		EFF	



2014-2015

DATA

BelgiumVolleyStats.be
By Marnix Acar

© Trainerstuff.be
By Wouter Laroy

VIZ

(20150125) WAR ~ ROE (1 ~ 3)

Skills in detail (per player): Serve

S - Serve	ROE											Count of SKILL	EFF
		#	+	!	-	/	=						
S - Serve	ROE	2 TUERLINCKX	1 (8%)	3 (25%)	4 (8%)	1 (8%)	1 (8%)	2 (17%)	12	-8%	0%		
		3 Paulides		4 (36%)	6 ()	1 (9%)			11		0%		
		4 D'HULST			1 ()				1		0%		
		5 COOLMAN	1 (6%)	7 (44%)	3 (25%)		4 (25%)	1 (6%)	16		0%		
		8 VERHANNEMAN	1 (9%)	2 (18%)	4 ()	1 (9%)		3 (27%)	11	-18%			
		9 VAN DE VELDE		2 (29%)	3 ()	1 (14%)		1 (14%)	7	-14%			
		11 CLAES		4 (27%)	4 (13%)	2 (13%)	2 (13%)	3 (20%)	15	-20%			
		14 TERVAPORTTI	3 (19%)	6 (38%)	4 ()			3 (19%)	16		0%		
		15 ROUSSEAU		1 (14%)	5 ()			1 (14%)	7	-14%			
	Total	6 (6%)	29 (30%)	34 (7%)	6 (6%)	7 (7%)	14 (15%)	96	-8%				
	WAR	4 DE BRABANDERE		5 (33%)	5 ()	3 (20%)		2 (13%)	15	-13%			
		6 Piovarci	2 (13%)	8 (50%)	4 (6%)		1 (6%)	1 (6%)	16		6%		
		7 DEVILLE	1 (100%)						1		100%		
		8 BACKAERT		2 (11%)	7 ()	6 (33%)		3 (17%)	18	-17%			
		9 De Schrijver	1 (6%)	5 (28%)	9 ()	3 (17%)			18		6%		
		14 WAGENER	1 (8%)		4 (8%)	3 (25%)	1 (8%)	3 (25%)	12	-17%			
		18 Bacci Ramos	1 (8%)	1 (8%)	5 (15%)	1 (8%)	2 (15%)	3 (23%)	13	-15%			
Total		6 (6%)	21 (23%)	34 (4%)	16 (17%)	4 (4%)	12 (13%)	93	-6%				
		#	+	!	-	/	=	Count of SKILL	EFF				



2014-2015

DATA

BelgiumVolleyStats.be
By Marnix Acar

© Trainerstuff.be
By Wouter Laroy

VIZ

(20150125) WAR ~ ROE (1 ~ 3)
Skills in detail (per player): Reception

R - Reception	ROE	WAR							Count of SKILL	EFF
		#	+	!	-	/	=			
	3 Paulides	1 (100%)							1	0%
	6 DEJONCKHEERE	2 (12%)	10 (59%)		2 (12%)	1 (6%)	2 (12%)	17	-12%	
	8 VERHANNEMAN	7 (26%)	9 (33%)		8 (30%)	1 (4%)	2 (7%)	27	-7%	
	11 CLAES	6 (17%)	15 (43%)		10 (29%)	2 (6%)	2 (6%)	35	-6%	
	14 TERVAPORTTI				1 (100%)			1	0%	
	Total	16 (20%)	34 (42%)		21 (26%)	4 (5%)	6 (7%)	81	-7%	
	WAR									
	1 COUCKE	1 (11%)	5 (56%)		3 (33%)			9	0%	
	4 DE BRABANDERE		12 (39%)		13 (42%)	3 (10%)	3 (10%)	31	-10%	
	8 BACKAERT		1 (50%)				1 (50%)	2	-50%	
	9 De Schrijver	3 (14%)	7 (32%)		9 (41%)	2 (9%)	1 (5%)	22	-5%	
	10 VERBOOMEN	2 (11%)	8 (44%)		5 (28%)	2 (11%)	1 (6%)	18	-6%	
	Total	6 (7%)	33 (40%)		30 (37%)	7 (9%)	6 (7%)	82	-7%	
		#	+	!	-	/	=	Count of SKILL	EFF	