



2014-2015

DATA

**BelgiumVolleyStats.be**  
By Marnix Acar

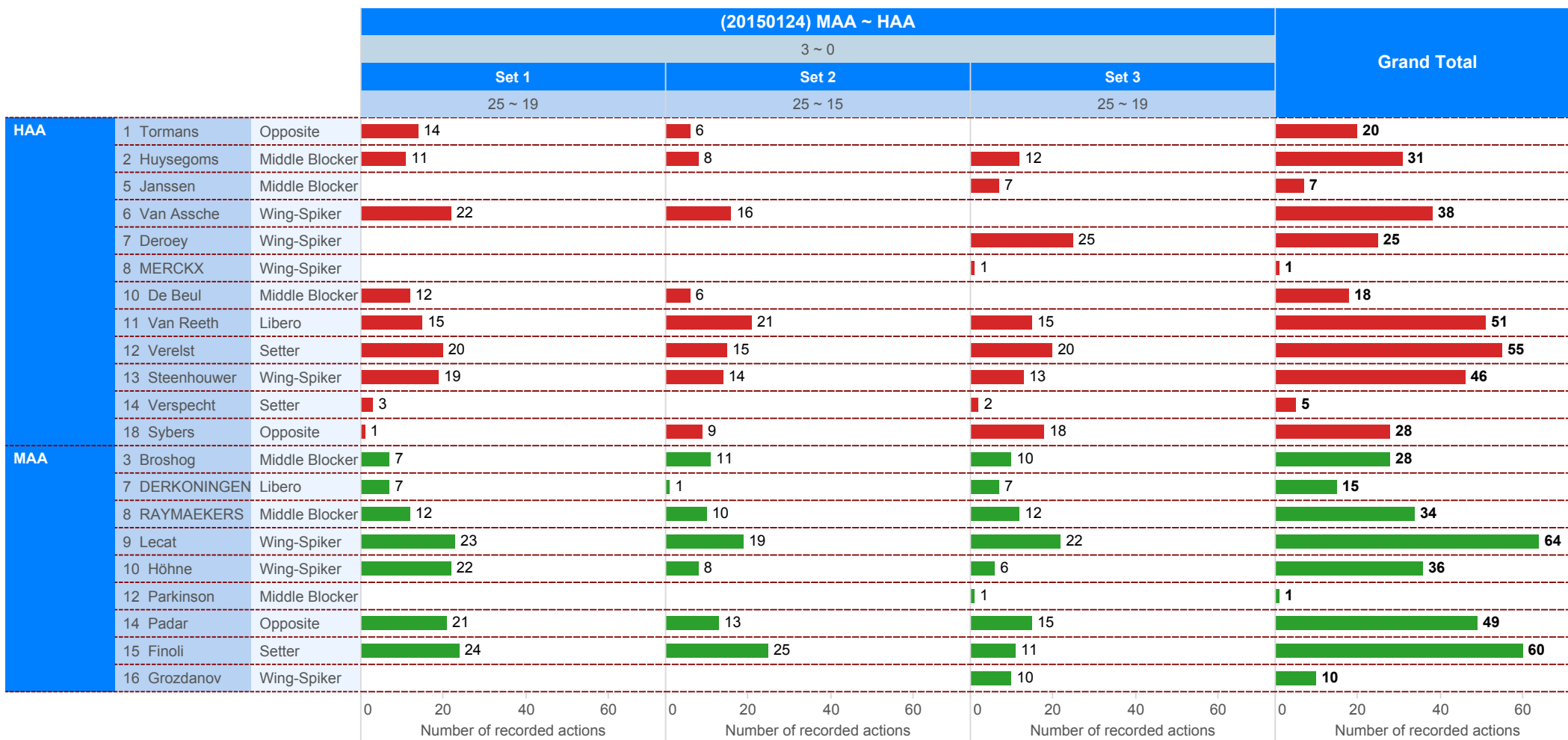
© **Trainerstuff.be**  
By Wouter Laroy

VIZ

Scouting data provided by: Marnix Acar - [www.BelgiumVolleyStats.be](http://www.BelgiumVolleyStats.be)

Data processing and vizualization: Wouter Laroy - [www.trainerstuff.be](http://www.trainerstuff.be)

Questions/Remarks/Suggestions: [info@belgiumvolleystats.be](mailto:info@belgiumvolleystats.be) - [wouterstrainerstuff@gmail.com](mailto:wouterstrainerstuff@gmail.com)



■ SET LOST ■ SET WON



2014-2015

DATA

BelgiumVolleyStats.be  
By Marnix Acar

© Trainerstuff.be  
By Wouter Laroy

VIZ

(20150124) MAA ~ HAA (3 ~ 0)  
Game analysis

TOI	ScoringActi..	TOIServe						OPPServe							
		TOISCORE			OPPSCORE			Total	TOISCORE			OPPSCORE			Total
		TOI	OPP	Total	TOI	OPP	Total		TOI	OPP	Total	TOI	OPP	Total	
HAA	A#	5		5		21	21	26	20		20		12	12	32
	S#	4		4				4				4	4	4	
	A=		6	6	1	1	7		1	1	12	12	13		
	A\		2	2	2	2	4		3	3	11	11	14		
	S=				11	11	11		10	10			10		
	E=		1	1	1	1	2								
	D=								1	1				1	
<b>Total</b>		9	9	18	15	21	36	54	20	15	35	23	16	39	74
MAA	A#	12		12		20	20	32	21		21		5	5	26
	S#	4		4				4				4	4	4	
	A=		12	12	1	1	13		1	1	6	6	7		
	A\		11	11	3	3	14		2	2	2	2	4		
	S=				10	10	10		11	11			11		
	E=								1	1		1	1	2	
	D=				1	1	1	1							
<b>Total</b>		16	23	39	15	20	35	74	21	15	36	9	9	18	54

Attack

		Count of SKILL	%SCORE	%SCORE	EFF
15 Finoli	MAA	2	100%	0%	100%
3 Broshog	MAA	6	67%	17%	50%
5 Janssen	HAA	3	67%	0%	67%
8 RAYMAEKERS	MAA	7	57%	14%	43%
14 Padar	MAA	20	55%	15%	40%
2 Huysegoms	HAA	12	50%	33%	17%
9 Lecat	MAA	18	44%	17%	28%
1 Tormans	HAA	12	33%	33%	0%
10 De Beul	HAA	3	33%	33%	0%
10 Höhne	MAA	9	33%	33%	0%
18 Sybers	HAA	18	28%	17%	11%
16 Grozdanov	MAA	4	25%	25%	0%
7 Deroey	HAA	10	20%	40%	-20%
6 Van Assche	HAA	11	18%	36%	-18%
13 Steenhouwer	HAA	18	17%	33%	-17%

Block

		Count of SKILL	#
8 RAYMAEKERS	MAA	10	3
14 Padar	MAA	7	3
15 Finoli	MAA	7	3
10 Höhne	MAA	4	2
1 Tormans	HAA	3	1
2 Huysegoms	HAA	5	1
3 Broshog	MAA	7	1
6 Van Assche	HAA	2	1
9 Lecat	MAA	3	1
10 De Beul	HAA	5	1
18 Sybers	HAA	4	1
12 Verelst	HAA	1	
16 Grozdanov	MAA	1	

Serve

		Count of SKILL	%	%
2 Huysegoms	HAA	9	33%	44%
6 Van Assche	HAA	9	11%	22%
10 Höhne	MAA	10	10%	20%
14 Padar	MAA	12	8%	8%
8 RAYMAEKERS	MAA	13	8%	15%
9 Lecat	MAA	16	6%	19%
1 Tormans	HAA	3		
3 Broshog	MAA	10		
5 Janssen	HAA	3		
7 Deroey	HAA	3		33%
8 MERCKX	HAA	1		100%
10 De Beul	HAA	5		20%
12 Parkinson	MAA	1		
12 Verelst	HAA	8		
13 Steenhouwer	HAA	7		
14 Verspecht	HAA	3		
15 Finoli	MAA	9		11%
16 Grozdanov	MAA	3		33%
18 Sybers	HAA	3		67%

Reception

		Count of SKILL	%	%	%
7 DERKONINGEN	MAA	7	57%	14%	
6 Van Assche	HAA	9	22%	44%	
11 Van Reeth	HAA	31	19%	19%	6%
13 Steenhouwer	HAA	15	13%	27%	13%
9 Lecat	MAA	24	13%	42%	13%
10 Höhne	MAA	9	11%	44%	
7 Deroey	HAA	8		50%	
8 RAYMAEKERS	MAA	2		50%	50%
10 De Beul	HAA	1		100%	
15 Finoli	MAA	1		100%	

UPPER:  
TOI = Team of Interest = Team analyzed OPP = Opponent  
XXXServe = who served XXXSCORE = who got the point



2014-2015

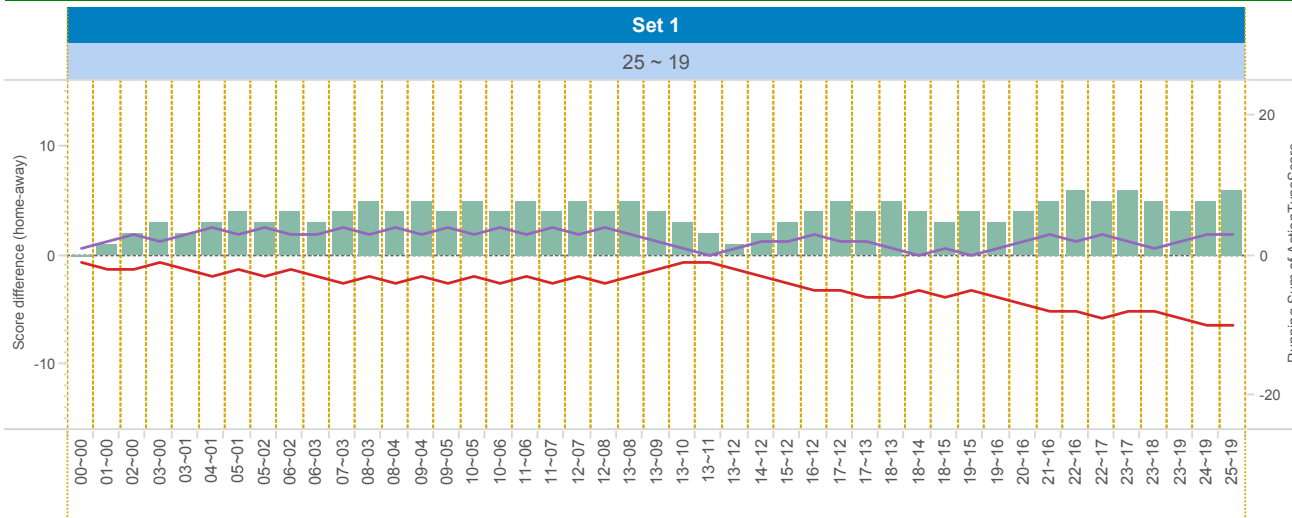
DATA

BelgiumVolleyStats.be  
By Marnix Acar

© Trainerstuff.be  
By Wouter laroy

VIZ

(20150124) MAA ~ HAA (3 ~ 0)  
Set analysis - Set 1



TEAM\_NAME

- HAA
- MAA

UPPER LEFT:

+1: A# - B# - S#    -1: A=, A/, B=, B/, S=, R=, D=, F=, S=

LOWER LEFT:

TOI = Team of Interest = Team analyzed    OPP = Opponent  
XXXServe = who served    XXXSCORE = who got the point

LOWER RIGHT:

Attack sorted on #SCORE

Attacking skills

		Set 1													
		TOIServe						OPPServe							
		TOIScore			OPPScore			Total	TOIScore			OPPScore			Total
TOI	Scorin..	TOI	OPP	Total	TOI	OPP	Total		TOI	OPP	Total	TOI	OPP	Total	
HAA	A#	2		2		11	11	13	9		9		6	6	15
	S#												1	1	1
	A=		2	2			2	2				1	1	1	
	A/		1	1	1		1	2	2	2	3	3		3	5
	S=				2		2	2		3	3				3
	<b>Total</b>		2	3	5	3	11	14	19	9	5	14	4	7	11
MAA	A#	6		6		9	9	15	11		11		2	2	13
	S#	1		1			1	1							1
	A=		1	1			1	1				2	2	2	
	A/		3	3	2		2	5		1	1	1	1	1	2
	S=				3		3	3		2	2				2
	<b>Total</b>		7	4	11	5	9	14	25	11	3	14	3	2	5

		Count of SKILL	#SCORE	#SCORE%	NOSCORE	NOSCORE%	=SCORE	=SCORE%	EFF
14 Padar	MAA	10	7	70%	1	10%	2	20%	50%
1 Tormans	HAA	8	4	50%	3	38%	1	13%	38%
2 Huysegoms	HAA	5	3	60%	1	20%	1	20%	40%
8 RAYMAEKERS	MAA	4	3	75%	1	25%	0	0%	75%
9 Lecat	MAA	7	3	43%	2	29%	2	29%	14%
10 Höhne	MAA	5	3	60%	1	20%	1	20%	40%
13 Steenhouwer	HAA	8	2	25%	5	63%	1	13%	13%
3 Broshog	MAA	1	1	100%	0	0%	0	0%	100%
6 Van Assche	HAA	5	1	20%	3	60%	1	20%	0%
10 De Beul	HAA	2	1	50%	0	0%	1	50%	0%
18 Sybers	HAA	1	0	0%	1	100%	0	0%	0%



2014-2015

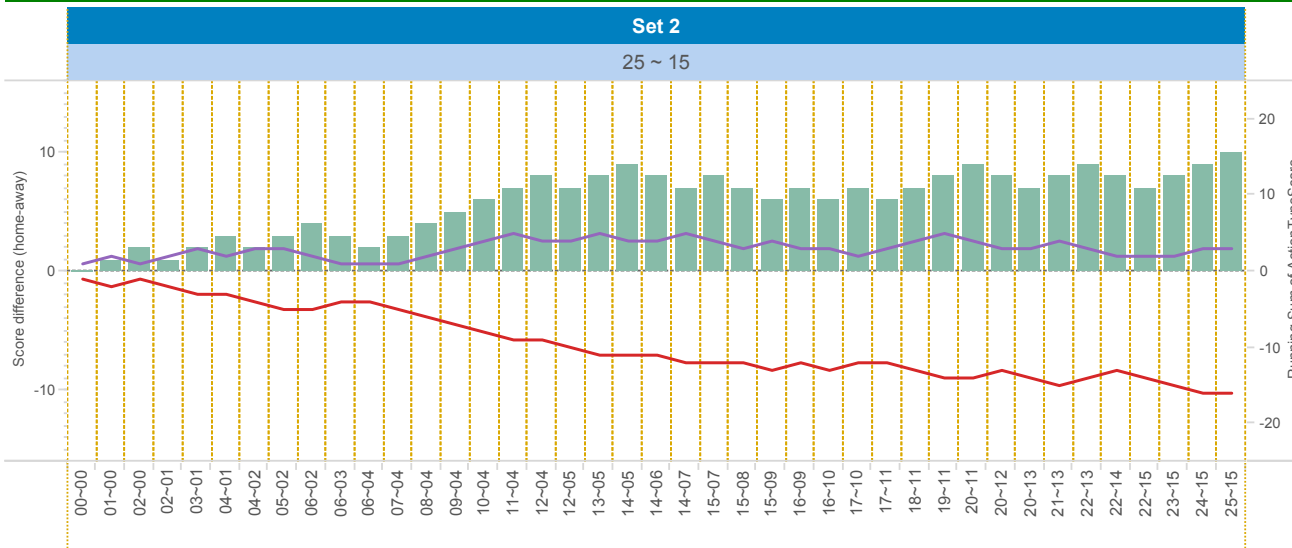
DATA

BelgiumVolleyStats.be  
By Marnix Acar

© Trainerstuff.be  
By Wouter Iaroy

VIZ

(20150124) MAA ~ HAA (3 ~ 0)  
Set analysis - Set 2



TEAM\_NAME

■ HAA

■ MAA

UPPER LEFT:

+1: A# - B# - S# -1: A=, A/, B=, B/, S=, R=, D=, F=, S=

LOWER LEFT:

TOI = Team of Interest = Team analyzed OPP = Opponent  
XXXServe = who served XXXSCORE = who got the point

LOWER RIGHT:

Attack sorted on #SCORE

Attacking skills

		Set 2													
		TOIServe						OPPServe							
		TOIScore			OPPScore			Total	TOIScore			OPPScore			Total
TOI	Scorin..	TOI	OPP	Total	TOI	OPP	Total	TOI	OPP	Total	TOI	OPP	Total	Total	
HAA	A#	2		2		6	6	8	4		4		4	4	8
	S#	1		1				1				2	2	2	
	A=		1	1				1	1	1	3		3	4	
	A/										5		5	5	
	S=				4		4	4		5	5			5	
	E=		1	1	1		1	2							
	<b>Total</b>		3	2	5	5	6	11	16	4	6	10	8	6	14
MAA	A#	4		4		4	4	8	6		6		2	2	8
	S#	2		2				2				1	1	1	
	A=		3	3	1		1	4			1		1	1	
	A/		5	5				5							
	S=				5		5	5		4	4			4	
	E=									1	1	1		1	2
	<b>Total</b>		6	8	14	6	4	10	24	6	5	11	2	3	5

		Count of SKILL	#SCORE	#SCORE%	NOSCORE	NOSCORE%	=SCORE	=SCORE%	EFF
14 Padar	MAA	8	3	38%	4	50%	1	13%	25%
2 Huysegoms	HAA	3	2	67%	1	33%	0	0%	67%
3 Broshog	MAA	2	2	100%	0	0%	0	0%	100%
9 Lecat	MAA	3	2	67%	1	33%	0	0%	67%
15 Finoli	MAA	2	2	100%	0	0%	0	0%	100%
18 Sybers	HAA	7	2	29%	4	57%	1	14%	14%
6 Van Assche	HAA	6	1	17%	2	33%	3	50%	-33%
8 RAYMAEKERS	MAA	1	1	100%	0	0%	0	0%	100%
13 Steenhouwer	HAA	5	1	20%	3	60%	1	20%	0%
1 Tormans	HAA	4	0	0%	1	25%	3	75%	-75%
10 De Beul	HAA	1	0	0%	1	100%	0	0%	0%
10 Höhne	MAA	3	0	0%	2	67%	1	33%	-33%



2014-2015

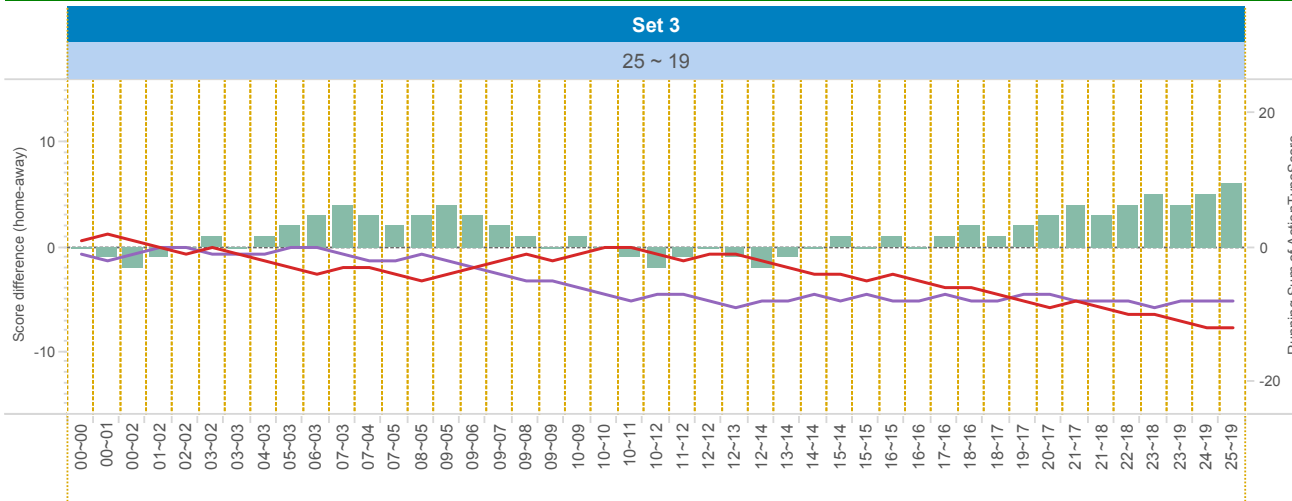
DATA

BelgiumVolleyStats.be  
By Marnix Acar

© Trainerstuff.be  
By Wouter Laroy

VIZ

(20150124) MAA ~ HAA (3 ~ 0)  
Set analysis - Set 3



TEAM\_NAME

- HAA
- MAA

UPPER LEFT:

+1: A# - B# - S#    -1: A=, A/, B=, B/, S=, R=, D=, F=, S=

LOWER LEFT:

TOI = Team of Interest = Team analyzed    OPP = Opponent  
XXXServe = who served    XXXSCORE = who got the point

LOWER RIGHT:

Attack sorted on #SCORE

		Set 3													
		TOIServe							OPPServe						
TOI	Scorin..	TOIScore			OPPScore			Total	TOIScore			OPPScore			Total
		TOI	OPP	Total	TOI	OPP	Total		TOI	OPP	Total	TOI	OPP	Total	
HAA	A#	1		1		4	4	5	7		7		2	2	9
	S#	3		3			3					1	1	1	
	A=		3	3	1		1	4				8		8	
	A/		1	1	1		1	2		1	1	3		4	
	S=				5		5	5		2	2			2	
	D=									1	1			1	
	<b>Total</b>		4	4	8	7	4	11	19	7	4	11	11	3	14
MAA	A#	2		2		7	7	9	4		4		1	1	5
	S#	1		1			1					3	3	3	
	A=		8	8			8	8		1	1	3		4	
	A/		3	3	1		1	4		1	1	1		2	
	S=				2		2	2		5	5			5	
	D=				1		1	1							
	<b>Total</b>		3	11	14	4	7	11	25	4	7	11	4	4	8

Attacking skills

		Count of SKILL	#SCORE	#SCORE%	NOSCORE	NOSCORE%	=SCORE	=SCORE%	EFF
9 Lecat	MAA	8	3	38%	4	50%	1	13%	25%
18 Sybers	HAA	10	3	30%	5	50%	2	20%	10%
5 Janssen	HAA	3	2	67%	1	33%	0	0%	67%
7 Deroey	HAA	10	2	20%	4	40%	4	40%	-20%
2 Huysegoms	HAA	4	1	25%	0	0%	3	75%	-50%
3 Broshog	MAA	3	1	33%	1	33%	1	33%	0%
14 Padar	MAA	2	1	50%	1	50%	0	0%	50%
16 Grozdanov	MAA	4	1	25%	2	50%	1	25%	0%
8 RAYMAEKERS	MAA	2	0	0%	1	50%	1	50%	-50%
10 Höhne	MAA	1	0	0%	0	0%	1	100%	-100%
13 Steenhouwer	HAA	5	0	0%	1	20%	4	80%	-80%



2014-2015

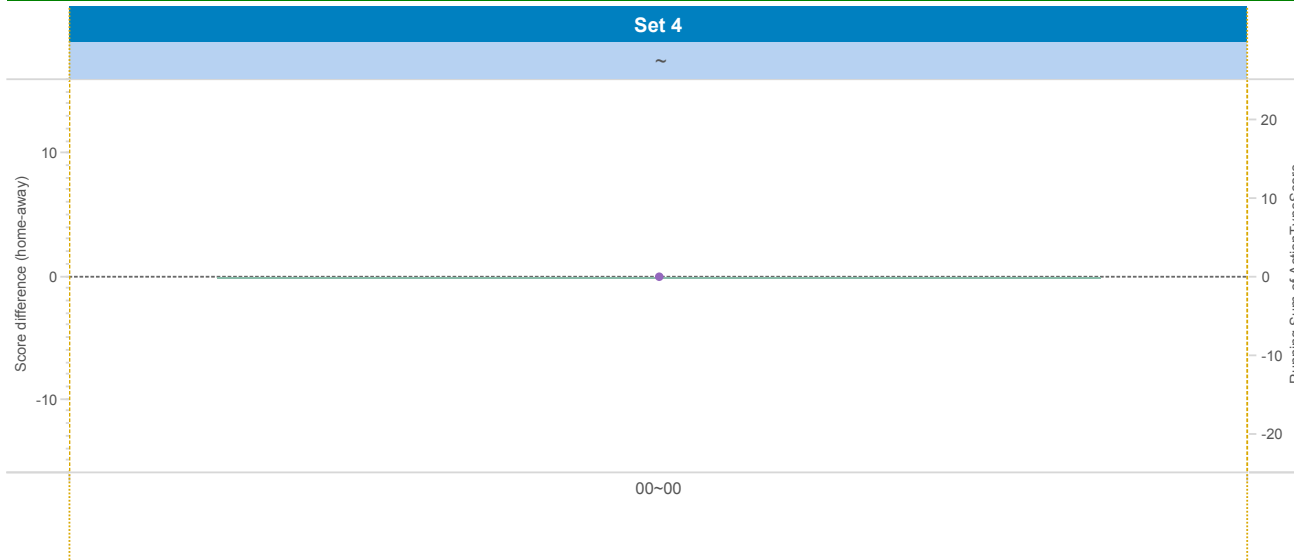
DATA

BelgiumVolleyStats.be  
By Marnix Acar

© Trainerstuff.be  
By Wouter Laroy

VIZ

(20150124) MAA ~ HAA (3 ~ 0)  
Set analysis - Set 4



TEAM\_NAME

MAA

UPPER LEFT:

+1: A# - B# - S#    -1: A=, A/, B=, B/, S=, R=, D=, F=, S=

LOWER LEFT:

TOI = Team of Interest = Team analyzed    OPP = Opponent  
XXXServe = who served    XXXSCORE = who got the point

LOWER RIGHT:

Attack sorted on #SCORE

Attacking skills



2014-2015

DATA

BelgiumVolleyStats.be  
By Marnix Acar

© Trainerstuff.be  
By Wouter Laroy

VIZ

(20150124) MAA ~ HAA (All)  
Set analysis - Set 5

TEAM\_NAME

UPPER LEFT:

+1: A# - B# - S#    -1: A=, A/, B=, B/, S=, R=, D=, F=, S=

LOWER LEFT:

TOI = Team of Interest = Team analyzed    OPP = Opponent  
XXXServe = who served    XXXSCORE = who got the point

LOWER RIGHT:

Attack sorted on #SCORE

Attacking skills

		Count of SKILL	#SCORE	#SCORE%	NOSCORE	NOSCORE%	=SCORE	=SCORE%	EFF
14 Padar	MAA	20	11	55%	6	30%	3	15%	40%
9 Lecat	MAA	18	8	44%	7	39%	3	17%	28%
2 Huysegoms	HAA	12	6	50%	2	17%	4	33%	17%
18 Sybers	HAA	18	5	28%	10	56%	3	17%	11%
1 Tormans	HAA	12	4	33%	4	33%	4	33%	0%
3 Broshog	MAA	6	4	67%	1	17%	1	17%	50%
8 RAYMAEKERS	MAA	7	4	57%	2	29%	1	14%	43%
10 Höhne	MAA	9	3	33%	3	33%	3	33%	0%
13 Steenhouwer	HAA	18	3	17%	9	50%	6	33%	-17%
5 Janssen	HAA	3	2	67%	1	33%	0	0%	67%
6 Van Assche	HAA	11	2	18%	5	45%	4	36%	-18%
7 Deroey	HAA	10	2	20%	4	40%	4	40%	-20%
15 Finoli	MAA	2	2	100%	0	0%	0	0%	100%
10 De Beul	HAA	3	1	33%	1	33%	1	33%	0%
16 Grozdanov	MAA	4	1	25%	2	50%	1	25%	0%



2014-2015

DATA

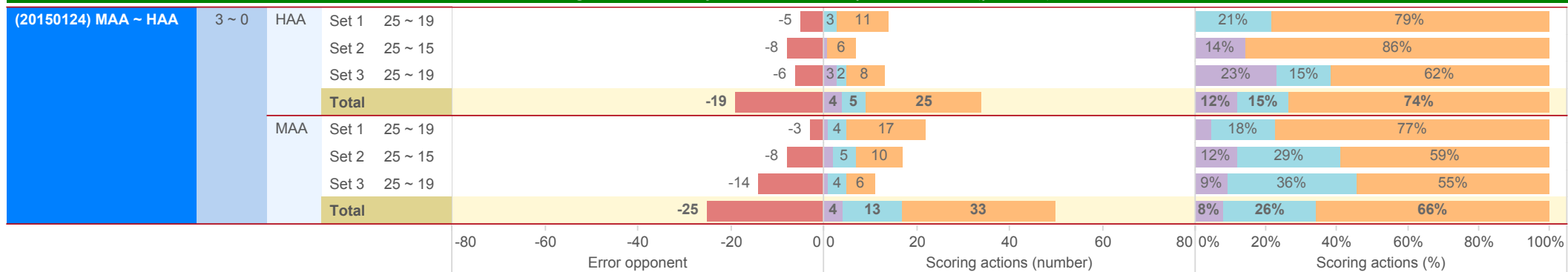
**BelgiumVolleyStats.be**  
By Marnix Acar

© **Trainerstuff.be**  
By Wouter Laroy

VIZ

**(20150124) MAA ~ HAA (3 ~ 0)**

Scoring Actions Analyzed: how were points made (per set)



S - Serve    B - Block    A - Attack





2014-2015

DATA

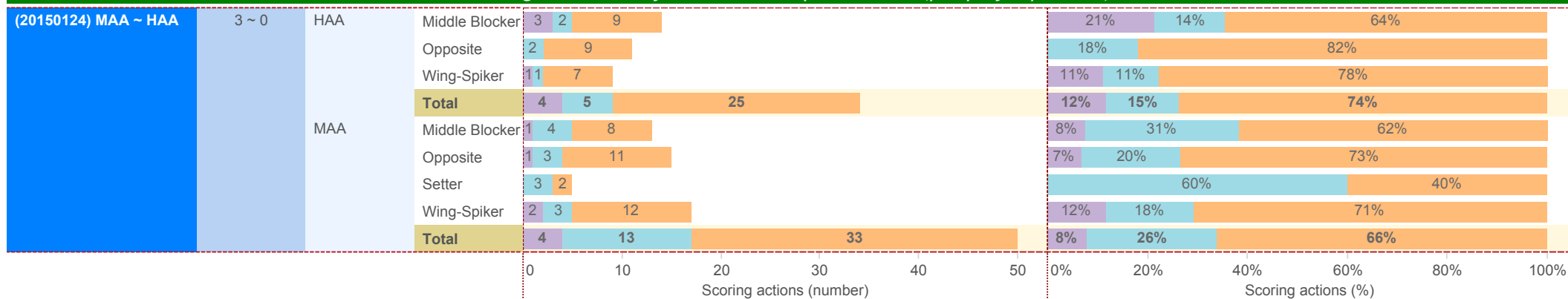
BelgiumVolleyStats.be  
By Marnix Acar

© Trainerstuff.be  
By Wouter Laroy

VIZ

(20150124) MAA ~ HAA (3 ~ 0)

Scoring Actions Analyzed: how were points made (per player position)



S - Serve    B - Block    A - Attack



2014-2015

DATA

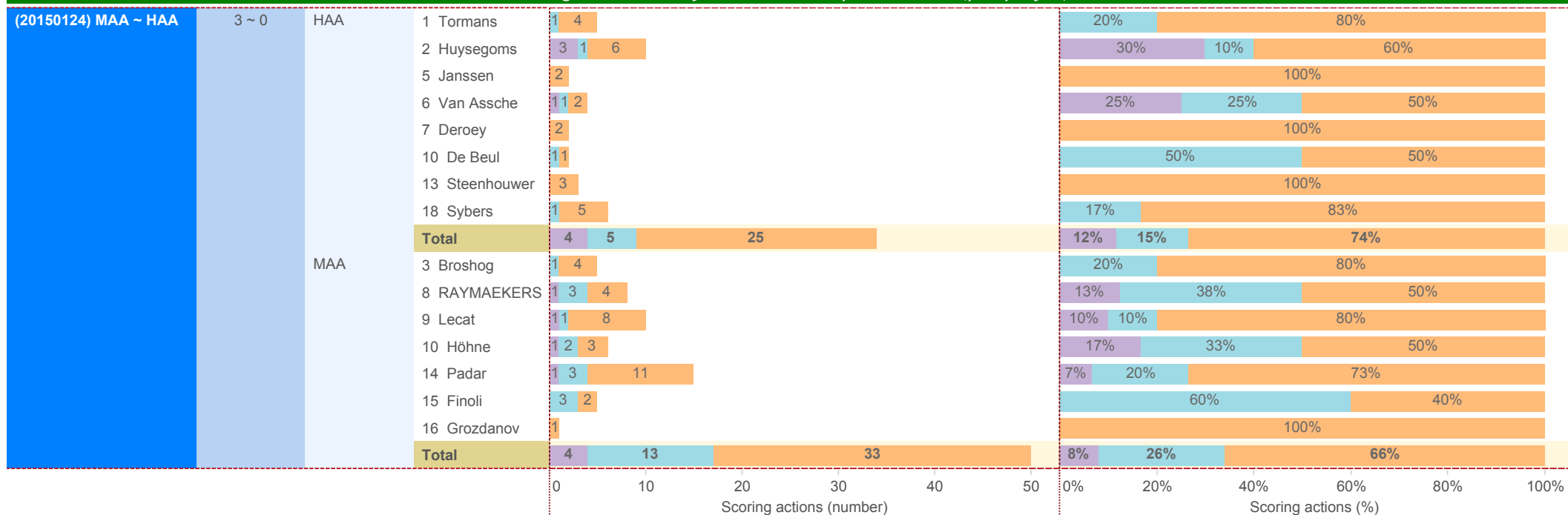
BelgiumVolleyStats.be  
By Marnix Acar

© Trainerstuff.be  
By Wouter Laroy

VIZ

(20150124) MAA ~ HAA (3 ~ 0)

Scoring Actions Analyzed: how were points made (per player)



S - Serve    B - Block    A - Attack



2014-2015

DATA

BelgiumVolleyStats.be  
By Marnix Acar

© Trainerstuff.be  
By Wouter Laroy

VIZ

(20150124) MAA ~ HAA (3 ~ 0)  
Skills in detail (per player position): Attack/Block

Category	Team	Position	Game 1						Game 2		Total	Eff
			#	+	!	-	/	=	Count of SKILL	EFF		
A - Attack	HAA	Middle Blocker	9 (50%)		2 (22%)	2 (11%)	4 (22%)	1 (6%)	18	22%		
		Opposite	9 (30%)	1 (3%)	2 (10%)	11 (37%)	3 (10%)	4 (13%)	30	7%		
		Wing-Spiker	7 (18%)	2 (5%)	9 (15%)	7 (18%)	6 (15%)	8 (21%)	39	-18%		
		<b>Total</b>	<b>25 (29%)</b>	<b>3 (3%)</b>	<b>13 (15%)</b>	<b>20 (23%)</b>	<b>13 (15%)</b>	<b>13 (15%)</b>	<b>87</b>	<b>-1%</b>		
		MAA	Middle Blocker	8 (62%)		1 (8%)	2 (15%)	1 (8%)	1 (8%)	13	46%	
	Opposite		11 (55%)		1 (5%)	5 (25%)	1 (5%)	2 (10%)	20	40%		
	Setter		2 (100%)						2	100%		
	Wing-Spiker		12 (39%)	1 (3%)		11 (35%)	3 (10%)	4 (13%)	31	16%		
	<b>Total</b>		<b>33 (50%)</b>	<b>1 (2%)</b>	<b>2 (8%)</b>	<b>18 (27%)</b>	<b>5 (8%)</b>	<b>7 (11%)</b>	<b>66</b>	<b>32%</b>		
	B - Block	HAA	Middle Blocker	2 (20%)	4 (40%)	2 (10%)		1 (10%)	1 (10%)	10	0%	
Opposite			2 (29%)	2 (29%)			3 (43%)		7	-14%		
Setter				1 (100%)					1	0%		
Wing-Spiker			1 (50%)				1 (50%)		2	0%		
<b>Total</b>			<b>5 (25%)</b>	<b>7 (35%)</b>	<b>2 (25%)</b>		<b>5 (25%)</b>	<b>1 (5%)</b>	<b>20</b>	<b>-5%</b>		
MAA		Middle Blocker	4 (24%)	3 (18%)	8 (6%)	1 (6%)	1 (6%)		17	18%		
		Opposite	3 (43%)		2 (29%)		2 (29%)		7	14%		
		Setter	3 (43%)		1 (43%)		3 (43%)		7	0%		
		Wing-Spiker	3 (38%)	2 (25%)	2 (13%)		1 (13%)		8	25%		
		<b>Total</b>	<b>13 (33%)</b>	<b>5 (13%)</b>	<b>13 (18%)</b>	<b>1 (3%)</b>	<b>7 (18%)</b>		<b>39</b>	<b>15%</b>		



2014-2015

DATA

BelgiumVolleyStats.be  
By Marnix Acar

© Trainerstuff.be  
By Wouter Laroy

VIZ

(20150124) MAA ~ HAA (3 ~ 0)

Skills in detail (per player position): Serve/Reception

S - Serve	HAA	Position	Game 1		Game 2		Game 3		Game 4		Game 5		Total	Eff
			Count	%	Count	%	Count	%	Count	%	Count	%		
S - Serve	HAA	Middle Blocker	3 (18%)	2 (12%)			7 (41%)			5 (29%)	17			-12%
		Opposite					4 (67%)			2 (33%)	6			-33%
		Setter		7 (64%)			4 (36%)				11			0%
		Wing-Spiker	1 (5%)	5 (25%)			10 (50%)			4 (20%)	20			-15%
		<b>Total</b>	<b>4 (7%)</b>	<b>14 (26%)</b>			<b>25 (46%)</b>			<b>11 (20%)</b>	<b>54</b>			<b>-13%</b>
	MAA	Middle Blocker	1 (4%)	9 (38%)			11 (46%)		1 (4%)	2 (8%)	24			-4%
		Opposite	1 (8%)	7 (58%)			3 (25%)			1 (8%)	12			0%
		Setter		4 (44%)			4 (44%)			1 (11%)	9			-11%
		Wing-Spiker	2 (7%)	9 (31%)			11 (38%)		1 (3%)	6 (21%)	29			-14%
		<b>Total</b>	<b>4 (5%)</b>	<b>29 (39%)</b>			<b>29 (39%)</b>		<b>2 (3%)</b>	<b>10 (14%)</b>	<b>74</b>			<b>-8%</b>
R - Reception	HAA	Libero	6 (19%)	6 (19%)	9 ( )		8 (26%)			2 (6%)	31			-6%
		Middle Blocker		1 (100%)							1			0%
		Wing-Spiker	4 (13%)	12 (38%)	6 (6%)		6 (19%)		2 (6%)	2 (6%)	32			-6%
		<b>Total</b>	<b>10 (16%)</b>	<b>19 (30%)</b>	<b>15 (3%)</b>		<b>14 (22%)</b>		<b>2 (3%)</b>	<b>4 (6%)</b>	<b>64</b>			<b>-6%</b>
	MAA	Libero	4 (57%)	1 (14%)			2 (29%)				7			0%
		Middle Blocker		1 (50%)						1 (50%)	2			-50%
		Setter		1 (100%)							1			0%
		Wing-Spiker	4 (12%)	14 (42%)	5 (3%)		6 (18%)		1 (3%)	3 (9%)	33			-9%
		<b>Total</b>	<b>8 (19%)</b>	<b>17 (40%)</b>	<b>5 (2%)</b>		<b>8 (19%)</b>		<b>1 (2%)</b>	<b>4 (9%)</b>	<b>43</b>			<b>-9%</b>

■ GAME LOST ■ GAME WON



2014-2015

DATA

BelgiumVolleyStats.be  
By Marnix Acar

© Trainerstuff.be  
By Wouter Laroy

VIZ

(20150124) MAA ~ HAA (3 ~ 0)  
Skills in detail (per player): Attack

A - Attack	Team	Player	Game Outcome						Count of SKILL	EFF
			#	+	!	-	/	=		
HAA		1 Tormans	4 (33%)	1 (8%)		3 (25%)	2 (17%)	2 (17%)	12	0%
		2 Huysegoms	6 (50%)		2 (25%)		3 (25%)	1 (8%)	12	17%
		5 Janssen	2 (67%)			1 (33%)			3	67%
		6 Van Assche	2 (18%)	1 (9%)	1 (27%)	3 (27%)	3 (27%)	1 (9%)	11	-18%
		7 Deroey	2 (20%)	1 (10%)	2 (20%)	1 (10%)	2 (20%)	2 (20%)	10	-20%
		10 De Beul	1 (33%)			1 (33%)	1 (33%)		3	0%
		13 Steenhouver	3 (17%)		6 (6%)	3 (17%)	1 (6%)	5 (28%)	18	-17%
		18 Sybers	5 (28%)		2 (6%)	8 (44%)	1 (6%)	2 (11%)	18	11%
		<b>Total</b>	<b>25 (29%)</b>	<b>3 (3%)</b>	<b>13 (15%)</b>	<b>20 (23%)</b>	<b>13 (15%)</b>	<b>13 (15%)</b>	<b>87</b>	<b>-1%</b>
		MAA		3 Broshog	4 (67%)		1 (17%)		1 (17%)	6
8 RAYMAEKERS	4 (57%)					2 (29%)	1 (14%)	7	43%	
9 Lecat	8 (44%)					7 (39%)	1 (6%)	2 (11%)	18	28%
10 Höhne	3 (33%)					3 (33%)	2 (22%)	1 (11%)	9	0%
14 Padar	11 (55%)				1 (5%)	5 (25%)	1 (5%)	2 (10%)	20	40%
15 Finoli	2 (100%)								2	100%
16 Grozdanov	1 (25%)			1 (25%)		1 (25%)		1 (25%)	4	0%
<b>Total</b>	<b>33 (50%)</b>	<b>1 (2%)</b>	<b>2 (8%)</b>	<b>18 (27%)</b>	<b>5 (8%)</b>	<b>7 (11%)</b>	<b>66</b>	<b>32%</b>		
			#	+	!	-	/	=	Count of SKILL	EFF



2014-2015

DATA

BelgiumVolleyStats.be  
By Marnix Acar

© Trainerstuff.be  
By Wouter Laroy

VIZ

(20150124) MAA ~ HAA (3 ~ 0)

Skills in detail (per player): Block

B - Block	Team	Player	Skill						Count of SKILL	EFF	
			#	+	!	-	/	=			
HAA		1 Tormans	1 (33%)	1 (33%)				1 (33%)	3	0%	
		2 Huysegoms	1 (20%)	2 (40%)	1 (20%)			1 (20%)	5	0%	
		6 Van Assche	1 (50%)					1 (50%)	2	0%	
		10 De Beul	1 (20%)	2 (40%)	1 ()			1 (20%)	5	0%	
		12 Verelst		1 (100%)					1	0%	
		18 Sybers	1 (25%)	1 (25%)				2 (50%)	4	-25%	
		<b>Total</b>	<b>5 (25%)</b>	<b>7 (35%)</b>	<b>2 (25%)</b>			<b>5 (25%)</b>	<b>1 (5%)</b>	<b>20</b>	<b>-5%</b>
		MAA		3 Broshog	1 (14%)	1 (14%)	4 (14%)			1 (14%)	7
8 RAYMAEKERS	3 (30%)			2 (20%)	4 ()	1 (10%)			10	30%	
9 Lecat	1 (33%)			1 (33%)	1 ()				3	33%	
10 Höhne	2 (50%)			1 (25%)	1 ()				4	50%	
14 Padar	3 (43%)				2 (29%)			2 (29%)	7	14%	
15 Finoli	3 (43%)				1 (43%)			3 (43%)	7	0%	
16 Grozdanov								1 (100%)	1	-100%	
<b>Total</b>	<b>13 (33%)</b>	<b>5 (13%)</b>	<b>13 (18%)</b>	<b>1 (3%)</b>		<b>7 (18%)</b>		<b>39</b>	<b>15%</b>		
			#	+	!	-	/	=	Count of SKILL	EFF	



2014-2015

DATA

BelgiumVolleyStats.be  
By Marnix Acar

© Trainerstuff.be  
By Wouter Laroy

VIZ

(20150124) MAA ~ HAA (3 ~ 0)  
Skills in detail (per player): Serve

S - Serve		#		+		!		-		/		=		Count of SKILL	EFF
		Count	%	Count	%	Count	%	Count	%	Count	%	Count	%		
HAA	1 Tormans							3 (100%)					3	0%	
	2 Huysegoms	3 (33%)						2 (22%)				4 (44%)	9	-11%	
	5 Janssen			2 (67%)				1 (33%)					3	0%	
	6 Van Assche	1 (11%)		1 (11%)				5 (56%)				2 (22%)	9	-11%	
	7 Deroey							2 (67%)				1 (33%)	3	-33%	
	8 MERCKX											1 (100%)	1	-100%	
	10 De Beul							4 (80%)				1 (20%)	5	-20%	
	12 Verelst			4 (50%)				4 (50%)					8	0%	
	13 Steenhouver			4 (57%)				3 (43%)					7	0%	
	14 Verspecht			3 (100%)									3	0%	
	18 Sybers							1 (33%)				2 (67%)	3	-67%	
	<b>Total</b>	<b>4 (7%)</b>	<b>14 (26%)</b>					<b>25 (46%)</b>				<b>11 (20%)</b>	<b>54</b>	<b>-13%</b>	
	MAA	3 Broshog			3 (30%)				7 (70%)					10	0%
8 RAYMAEKERS		1 (8%)		5 (38%)			4 (31%)		1 (8%)		2 (15%)	13	-8%		
9 Lecat		1 (6%)		5 (31%)			7 (44%)				3 (19%)	16	-13%		
10 Höhne		1 (10%)		3 (30%)			3 (30%)		1 (10%)		2 (20%)	10	-10%		
12 Parkinson				1 (100%)								1	0%		
14 Padar		1 (8%)		7 (58%)			3 (25%)				1 (8%)	12	0%		
15 Finoli				4 (44%)			4 (44%)				1 (11%)	9	-11%		
16 Grozdanov				1 (33%)			1 (33%)				1 (33%)	3	-33%		
<b>Total</b>	<b>4 (5%)</b>	<b>29 (39%)</b>				<b>29 (39%)</b>	<b>2 (3%)</b>			<b>10 (14%)</b>	<b>74</b>	<b>-8%</b>			
		#	+	!	-	/	=					Count of SKILL	EFF		



2014-2015

DATA

BelgiumVolleyStats.be  
By Marnix Acar

© Trainerstuff.be  
By Wouter Laroy

VIZ

(20150124) MAA ~ HAA (3 ~ 0)  
Skills in detail (per player): Reception

R - Reception	Team	Player	Game Outcome						Count of SKILL	EFF
			#	+	!	-	/	=		
R - Reception	HAA	6 Van Assche	2 (22%)	4 (44%)		2 (22%)	1 (11%)		9	0%
		7 Deroey		4 (50%)	3 ()	1 (13%)			8	0%
		10 De Beul		1 (100%)					1	0%
		11 Van Reeth	6 (19%)	6 (19%)	9 ()	8 (26%)		2 (6%)	31	-6%
		13 Steenhouwer	2 (13%)	4 (27%)	3 (7%)	3 (20%)	1 (7%)	2 (13%)	15	-13%
		<b>Total</b>	<b>10 (16%)</b>	<b>19 (30%)</b>	<b>15 (3%)</b>	<b>14 (22%)</b>	<b>2 (3%)</b>	<b>4 (6%)</b>	<b>64</b>	<b>-6%</b>
	MAA	7 DERKONINGEN	4 (57%)	1 (14%)		2 (29%)			7	0%
		8 RAYMAEKERS		1 (50%)				1 (50%)	2	-50%
		9 Lecat	3 (13%)	10 (42%)	4 (4%)	3 (13%)	1 (4%)	3 (13%)	24	-13%
		10 Höhne	1 (11%)	4 (44%)	1 ()	3 (33%)			9	0%
		15 Finoli		1 (100%)					1	0%
<b>Total</b>		<b>8 (19%)</b>	<b>17 (40%)</b>	<b>5 (2%)</b>	<b>8 (19%)</b>	<b>1 (2%)</b>	<b>4 (9%)</b>	<b>43</b>	<b>-9%</b>	
		#	+	!	-	/	=	Count of SKILL	EFF	