



2014-2015

DATA

BelgiumVolleyStats.be
By Marnix Acar

© **Trainerstuff.be**
By Wouter Laroy

VIZ

Scouting data provided by: Marnix Acar - www.BelgiumVolleyStats.be

Data processing and vizualization: Wouter Laroy - www.trainerstuff.be

Questions/Remarks/Suggestions: info@belgiumvolleystats.be - wouterstrainerstuff@gmail.com

		(20150117) ROE ~ GUI				Grand Total	
		3 ~ 1					
		Set 1	Set 2	Set 3	Set 4		
		25 ~ 17	25 ~ 21	21 ~ 25	25 ~ 20		
GUI	1 Abreu Lopez	Setter	21	26	25	26	25 73
	5 DELIE	Unspecified	10	2	4	1	13
	7 VAN DE LOO	Wing-Spiker	16	12	23	20	23 48
	10 ABINET	Opposite	11	19	20	12	20 42
	14 Van Sande	Libero	1	2	5	4	7
	15 REYNDERS	Wing-Spiker	10	18	27	20	27 48
	16 Van De Pontseele	Libero	6	10	7	13	7 29
	17 Goverde	Middle Blocker	6	11	13	10	13 27
ROE	18 Urnaut	Wing-Spiker	21			12	33
	2 TUERLINCKX	Opposite	19	18	19	23	60 19
	3 Paulides	Middle Blocker	13	10	11	9	32 11
	4 D'HULST	Setter	31	23	32	24	78 32
	5 COOLMAN	Middle Blocker			11	15	15 11
	6 DEJONCKHEERE	Libero	10	15	8	10	35 8
	8 VERHANNEMAN	Wing-Spiker	23	20	28	25	68 28
	9 VAN DE VELDE	Middle Blocker	16	9	2		25
	11 CLAES	Wing-Spiker	19	18	21	20	57 21
			0 50 100	0 50 100	0 50 100	0 50 100	0 50 100
			Number of recorded actions	Number of recorded actions	Number of recorded actions	Number of recorded actions	Number of recorded actions

■ SET WON ■ SET LOST



2014-2015

DATA

BelgiumVolleyStats.be
By Marnix Acar

© Trainerstuff.be
By Wouter Laroy

VIZ

(20150117) ROE ~ GUI (3 ~ 1)
Game analysis

TOI	ScoringActi..	TOIServe						OPPServe							
		TOISCORE			OPPSCORE			Total	TOISCORE			OPPSCORE			Total
		TOI	OPP	Total	TOI	OPP	Total		TOI	OPP	Total	TOI	OPP	Total	
GUI	A#	8		8		47	47	55	43		43		14	14	57
	S#	2		2				2				8	8	8	
	A=		10	10	1	1	11		4	4	3	3	7		
	A/		4	4	4	4	8		1	1	8	8	9		
	S=				8	8	8		11	11			11		
	Total		10	14	24	13	47	60	84	43	16	59	11	22	33
ROE	A#	14		14		43	43	57	47		47		8	8	55
	S#	8		8				8			2	2	2		
	A=		3	3	4	4	7		1	1	10	10	11		
	A/		8	8	1	1	9		4	4	4	4	8		
	S=				11	11	11		8	8			8		
	Total		22	11	33	16	43	59	92	47	13	60	14	10	24

Attack

		Count of SKILL	%SCORE	=SCORE%	EFF
3 Paulides	ROE	14	86%	7%	79%
5 COOLMAN	ROE	5	80%	0%	80%
1 Abreu Lopez	GUI	3	67%	0%	67%
17 Goverde	GUI	12	67%	17%	50%
15 REYNDERS	GUI	21	62%	14%	48%
7 VAN DE LOO	GUI	24	50%	4%	46%
8 VERHANNEMAN	ROE	28	50%	7%	43%
2 TUERLINCKX	ROE	40	48%	23%	25%
11 CLAES	ROE	23	43%	22%	22%
9 VAN DE VELDE	ROE	5	40%	40%	0%
10 ABINET	GUI	33	39%	27%	12%
18 Urnaut	GUI	8	38%	13%	25%
5 DELIE	GUI	3	0%	0%	0%

Block

		Count of SKILL	#
3 Paulides	ROE	15	4
5 COOLMAN	ROE	10	3
2 TUERLINCKX	ROE	5	2
8 VERHANNEMAN	ROE	12	2
10 ABINET	GUI	10	2
17 Goverde	GUI	12	2
5 DELIE	GUI	3	1
11 CLAES	ROE	8	1
1 Abreu Lopez	GUI	2	
4 D'HULST	ROE	5	
7 VAN DE LOO	GUI	3	
9 VAN DE VELDE	ROE	9	
15 REYNDERS	GUI	7	
18 Urnaut	GUI	3	

Serve

		Count of SKILL	%	=%
11 CLAES	ROE	21	14%	24%
2 TUERLINCKX	ROE	18	11%	
3 Paulides	ROE	10	10%	10%
9 VAN DE VELDE	ROE	10	10%	
10 ABINET	GUI	11	9%	
8 VERHANNEMAN	ROE	13	8%	15%
7 VAN DE LOO	GUI	19	5%	11%
1 Abreu Lopez	GUI	18		17%
4 D'HULST	ROE	13		15%
5 COOLMAN	ROE	10		10%
5 DELIE	GUI	7		
15 REYNDERS	GUI	9		33%
17 Goverde	GUI	13		
18 Urnaut	GUI	7		

Reception

		Count of SKILL	%	+%	=%
2 TUERLINCKX	ROE	1	100%		
6 DEJONCKHEERE	ROE	27	52%	37%	4%
8 VERHANNEMAN	ROE	33	30%	39%	
7 VAN DE LOO	GUI	8	25%	38%	
15 REYNDERS	GUI	31	23%	42%	10%
18 Urnaut	GUI	11	18%	18%	
16 Van De Pontseele	GUI	32	16%	31%	13%
11 CLAES	ROE	15	7%	60%	7%
14 Van Sande	GUI	1		100%	

UPPER:
TOI = Team of Interest = Team analyzed OPP = Opponent
XXXServe = who served XXXSCORE = who got the point



2014-2015

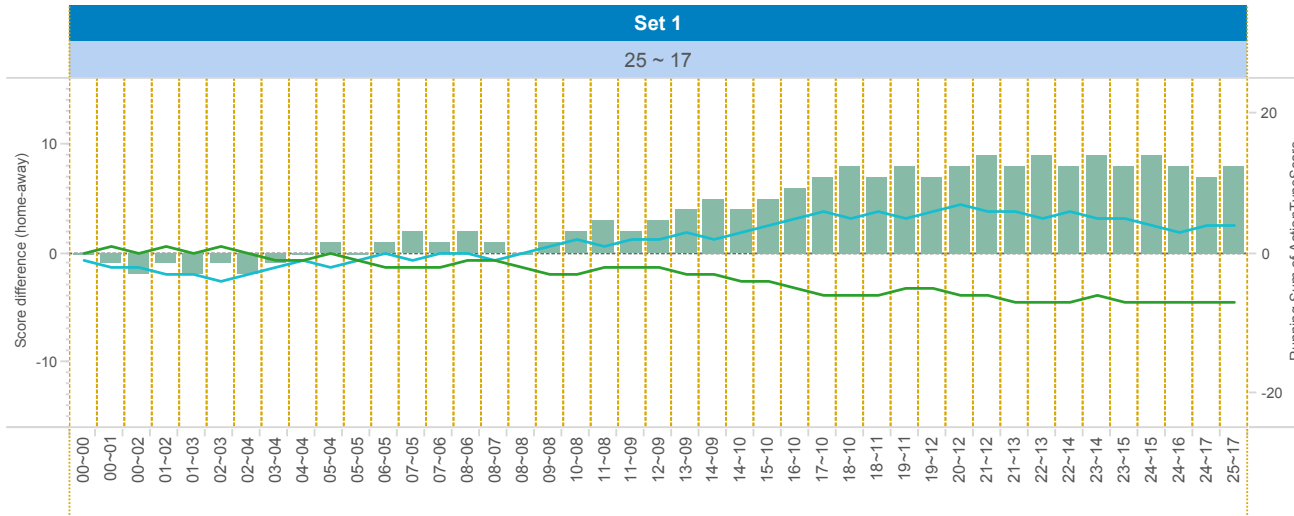
DATA

BelgiumVolleyStats.be
By Marnix Acar

© Trainerstuff.be
By Wouter laroy

VIZ

(20150117) ROE ~ GUI (3 ~ 1)
Set analysis - Set 1



TEAM_NAME

- GUI
- ROE

UPPER LEFT:

+1: A# - B# - S# -1: A=, A/, B=, B/, S=, R=, D=, F=, S=

LOWER LEFT:

TOI = Team of Interest = Team analyzed OPP = Opponent
XXXServe = who served XXXSCORE = who got the point

LOWER RIGHT:

Attack sorted on #SCORE

Attacking skills

		Set 1													
		TOIServe						OPPServe							
		TOIScore			OPPScore			Total	TOIScore			OPPScore			Total
TOI	Scorin..	TOI	OPP	Total	TOI	OPP	Total		TOI	OPP	Total	TOI	OPP	Total	
GUI	A#				10	10	10	7		7		7	7	14	
	S#										1	1	1	1	
	A=		2	2			2		3	3				3	
	A/		1	1			1				2	2	2	2	
	S=				4	4	4		4	4				4	
	Total		3	3	3	4	10	14	17	7	7	14	2	8	10
ROE	A#	7		7		7	14	10		10				10	
	S#	1		1			1							1	
	A=				3	3	3				2	2	2	2	
	A/		2	2			2				1	1	1	1	
	S=				4	4	4		4	4				4	
	Total		8	2	10	7	7	14	24	10	4	14	3	3	17

		Count of SKILL	#SCORE	#SCORE%	NOSCORE	NOSCORE%	=SCORE	=SCORE%	EFF	
2	TUERLINCKX	ROE	11	6	55%	2	18%	3	27%	27%
8	VERHANNEMAN	ROE	8	4	50%	4	50%	0	0%	50%
3	Paulides	ROE	3	3	100%	0	0%	0	0%	100%
7	VAN DE LOO	GUI	6	3	50%	2	33%	1	17%	33%
11	CLAES	ROE	5	3	60%	0	0%	2	40%	20%
10	ABINET	GUI	5	2	40%	3	60%	0	0%	40%
9	VAN DE VELDE	ROE	3	1	33%	1	33%	1	33%	0%
15	REYNDERS	GUI	3	1	33%	1	33%	1	33%	0%
18	Urnaut	GUI	5	1	20%	4	80%	0	0%	20%
5	DELIE	GUI	3	0	0%	3	100%	0	0%	0%
17	Goverde	GUI	1	0	0%	1	100%	0	0%	0%



2014-2015

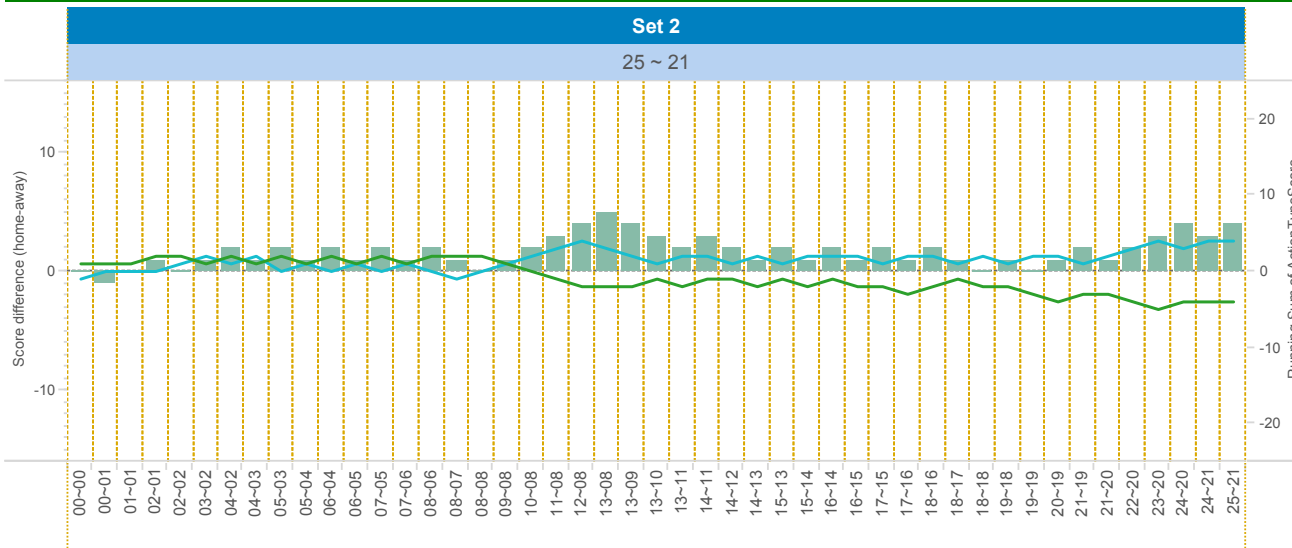
DATA

BelgiumVolleyStats.be
By Marnix Acar

© Trainerstuff.be
By Wouter Laroy

VIZ

(20150117) ROE ~ GUI (3 ~ 1)
Set analysis - Set 2



TEAM_NAME

- GUI
- ROE

UPPER LEFT:

+1: A# - B# - S# -1: A=, A/, B=, B/, S=, R=, D=, F=, S=

LOWER LEFT:

TOI = Team of Interest = Team analyzed OPP = Opponent
XXXServe = who served XXXSCORE = who got the point

LOWER RIGHT:

Attack sorted on #SCORE

Attacking skills

		Set 2													
		TOIServe						OPPServe							
		TOIScore			OPPScore			Total	TOIScore			OPPScore			Total
TOI	Scorin..	TOI	OPP	Total	TOI	OPP	Total	TOI	OPP	Total	TOI	OPP	Total	Total	
GUI	A#	1		1		13	13	14	11		11		2	2	13
	S#	1		1				1					3	3	3
	A=		3	3				3				1	1	1	
	A/		1	1		2	2	3		1	1	2	2	3	
	S=					1	1	1		3	3			3	
	Total		2	4	6	3	13	16	22	11	4	15	3	5	8
ROE	A#	2		2		11	11	13	13		13		1	1	14
	S#	3		3				3					1	1	1
	A=		1	1				1				3	3	3	
	A/		2	2		1	1	3		2	2	1	1	3	
	S=					3	3	3		1	1			1	
	Total		5	3	8	4	11	15	23	13	3	16	4	2	6

		Count of SKILL	#SCORE	#SCORE%	NOSCORE	NOSCORE%	=SCORE	=SCORE%	EFF	
10	ABINET	GUI	13	6	46%	2	15%	5	38%	8%
2	TUERLINCKX	ROE	10	5	50%	3	30%	2	20%	30%
8	VERHANNEMAN	ROE	6	4	67%	1	17%	1	17%	50%
3	Paulides	ROE	3	3	100%	0	0%	0	0%	100%
15	REYNDERS	GUI	4	3	75%	1	25%	0	0%	75%
17	Goverde	GUI	4	3	75%	1	25%	0	0%	75%
11	CLAES	ROE	5	2	40%	2	40%	1	20%	20%
9	VAN DE VELDE	ROE	2	1	50%	0	0%	1	50%	0%



2014-2015

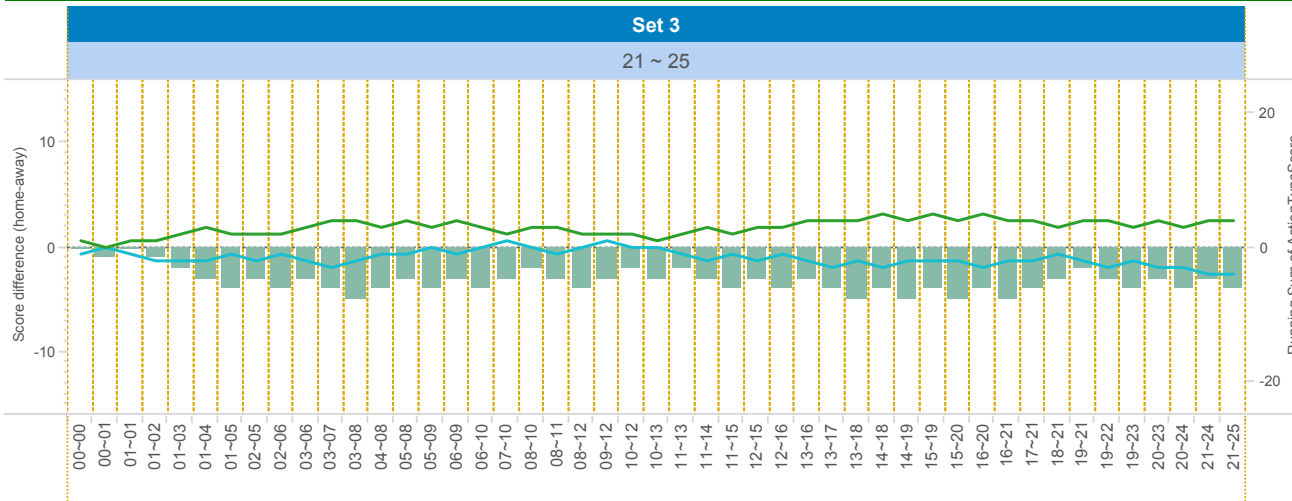
DATA

BelgiumVolleyStats.be
By Marnix Acar

© Trainerstuff.be
By Wouter Laroy

ZIV

(20150117) ROE ~ GUI (3 ~ 1)
Set analysis - Set 3



TEAM_NAME

- GUI
- ROE

UPPER LEFT:

+1: A# - B# - S# -1: A=, A/, B=, B/, S=, R=, D=, F=, S=

LOWER LEFT:

TOI = Team of Interest = Team analyzed OPP = Opponent
XXXServe = who served XXXSCORE = who got the point

LOWER RIGHT:

Attack sorted on #SCORE

		Set 3															
		TOIServe							OPPServe								
		TOIScore			OPPScore				Total	TOIScore			OPPScore				Total
TOI	Scorin..	TOI	OPP	Total	TOI	OPP	Total	TOI		OPP	Total	TOI	OPP	Total	OPP	Total	
GUI	A#	2		2			12	12	14	15			15		2	2	17
	S#	1		1					1								
	A=			4	4	1		1	5								
	A/			1	1	1		1	2				2		2		
	S=					2		2	2			2		2		2	
	Total		3	5	8	4	12	16	24	15	2	17	2	2	4	21	
ROE	A#	2		2			15	15	17	12			12		2	2	14
	S#													1	1	1	
	A=										1		1	4	4	5	
	A/			2	2			2	2			1		1	1	2	
	S=					2		2	2			2		2		2	
	Total		2	2	4	2	15	17	21	12	4	16	5	3	8	24	

Attacking skills

		Count of SKILL	#SCORE	#SCORE%	NOSCORE	NOSCORE%	=SCORE	=SCORE%	EFF	
10	ABINET	GUI	10	5	50%	3	30%	2	20%	30%
15	REYNDERS	GUI	8	5	63%	2	25%	1	13%	50%
3	Paulides	ROE	5	4	80%	0	0%	1	20%	60%
7	VAN DE LOO	GUI	9	4	44%	5	56%	0	0%	44%
8	VERHANNEMAN	ROE	9	4	44%	4	44%	1	11%	33%
2	TUERLINCKX	ROE	9	3	33%	4	44%	2	22%	11%
11	CLAES	ROE	5	2	40%	2	40%	1	20%	20%
17	Goverde	GUI	3	2	67%	0	0%	1	33%	33%
1	Abreu Lopez	GUI	1	1	100%	0	0%	0	0%	100%
5	COOLMAN	ROE	2	1	50%	1	50%	0	0%	50%



2014-2015

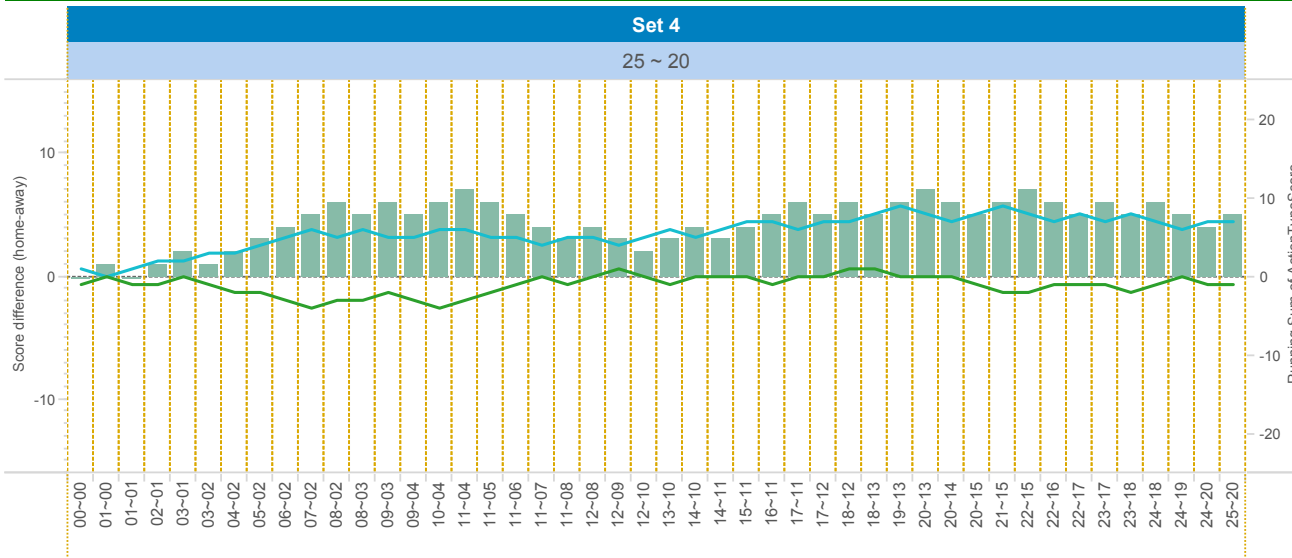
DATA

BelgiumVolleyStats.be
By Marnix Acar

© Trainerstuff.be
By Wouter Laroy

VIZ

(20150117) ROE ~ GUI (3 ~ 1)
Set analysis - Set 4



TEAM_NAME

- GUI
- ROE

UPPER LEFT:

+1: A# - B# - S# -1: A=, A/, B=, B/, S=, R=, D=, F=, S=

LOWER LEFT:

TOI = Team of Interest = Team analyzed OPP = Opponent
XXXServe = who served XXXSCORE = who got the point

LOWER RIGHT:

Attack sorted on #SCORE

Attacking skills

		Set 4													
		TOIServe						OPPServe							
		TOISCORE		OPPSCORE		Total	Total	TOISCORE		OPPSCORE		Total	Total		
TOI	Scorin..	TOI	OPP	TOI	OPP			TOI	OPP	TOI	OPP				
GUI	A#	5		5	12	12	17	10		10	3	3	13		
	S#									4	4	4			
	A=		1	1			1		1	2	2	3			
	A/		1	1	1	1	2		2	2	2	2			
	S=				1	1	1		2	2		2			
	Total		5	2	7	2	12	14	21	10	3	13	4	7	11
ROE	A#	3		3	10	10	13	12		12	5	5	17		
	S#	4		4			4					4			
	A=		2	2	1	1	3		1	1	1	1			
	A/		2	2			2		1	1	1	2			
	S=				2	2	2		1	1		1			
	Total		7	4	11	3	10	13	24	12	2	14	2	5	7

		Count of SKILL	#SCORE	#SCORE%	NOSCORE	NOSCORE%	=SCORE	=SCORE%	-SCORE%	EFF
2	TUERLINCKX	ROE	10	5	50%	3	30%	2	20%	30%
7	VAN DE LOO	GUI	9	5	56%	4	44%	0	0%	56%
15	REYNDERS	GUI	6	4	67%	1	17%	1	17%	50%
5	COOLMAN	ROE	3	3	100%	0	0%	0	0%	100%
11	CLAES	ROE	8	3	38%	4	50%	1	13%	25%
17	Goverde	GUI	4	3	75%	0	0%	1	25%	50%
3	Paulides	ROE	3	2	67%	1	33%	0	0%	67%
8	VERHANNEMAN	ROE	5	2	40%	3	60%	0	0%	40%
18	Urnaut	GUI	3	2	67%	0	0%	1	33%	33%
1	Abreu Lopez	GUI	2	1	50%	1	50%	0	0%	50%
10	ABINET	GUI	5	0	0%	3	60%	2	40%	-40%



2014-2015

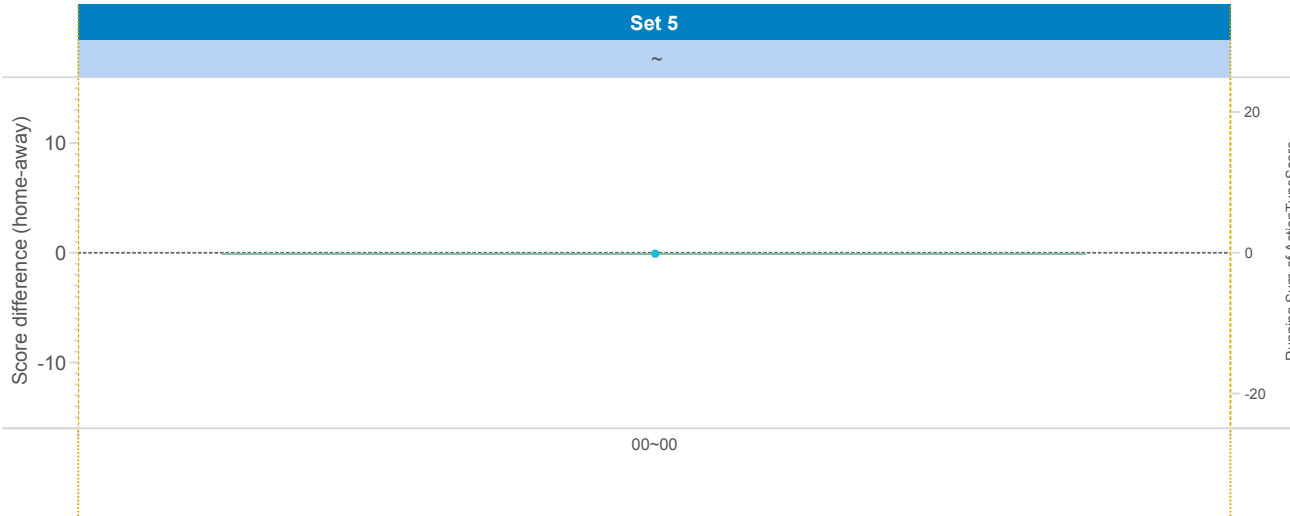
DATA

BelgiumVolleyStats.be
By Marnix Acar

© Trainerstuff.be
By Wouter Laroy

VIZ

(20150117) ROE ~ GUI (3 ~ 1)
Set analysis - Set 5



TEAM_NAME

ROE

UPPER LEFT:

+1: A# - B# - S# -1: A=, A/, B=, B/, S=, R=, D=, F=, S=

LOWER LEFT:

TOI = Team of Interest = Team analyzed OPP = Opponent
XXXServe = who served XXXSCORE = who got the point

LOWER RIGHT:

Attack sorted on #SCORE

Attacking skills

		Count of SKILL	#SCORE	#SCORE%	NOSCORE	NOSCORE%	=SCORE	=SCORE%	EFF	
2	TUERLINCKX	ROE	40	19	48%	12	30%	9	23%	25%
8	VERHANNEMAN	ROE	28	14	50%	12	43%	2	7%	43%
10	ABINET	GUI	33	13	39%	11	33%	9	27%	12%
15	REYNDERS	GUI	21	13	62%	5	24%	3	14%	48%
3	Paulides	ROE	14	12	86%	1	7%	1	7%	79%
7	VAN DE LOO	GUI	24	12	50%	11	46%	1	4%	46%
11	CLAES	ROE	23	10	43%	8	35%	5	22%	22%
17	Goverde	GUI	12	8	67%	2	17%	2	17%	50%
5	COOLMAN	ROE	5	4	80%	1	20%	0	0%	80%
18	Urnaut	GUI	8	3	38%	4	50%	1	13%	25%
1	Abreu Lopez	GUI	3	2	67%	1	33%	0	0%	67%
9	VAN DE VELDE	ROE	5	2	40%	1	20%	2	40%	0%
5	DELIE	GUI	3	0	0%	3	100%	0	0%	0%



2014-2015

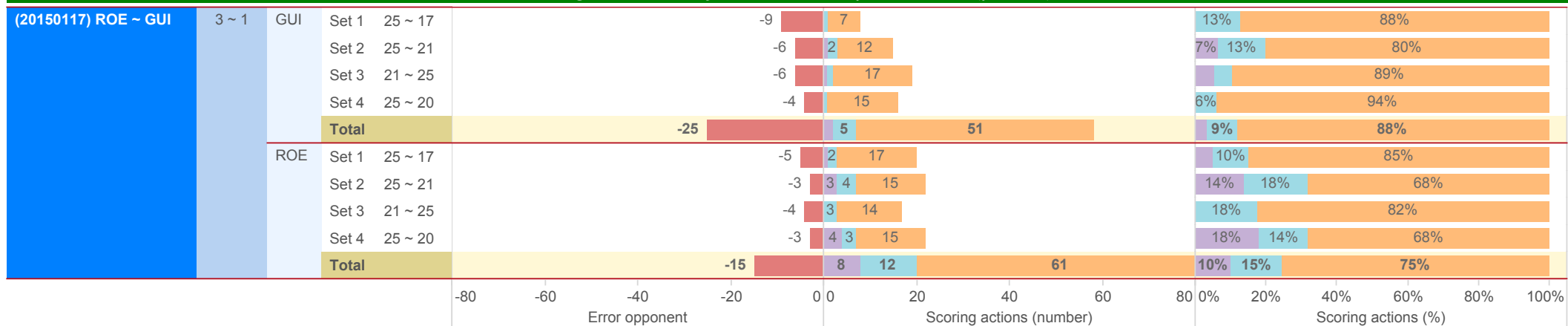
DATA

BelgiumVolleyStats.be
By Marnix Acar

© Trainerstuff.be
By Wouter Laroy

VIZ

(20150117) ROE ~ GUI (3 ~ 1)
Scoring Actions Analyzed: how were points made (per set)



S - Serve B - Block A - Attack



2014-2015

DATA

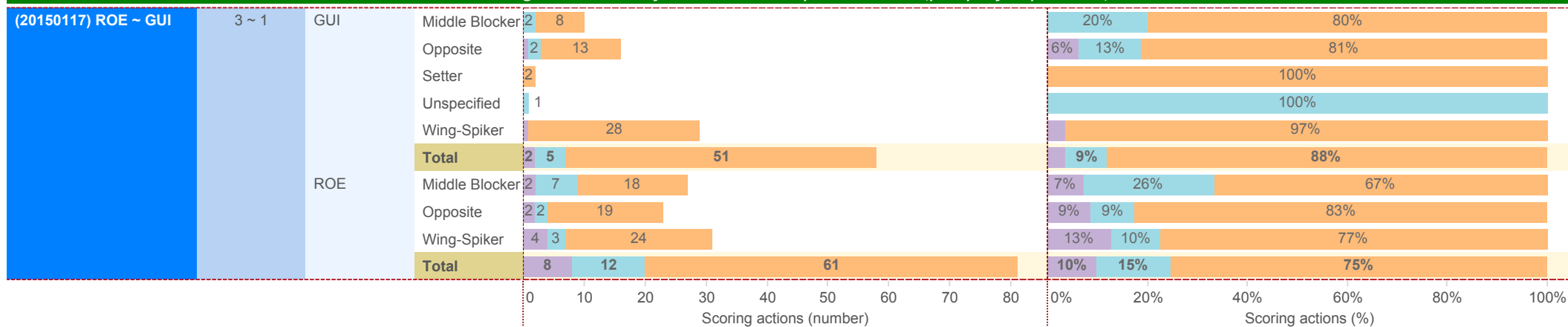
BelgiumVolleyStats.be
By Marnix Acar

© Trainerstuff.be
By Wouter Laroy

VIZ

(20150117) ROE ~ GUI (3 ~ 1)

Scoring Actions Analyzed: how were points made (per player position)



S - Serve B - Block A - Attack



2014-2015

DATA

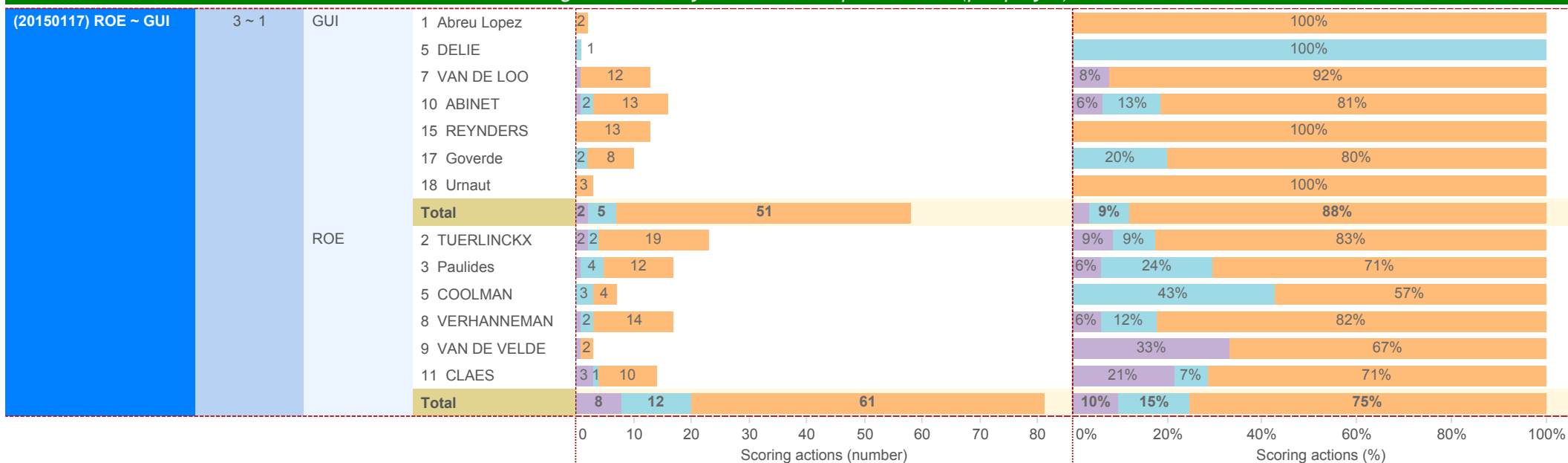
BelgiumVolleyStats.be
By Marnix Acar

© Trainerstuff.be
By Wouter Laroy

VIZ

(20150117) ROE ~ GUI (3 ~ 1)

Scoring Actions Analyzed: how were points made (per player)



S - Serve B - Block A - Attack



2014-2015

DATA

BelgiumVolleyStats.be
By Marnix Acar

© Trainerstuff.be
By Wouter Laroy

VIZ

(20150117) ROE ~ GUI (3 ~ 1)
Skills in detail (per player position): Attack/Block

Category	Skill Type	Position	Skill Count						Total	Efficiency										
			0	50	100	0	10	20			30	0	5	10	15	20	0	5	10	0
A - Attack	GUI	Middle Blocker	8 (67%)	2 (17%)	2 (21%)	4 (12%)	2 (17%)	7 (21%)	2 (6%)	12	50%									
		Opposite	13 (39%)	5 (15%)	2 (21%)	4 (12%)	7 (21%)	2 (6%)	33	12%										
		Setter	2 (67%)	1 (0)	1 (0)				3	67%										
		Unspecified		2 (67%)	1 (0)				3	0%										
		Wing-Spiker	28 (53%)	9 (17%)	7 (6%)	4 (8%)	3 (6%)	2 (4%)	53	43%										
	Total	51 (49%)	18 (17%)	11 (12%)	8 (8%)	12 (12%)	4 (4%)	104	34%											
	ROE	Middle Blocker	18 (75%)	2 (0)	1 (4%)			3 (13%)	24	63%										
		Opposite	19 (48%)	4 (10%)	4 (3%)	4 (10%)	1 (3%)	8 (20%)	40	25%										
		Wing-Spiker	24 (47%)	12 (24%)	5 (8%)	3 (6%)	4 (8%)	3 (6%)	51	33%										
		Total	61 (53%)	16 (14%)	11 (4%)	8 (7%)	5 (4%)	14 (12%)	115	37%										
B - Block	GUI	Middle Blocker	2 (17%)	1 (8%)	6 (25%)		3 (25%)		12	-8%										
		Opposite	2 (20%)		2 (30%)	2 (20%)	3 (30%)	1 (10%)	10	-20%										
		Setter						2 (100%)	2	-100%										
		Unspecified	1 (33%)				2 (67%)		3	-33%										
		Wing-Spiker		4 (31%)	3 (31%)		4 (31%)	2 (15%)	13	-46%										
	Total	5 (13%)	5 (13%)	11 (30%)	2 (5%)	12 (30%)	5 (13%)	40	-30%											
	ROE	Middle Blocker	7 (21%)	3 (9%)	5 (35%)	5 (15%)	12 (35%)	2 (6%)	34	-21%										
		Opposite	2 (40%)		1 (40%)		2 (40%)		5	0%										
		Setter		1 (20%)	1 (60%)		3 (60%)		5	-60%										
		Wing-Spiker	3 (15%)	2 (10%)	4 (50%)	1 (5%)	10 (50%)		20	-35%										
Total		12 (19%)	6 (9%)	11 (42%)	6 (9%)	27 (42%)	2 (3%)	64	-27%											



2014-2015

DATA

BelgiumVolleyStats.be
By Marnix Acar

© Trainerstuff.be
By Wouter Laroy

VIZ

(20150117) ROE ~ GUI (3 ~ 1)
Skills in detail (per player position): Serve/Reception

S - Serve	GUI	Middle Blocker	Skill					Count of SKILL	EFF	
			#	+	!	-	/			
		Middle Blocker	1 (8%)	5 ()	7 (54%)			13	0%	
		Opposite	1 (9%)	3 (27%)	6 ()	1 (9%)		11	9%	
		Setter		3 (17%)	7 (6%)	4 (22%)	1 (6%)	3 (17%)	-17%	
		Unspecified				7 (100%)		7	0%	
		Wing-Spiker	1 (3%)	8 (23%)	14 ()	7 (20%)	5 (14%)	35	-11%	
		Total	2 (2%)	15 (18%)	32 (1%)	26 (31%)	1 (1%)	8 (10%)	84	-7%
	ROE	Middle Blocker	2 (7%)	10 (33%)	11 (7%)	3 (10%)	2 (7%)	2 (7%)	30	0%
		Opposite	2 (11%)	3 (17%)	7 (6%)	5 (28%)	1 (6%)	18	11%	
		Setter		2 (15%)	6 (8%)	2 (15%)	1 (8%)	2 (15%)	13	-15%
		Wing-Spiker	4 (12%)	9 (26%)	5 (9%)	6 (18%)	3 (9%)	7 (21%)	34	-9%
		Total	8 (8%)	24 (25%)	29 (7%)	16 (17%)	7 (7%)	11 (12%)	95	-3%
R - Reception	GUI	Libero	5 (15%)	11 (33%)	3 (6%)	8 (24%)	2 (6%)	4 (12%)	33	-12%
		Wing-Spiker	11 (22%)	18 (36%)	4 (10%)	9 (18%)	5 (10%)	3 (6%)	50	-6%
		Total	16 (19%)	29 (35%)	7 (8%)	17 (20%)	7 (8%)	7 (8%)	83	-8%
	ROE	Libero	14 (52%)	10 (37%)		2 (7%)		1 (4%)	27	-4%
		Opposite	1 (100%)						1	0%
		Wing-Spiker	11 (23%)	22 (46%)	3 (2%)	10 (21%)	1 (2%)	1 (2%)	48	-2%
		Total	26 (34%)	32 (42%)	3 (1%)	12 (16%)	1 (1%)	2 (3%)	76	-3%
			0 20 40	0 20 40	0 20 40	0 20 40	0 5 10	0 5 10 15 20	0 50 100	-20% 0% 20%
			#	+	!	-	/	=	Count of SKILL	EFF



2014-2015

DATA

BelgiumVolleyStats.be
By Marnix Acar

© Trainerstuff.be
By Wouter Laroy

VIZ

(20150117) ROE ~ GUI (3 ~ 1)

Skills in detail (per player): Attack

A - Attack		GUI	ROE	#	+	!	-	/	=	Count of SKILL	EFF
	1 Abreu Lopez	2 (67%)		1 ()						3	67%
	5 DELIE		2 (67%)	1 ()						3	0%
	7 VAN DE LOO	12 (50%)	5 (21%)	4 (4%)	2 (8%)	1 (4%)				24	46%
	10 ABINET	13 (39%)	5 (15%)	2 (21%)	4 (12%)	7 (21%)	2 (6%)			33	12%
	15 REYNDERS	13 (62%)	3 (14%)	2 (10%)		2 (10%)	1 (5%)			21	48%
	17 Goverde	8 (67%)	2 (17%)			2 (17%)				12	50%
	18 Urnaut	3 (38%)	1 (13%)	1 ()	2 (25%)		1 (13%)			8	25%
	Total	51 (49%)	18 (17%)	11 (12%)	8 (8%)	12 (12%)	4 (4%)			104	34%
	2 TUERLINCKX	19 (48%)	4 (10%)	4 (3%)	4 (10%)	1 (3%)	8 (20%)			40	25%
	3 Paulides	12 (86%)			1 (7%)		1 (7%)			14	79%
	5 COOLMAN	4 (80%)		1 ()						5	80%
	8 VERHANNEMAN	14 (50%)	7 (25%)	2 (7%)	3 (11%)	2 (7%)				28	43%
	9 VAN DE VELDE	2 (40%)		1 ()			2 (40%)			5	0%
	11 CLAES	10 (43%)	5 (22%)	3 (9%)		2 (9%)	3 (13%)			23	22%
	Total	61 (53%)	16 (14%)	11 (4%)	8 (7%)	5 (4%)	14 (12%)			115	37%
				#	+	!	-	/	=	Count of SKILL	EFF



2014-2015

DATA

BelgiumVolleyStats.be
By Marnix Acar

© Trainerstuff.be
By Wouter Laroy

VIZ

(20150117) ROE ~ GUI (3 ~ 1)
Skills in detail (per player): Block

B - Block	Skill	Game Outcome						Count of SKILL	EFF	
		#	+	!	-	/	=			
B - Block	GUI	1 Abreu Lopez						2 (100%)	2	-100%
	5 DELIE	1 (33%)					2 (67%)	3	-33%	
	7 VAN DE LOO			1 (67%)			2 (67%)	3	-67%	
	10 ABINET	2 (20%)		2 (30%)	2 (20%)	3 (30%)	1 (10%)	10	-20%	
	15 REYNDERS		3 (43%)	1 (14%)		1 (14%)	2 (29%)	7	-43%	
	17 Goverde	2 (17%)	1 (8%)	6 (25%)		3 (25%)		12	-8%	
	18 Urnaut		1 (33%)	1 (33%)		1 (33%)		3	-33%	
	Total	5 (13%)	5 (13%)	11 (30%)	2 (5%)	12 (30%)	5 (13%)	40	-30%	
	ROE	2 TUERLINCKX	2 (40%)		1 (40%)		2 (40%)		5	0%
	3 Paulides	4 (27%)	2 (13%)	1 (27%)	3 (20%)	4 (27%)	1 (7%)	15	-7%	
4 D'HULST		1 (20%)	1 (60%)		3 (60%)		5	-60%		
5 COOLMAN	3 (30%)		2 (40%)	1 (10%)	4 (40%)		10	-10%		
8 VERHANNEMAN	2 (17%)	1 (8%)	2 (50%)	1 (8%)	6 (50%)		12	-33%		
9 VAN DE VELDE		1 (11%)	2 (44%)	1 (11%)	4 (44%)	1 (11%)	9	-56%		
11 CLAES	1 (13%)	1 (13%)	2 (50%)		4 (50%)		8	-38%		
Total	12 (19%)	6 (9%)	11 (42%)	6 (9%)	27 (42%)	2 (3%)	64	-27%		
		#	+	!	-	/	=	Count of SKILL	EFF	



2014-2015

DATA

BelgiumVolleyStats.be
By Marnix Acar

© Trainerstuff.be
By Wouter Laroy

VIZ

(20150117) ROE ~ GUI (3 ~ 1)
Skills in detail (per player): Reception

R - Reception	Player	#	+	!	-	/	=	Count of SKILL	EFF
R - Reception	GUI	7 VAN DE LOO	2 (25%)	3 (38%)		2 (25%)	1 (13%)	8	0%
	14 Van Sande		1 (100%)				1		0%
	15 REYNDERS	7 (23%)	13 (42%)	2 (6%)	4 (13%)	2 (6%)	3 (10%)	31	-10%
	16 Van De Pontseele	5 (16%)	10 (31%)	3 (6%)	8 (25%)	2 (6%)	4 (13%)	32	-13%
	18 Urnaut	2 (18%)	2 (18%)	2 (18%)	3 (27%)	2 (18%)		11	0%
	Total	16 (19%)	29 (35%)	7 (8%)	17 (20%)	7 (8%)	7 (8%)	83	-8%
	ROE	2 TUERLINCKX	1 (100%)					1	0%
	6 DEJONCKHEERE	14 (52%)	10 (37%)		2 (7%)		1 (4%)	27	-4%
	8 VERHANNEMAN	10 (30%)	13 (39%)	2 ()	8 (24%)			33	0%
	11 CLAES	1 (7%)	9 (60%)	1 (7%)	2 (13%)	1 (7%)	1 (7%)	15	-7%
Total	26 (34%)	32 (42%)	3 (1%)	12 (16%)	1 (1%)	2 (3%)	76	-3%	
		#	+	!	-	/	=	Count of SKILL	EFF