



2014-2015

DATA

BelgiumVolleyStats.be
By Marnix Acar

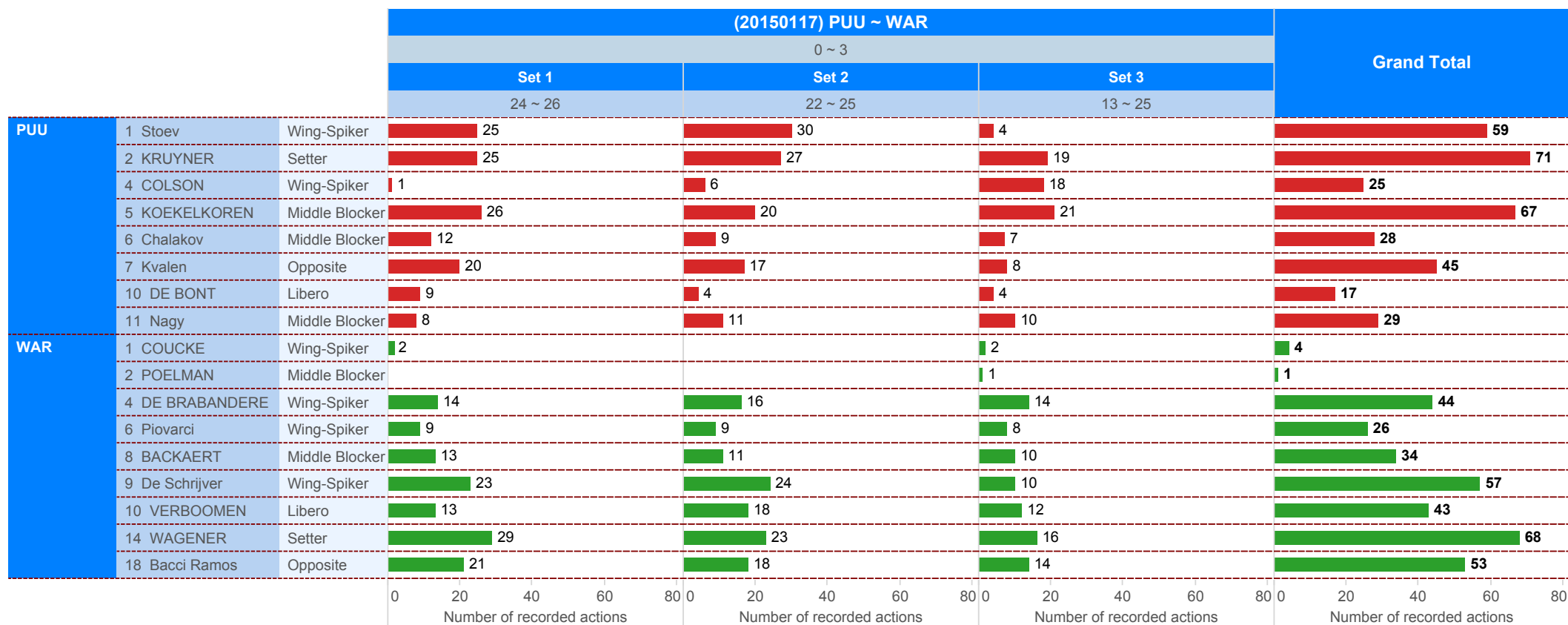
© **Trainerstuff.be**
By Wouter Laroy

VIZ

Scouting data provided by: Marnix Acar - www.BelgiumVolleyStats.be

Data processing and vizualization: Wouter Laroy - www.trainerstuff.be

Questions/Remarks/Suggestions: info@belgiumvolleystats.be - wouterstrainerstuff@gmail.com



■ SET LOST ■ SET WON



2014-2015

DATA

BelgiumVolleyStats.be
By Marnix Acar

© Trainerstuff.be
By Wouter Laroy

VIZ

(20150117) PUU ~ WAR (0 ~ 3)
Game analysis

TOI	ScoringActi..	TOIServe						OPPServe							
		TOIScore			OPPScore			Total	TOIScore			OPPScore			Total
		TOI	OPP	Total	TOI	OPP	Total		TOI	OPP	Total	TOI	OPP	Total	
PUU	A#	5		5		25	25	30	27		27		16	16	43
	S#	5		5				5					7	7	7
	A=		5	5	2		2	7		1	1	6		6	7
	A\		6	6				6		2	2	7		7	9
	S=				10		10	10		6	6			6	6
	E=			1	1	1	1	2		1	1	1		1	2
	D=				1		1	1							
	Total	10	12	22	14	25	39	61	27	10	37	14	23	37	74
WAR	A#	16		16		27	27	43	25		25		5	5	30
	S#	7		7				7					5	5	5
	A=		6	6	1		1	7		2	2	5		5	7
	A\		7	7	2		2	9				6		6	6
	S=				6		6	6		10	10			10	10
	E=			1	1	1	1	2		1	1	1		1	2
	D=									1	1				1
	Total	23	14	37	10	27	37	74	25	14	39	12	10	22	61

Attack

		Count of SKILL	%SCORE	=SCORE%	EFF
14 WAGENER	WAR	2	100%	0%	100%
18 Bacci Ramos	WAR	31	74%	10%	65%
6 Piovarci	WAR	7	57%	14%	43%
11 Nagy	PUU	6	50%	0%	50%
1 Stoev	PUU	9	44%	22%	22%
7 Kvalen	PUU	25	44%	16%	28%
5 KOEKLKOREN	PUU	29	38%	10%	28%
8 BACKAERT	WAR	8	38%	50%	-13%
4 COLSON	PUU	7	29%	71%	-43%
9 De Schrijver	WAR	25	28%	16%	12%
4 DE BRABANDERE	WAR	9	22%	22%	0%
6 Chalakov	PUU	6	17%	17%	0%
2 KRUYNER	PUU	1	0%	0%	0%

Block

		Count of SKILL	#
6 Chalakov	PUU	12	3
8 BACKAERT	WAR	11	3
2 KRUYNER	PUU	5	2
5 KOEKLKOREN	PUU	4	2
18 Bacci Ramos	WAR	6	2
6 Piovarci	WAR	9	1
9 De Schrijver	WAR	5	1
11 Nagy	PUU	9	1
1 Stoev	PUU	2	
4 COLSON	PUU	2	
4 DE BRABANDERE	WAR	2	
7 Kvalen	PUU	4	
14 WAGENER	WAR	6	

Serve

		Count of SKILL	%	=%
4 DE BRABANDERE	WAR	11	27%	
4 COLSON	PUU	4	25%	25%
5 KOEKLKOREN	PUU	12	17%	8%
6 Chalakov	PUU	8	13%	38%
14 WAGENER	WAR	18	11%	
18 Bacci Ramos	WAR	9	11%	11%
1 Stoev	PUU	11	9%	9%
8 BACKAERT	WAR	13	8%	
2 KRUYNER	PUU	10		10%
6 Piovarci	WAR	8		13%
7 Kvalen	PUU	7		29%
9 De Schrijver	WAR	15		27%
11 Nagy	PUU	9		11%

Reception

		Count of SKILL	%	+%	=%
1 COUCKE	WAR	2	50%	50%	
1 Stoev	PUU	28	25%	29%	11%
4 DE BRABANDERE	WAR	12	25%	42%	8%
4 COLSON	PUU	10	20%	50%	
10 VERBOOMEN	WAR	29	17%	38%	7%
10 DE BONT	PUU	11	9%	36%	9%
5 KOEKLKOREN	PUU	18	6%	39%	11%
9 De Schrijver	WAR	7		29%	29%
11 Nagy	PUU	1			100%
14 WAGENER	WAR	1			

UPPER:

TOI = Team of Interest = Team analyzed OPP = Opponent
 XXXServe = who served XXXSCORE = who got the point



2014-2015

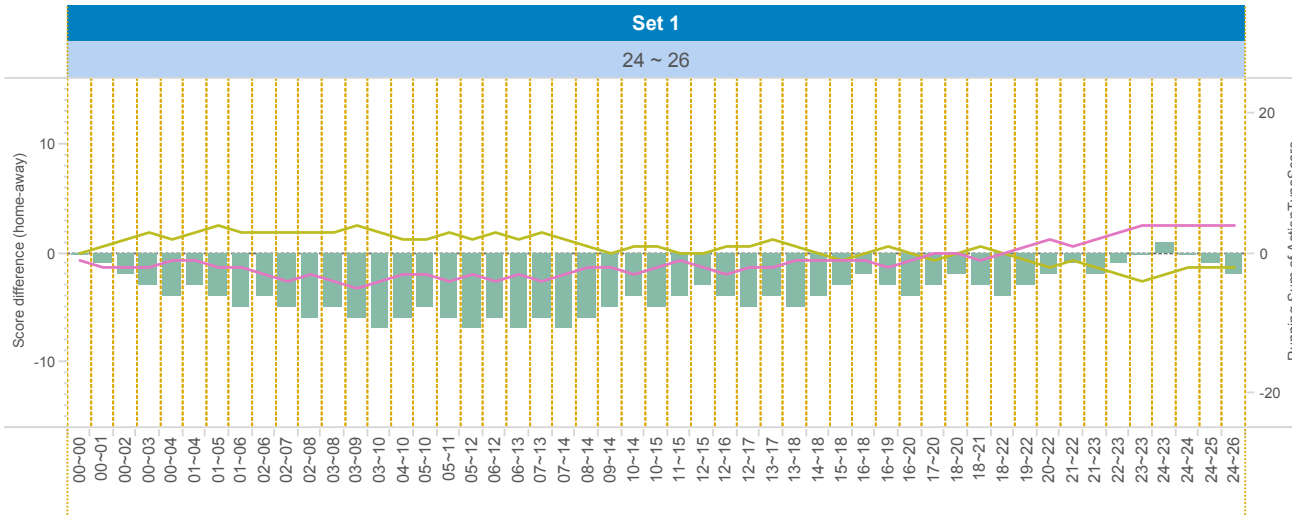
DATA

BelgiumVolleyStats.be
By Marnix Acar

© Trainerstuff.be
By Wouter Iaroy

VIZ

(20150117) PUU ~ WAR (0 ~ 3)
Set analysis - Set 1



TEAM_NAME

- PUU
- WAR

UPPER LEFT:

+1: A# - B# - S# -1: A=, A/, B=, B/, S=, R=, D=, F=, S=

LOWER LEFT:

TOI = Team of Interest = Team analyzed OPP = Opponent
XXXServe = who served XXXSCORE = who got the point

LOWER RIGHT:

Attack sorted on #SCORE

		Set 1													
		TOIServe						OPPServe							
		TOIScore			OPPScore			Total	TOIScore			OPPScore			Total
TOI	Scorin..	TOI	OPP	Total	TOI	OPP	Total		TOI	OPP	Total	TOI	OPP	Total	
PUU	A#	2		2		9	9	11	12		12		7	7	19
	S#	3		3				3					3	3	3
	A=		3	3				3				1	1	1	
	A/		3	3				3						3	
	S=					4	4	4		1	1			1	
	E=					1	1	1				1		1	
	Total		5	6	11	5	9	14	25	12	1	13	2	10	12
WAR	A#	7		7		12	12	19	9		9		2	2	11
	S#	3		3				3					3	3	3
	A=		1	1				1				3	3	3	
	A/											3	3	3	
	S=					1	1	1		4	4			4	
	E=		1	1				1		1	1			1	
	Total		10	2	12	1	12	13	25	9	5	14	6	5	11

Attacking skills

		Count of SKILL								
		#SCORE	#SCORE%	NOSCORE	NOSCORE%	=SCORE	=SCORE%	-SCORE%	EFF	
18	Bacci Ramos	WAR	15	9	60%	4	27%	2	13%	47%
5	KOEKELKOREN	PUU	14	6	43%	8	57%	0	0%	43%
7	Kvalen	PUU	12	5	42%	7	58%	0	0%	42%
9	De Schrijver	WAR	9	3	33%	6	67%	0	0%	33%
6	Piovarci	WAR	3	2	67%	0	0%	1	33%	33%
11	Nagy	PUU	2	2	100%	0	0%	0	0%	100%
6	Chalakov	PUU	1	1	100%	0	0%	0	0%	100%
8	BACKAERT	WAR	3	1	33%	0	0%	2	67%	-33%
14	WAGENER	WAR	1	1	100%	0	0%	0	0%	100%
1	Stoev	PUU	3	0	0%	2	67%	1	33%	-33%
4	DE BRABANDERE	WAR	3	0	0%	2	67%	1	33%	-33%



2014-2015

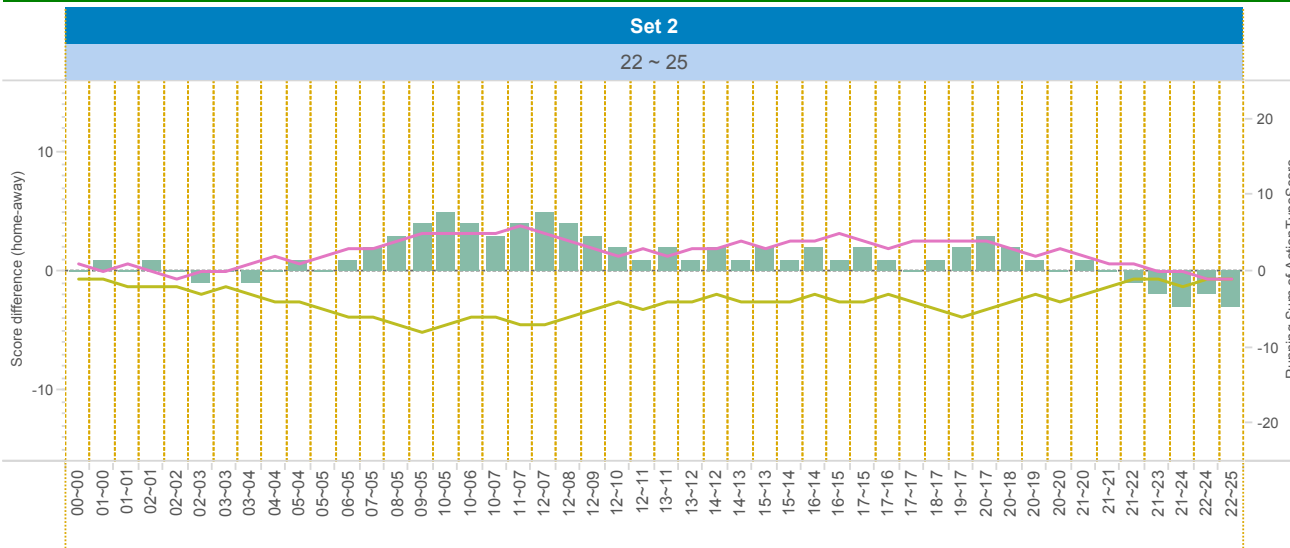
DATA

BelgiumVolleyStats.be
By Marnix Acar

© Trainerstuff.be
By Wouter Iaroy

ZIV

(20150117) PUU ~ WAR (0 ~ 3)
Set analysis - Set 2



TEAM_NAME

- PUU
- WAR

UPPER LEFT:

+1: A# - B# - S# -1: A=, A/, B=, B/, S=, R=, D=, F=, S=

LOWER LEFT:

TOI = Team of Interest = Team analyzed OPP = Opponent
XXXServe = who served XXXSCORE = who got the point

LOWER RIGHT:

Attack sorted on #SCORE

Attacking skills

		Set 2													
		TOIServe						OPPServe							
		TOIScore			OPPScore			Total	TOIScore			OPPScore			Total
TOI	Scorin..	TOI	OPP	Total	TOI	OPP	Total	TOI	OPP	Total	TOI	OPP	Total	Total	
PUU	A#	1		1		8	8	9	12		12		5	5	17
	S#	1		1				1						1	
	A=		2	2				2			2		2	2	
	A/		3	3							4		4	4	
	S=				5		5	5		1	1			1	
	E=		1	1				1		1	1			1	
	D=				1		1	1						1	
	Total	2	6	8	6	8	14	22	12	2	14	6	5	11	25
WAR	A#	5		5		12	12	17	8		8		1	1	9
	S#												1	1	
	A=		2	2				2			2		2	2	
	A/		4	4				4			3		3	3	
	S=				1		1	1		5	5			5	
	E=				1		1	1				1		1	
	D=									1	1			1	
	Total	5	6	11	2	12	14	25	8	6	14	6	2	8	22

		Count of SKILL	#SCORE	#SCORE%	NOSCORE	NOSCORE%	=SCORE	=SCORE%	EFF	
18	Bacci Ramos	WAR	9	8	89%	0	0%	1	11%	78%
1	Stoev	PUU	5	4	80%	1	20%	0	0%	80%
5	KOEKELKOREN	PUU	11	4	36%	4	36%	3	27%	9%
7	Kvalen	PUU	9	4	44%	3	33%	2	22%	22%
9	De Schrijver	WAR	12	2	17%	8	67%	2	17%	0%
4	DE BRABANDERE	WAR	2	1	50%	0	0%	1	50%	0%
6	Piovarci	WAR	1	1	100%	0	0%	0	0%	100%
8	BACKAERT	WAR	2	1	50%	0	0%	1	50%	0%
11	Nagy	PUU	2	1	50%	1	50%	0	0%	50%
6	Chalakov	PUU	4	0	0%	3	75%	1	25%	-25%



2014-2015

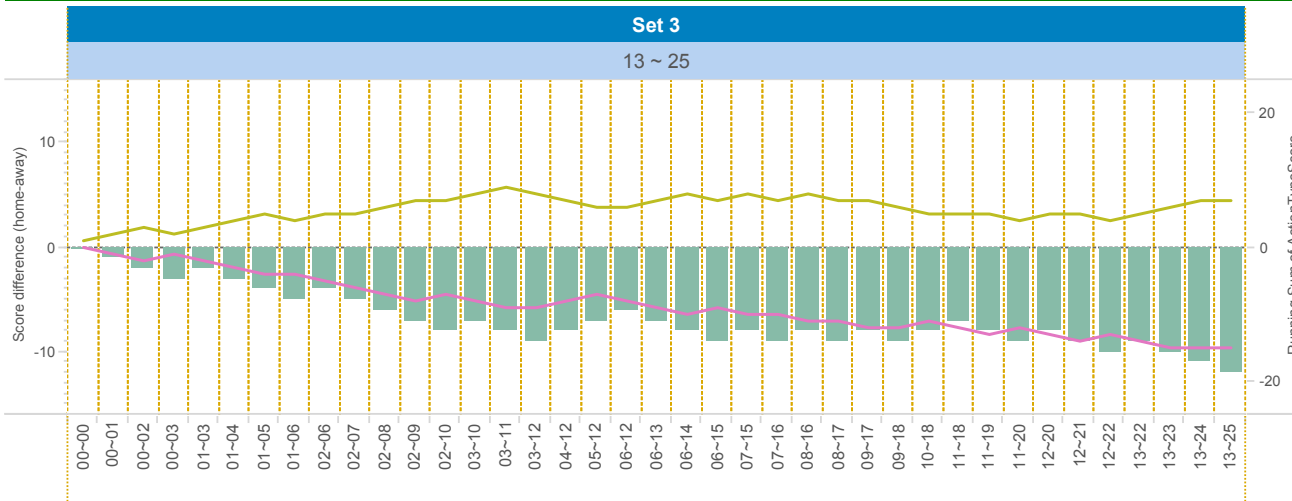
DATA

BelgiumVolleyStats.be
By Marnix Acar

© Trainerstuff.be
By Wouter Iaroy

ZIV

(20150117) PUU ~ WAR (0 ~ 3)
Set analysis - Set 3



TEAM_NAME

- PUU
- WAR

UPPER LEFT:

+1: A# - B# - S# -1: A=, A/, B=, B/, S=, R=, D=, F=, S=

LOWER LEFT:

TOI = Team of Interest = Team analyzed OPP = Opponent
XXXServe = who served XXXSCORE = who got the point

LOWER RIGHT:

Attack sorted on #SCORE

		Set 3															
		TOIServe							OPPServe								
		TOIScore			OPPScore				Total	TOIScore			OPPScore				Total
TOI	Scorin..	TOI	OPP	Total	TOI	OPP	Total	TOI		OPP	Total	TOI	OPP	Total	Total		
PUU	A#	2		2		8	8	10	3		3		4	4	7		
	S#	1		1				1					4	4	4		
	A=				2		2	2		1	1	3		3	4		
	A/									2	2	3		3	5		
	S=				1		1	1		4	4				4		
	Total		3		3	3	8	11	14	3	7	10	6	8	14	24	
WAR	A#	4		4		3	3	7	8		8		2	2	10		
	S#	4		4				4					1	1	1		
	A=					3	3	4		2	2			2	2		
	A/					3	3	5									
	S=					4	4	4		1	1				1		
	Total		8	6	14	7	3	10	24	8	3	11	3	3	14		

Attacking skills

			Count of SKILL	#SCORE	#SCORE%	NOSCORE	NOSCORE%	=SCORE	=SCORE%	EFF
18	Bacci Ramos	WAR	7	6	86%	1	14%	0	0%	86%
4	COLSON	PUU	7	2	29%	0	0%	5	71%	-43%
7	Kvalen	PUU	4	2	50%	0	0%	2	50%	0%
9	De Schrijver	WAR	4	2	50%	0	0%	2	50%	0%
4	DE BRABANDERE	WAR	4	1	25%	3	75%	0	0%	25%
5	KOEKELKOREN	PUU	4	1	25%	3	75%	0	0%	25%
6	Piovarci	WAR	3	1	33%	2	67%	0	0%	33%
8	BACKAERT	WAR	3	1	33%	1	33%	1	33%	0%
14	WAGENER	WAR	1	1	100%	0	0%	0	0%	100%
1	Stoev	PUU	1	0	0%	0	0%	1	100%	-100%
2	KRUYNER	PUU	1	0	0%	1	100%	0	0%	0%
6	Chalakov	PUU	1	0	0%	1	100%	0	0%	0%
11	Nagy	PUU	2	0	0%	2	100%	0	0%	0%



2014-2015

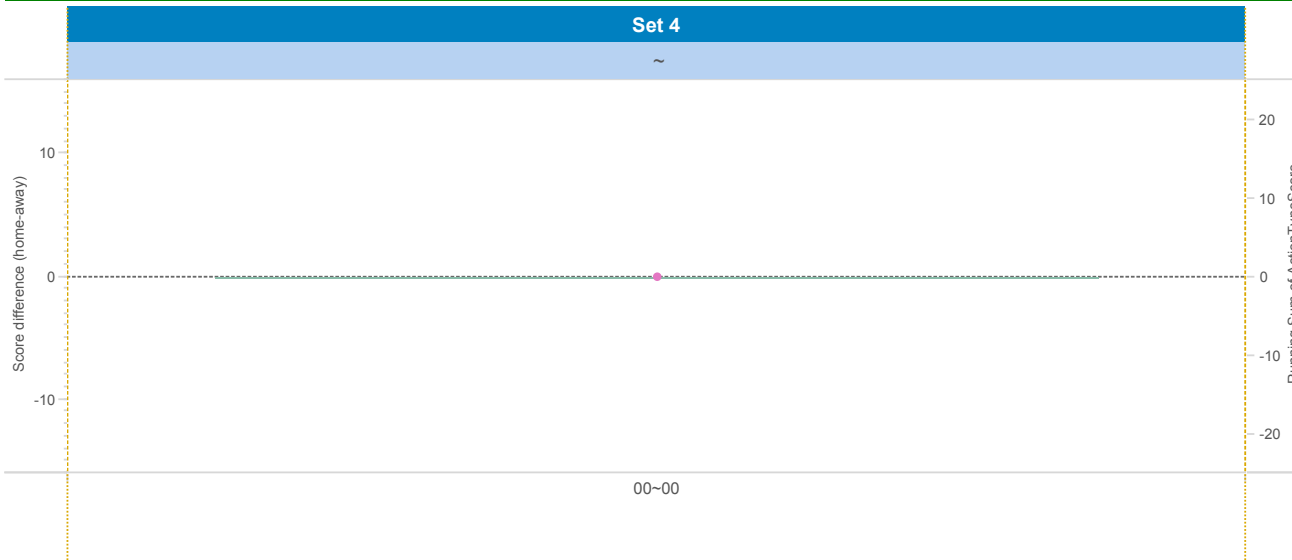
DATA

BelgiumVolleyStats.be
By Marnix Acar

© Trainerstuff.be
By Wouter Laroy

VIZ

(20150117) PUU ~ WAR (0 ~ 3)
Set analysis - Set 4



TEAM_NAME

PUU

UPPER LEFT:

+1: A# - B# - S# -1: A=, A/, B=, B/, S=, R=, D=, F=, S=

LOWER LEFT:

TOI = Team of Interest = Team analyzed OPP = Opponent
XXXServe = who served XXXSCORE = who got the point

LOWER RIGHT:

Attack sorted on #SCORE

Attacking skills



2014-2015

DATA

BelgiumVolleyStats.be
By Marnix Acar

© **Trainerstuff.be**
By Wouter Laroy

VIZ

(20150117) PUU ~ WAR (All)
Set analysis - Set 5

TEAM_NAME

UPPER LEFT:

+1: A# - B# - S# -1: A=, A/, B=, B/, S=, R=, D=, F=, S=

LOWER LEFT:

TOI = Team of Interest = Team analyzed OPP = Opponent
XXXServe = who served XXXSCORE = who got the point

LOWER RIGHT:

Attack sorted on #SCORE

Attacking skills

		Count of SKILL	#SCORE	#SCORE%	NOSCORE	NOSCORE%	=SCORE	=SCORE%	EFF	
18	Bacci Ramos	WAR	31	23	74%	5	16%	3	10%	65%
5	KOEKELKOREN	PUU	29	11	38%	15	52%	3	10%	28%
7	Kvalen	PUU	25	11	44%	10	40%	4	16%	28%
9	De Schrijver	WAR	25	7	28%	14	56%	4	16%	12%
1	Stoev	PUU	9	4	44%	3	33%	2	22%	22%
6	Piovarci	WAR	7	4	57%	2	29%	1	14%	43%
8	BACKAERT	WAR	8	3	38%	1	13%	4	50%	-13%
11	Nagy	PUU	6	3	50%	3	50%	0	0%	50%
4	COLSON	PUU	7	2	29%	0	0%	5	71%	-43%
4	DE BRABANDERE	WAR	9	2	22%	5	56%	2	22%	0%
14	WAGENER	WAR	2	2	100%	0	0%	0	0%	100%
6	Chalakov	PUU	6	1	17%	4	67%	1	17%	0%
2	KRUYNER	PUU	1	0	0%	1	100%	0	0%	0%



2014-2015

DATA

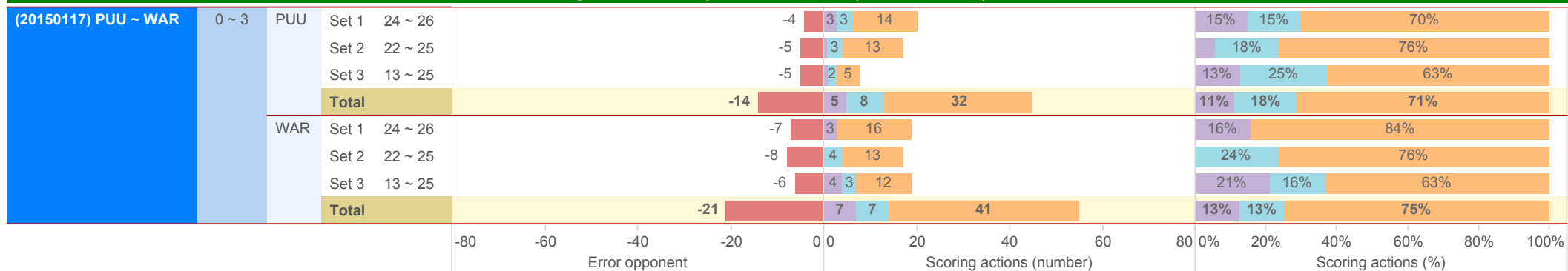
BelgiumVolleyStats.be
By Marnix Acar

© Trainerstuff.be
By Wouter Laroy

VIZ

(20150117) PUU ~ WAR (0 ~ 3)

Scoring Actions Analyzed: how were points made (per set)



S - Serve B - Block A - Attack



2014-2015

DATA

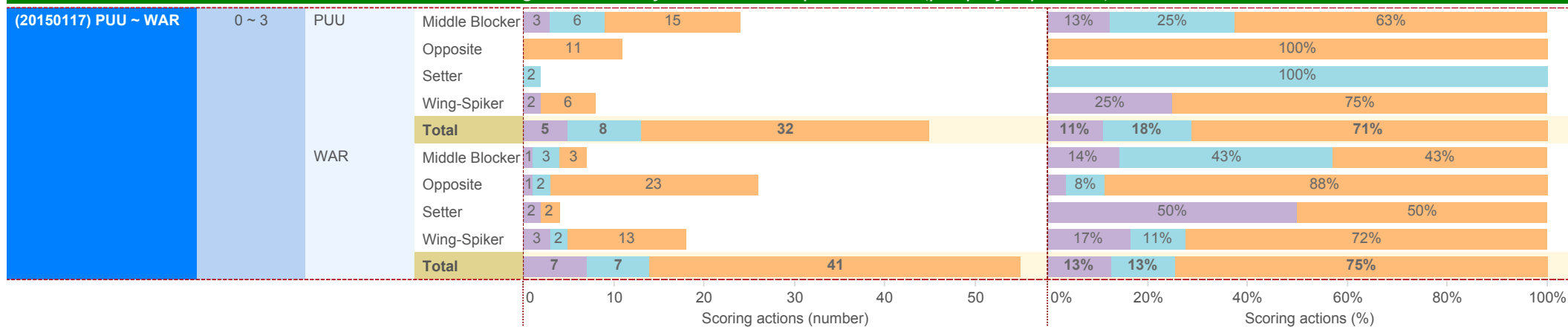
BelgiumVolleyStats.be
By Marnix Acar

© Trainerstuff.be
By Wouter Laroy

VIZ

(20150117) PUU ~ WAR (0 ~ 3)

Scoring Actions Analyzed: how were points made (per player position)



S - Serve B - Block A - Attack



2014-2015

DATA

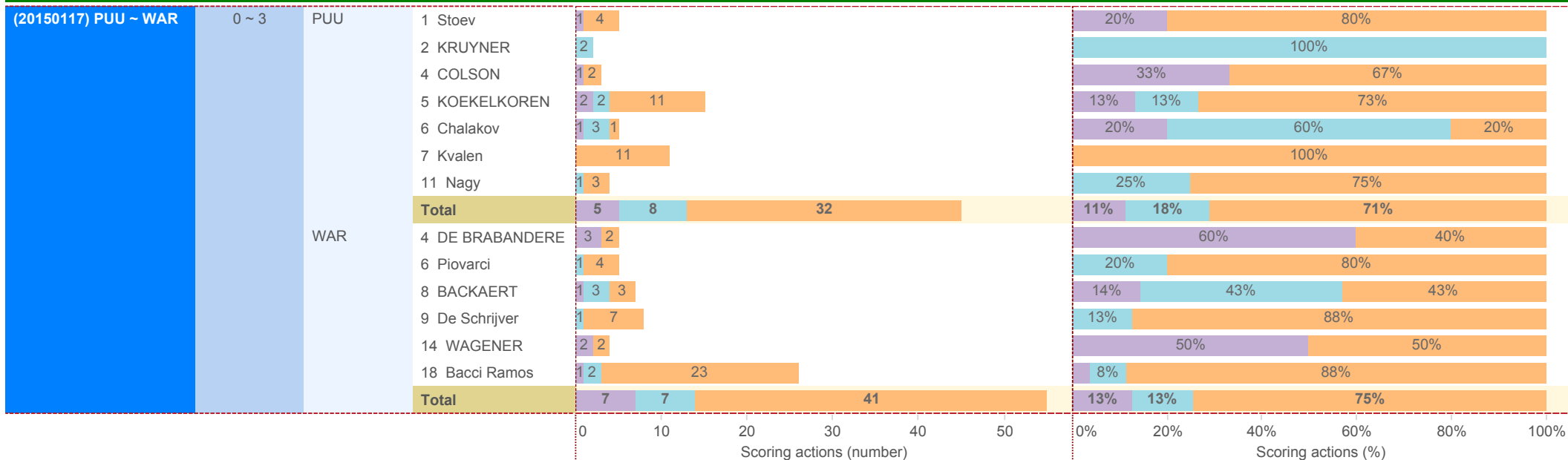
BelgiumVolleyStats.be
By Marnix Acar

© Trainerstuff.be
By Wouter Laroy

VIZ

(20150117) PUU ~ WAR (0 ~ 3)

Scoring Actions Analyzed: how were points made (per player)



S - Serve B - Block A - Attack



2014-2015

DATA

BelgiumVolleyStats.be
By Marnix Acar

© Trainerstuff.be
By Wouter Laroy

VIZ

(20150117) PUU ~ WAR (0 ~ 3)

Skills in detail (per player position): Attack/Block

Category	Team	Position	Game 1						Game 2		EFF
			#	+	!	-	/	=	Count of SKILL	EFF	
A - Attack	PUU	Middle Blocker	15 (37%)	3 (7%)	3 (7%)	16 (39%)	3 (7%)	1 (2%)	41	27%	
		Opposite	11 (44%)	1 (4%)	4 (4%)	5 (20%)	1 (4%)	3 (12%)	25	28%	
		Setter				1 (100%)			1	0%	
		Wing-Spiker	6 (38%)	1 (6%)		2 (13%)	3 (19%)	4 (25%)	16	-6%	
		Total	32 (39%)	5 (6%)	7 (8%)	24 (29%)	7 (8%)	8 (10%)	83	20%	
	WAR	Middle Blocker	3 (38%)			1 (13%)	2 (25%)	2 (25%)	8	-13%	
		Opposite	23 (74%)		2 (6%)	3 (10%)	2 (6%)	1 (3%)	31	65%	
		Setter	2 (100%)						2	100%	
		Wing-Spiker	13 (32%)	1 (2%)	4 (10%)	16 (39%)	4 (10%)	3 (7%)	41	15%	
		Total	41 (50%)	1 (1%)	6 (10%)	20 (24%)	8 (10%)	6 (7%)	82	33%	
B - Block	PUU	Middle Blocker	6 (24%)	5 (20%)	2 ()			12 (48%)	25	-24%	
		Opposite		1 (25%)	2 ()			1 (25%)	4	-25%	
		Setter	2 (40%)	1 (20%)				2 (40%)	5	0%	
		Wing-Spiker			2 ()			2 (50%)	4	-50%	
		Total	8 (21%)	7 (18%)	6 ()			17 (45%)	38	-24%	
	WAR	Middle Blocker	3 (27%)	4 (36%)	2 ()			2 (18%)	11	9%	
		Opposite	2 (33%)		1 ()			3 (50%)	6	-17%	
		Setter		2 (33%)	1 ()			3 (50%)	6	-50%	
		Wing-Spiker	2 (13%)	3 (19%)	3 ()			8 (50%)	16	-38%	
		Total	7 (18%)	9 (23%)	7 ()			16 (41%)	39	-23%	



2014-2015

DATA

BelgiumVolleyStats.be
By Marnix Acar

© Trainerstuff.be
By Wouter Laroy

VIZ

(20150117) PUU ~ WAR (0 ~ 3)

Skills in detail (per player position): Serve/Reception

Skill	Position	Game	Game 1		Game 2		Game 3		Game 4		Game 5		Total	EFF		
			#	%	#	%	#	%	#	%	#	%				
S - Serve	PUU	Middle Blocker	3	(10%)	3	(10%)	12	(3%)	5	(17%)	1	(3%)	5	(17%)	29	-7%
		Opposite			1	(14%)	3	()	1	(14%)			2	(29%)	7	-29%
		Setter			1	(10%)	6	()	2	(20%)			1	(10%)	10	-10%
		Wing-Spiker	2	(13%)	7	(47%)	2	(7%)	1	(7%)	1	(7%)	2	(13%)	15	0%
		Total	5	(8%)	12	(20%)	23	(3%)	9	(15%)	2	(3%)	10	(16%)	61	-8%
	WAR	Middle Blocker	1	(8%)	3	(23%)	8	()	1	(8%)					13	8%
		Opposite	1	(11%)	2	(22%)	3	()	2	(22%)			1	(11%)	9	0%
		Setter	2	(11%)	3	(17%)	8	()	5	(28%)					18	11%
		Wing-Spiker	3	(9%)	6	(18%)	12	(15%)	3	(9%)	5	(15%)	5	(15%)	34	-6%
		Total	7	(9%)	14	(19%)	31	(7%)	11	(15%)	5	(7%)	6	(8%)	74	1%
R - Reception	PUU	Libero	1	(9%)	4	(36%)	1	()	4	(36%)			1	(9%)	11	-9%
		Middle Blocker	1	(5%)	7	(37%)	2	(5%)	5	(26%)	1	(5%)	3	(16%)	19	-16%
		Wing-Spiker	9	(24%)	13	(34%)	4	(11%)	5	(13%)	4	(11%)	3	(8%)	38	-8%
		Total	11	(16%)	24	(35%)	7	(7%)	14	(21%)	5	(7%)	7	(10%)	68	-10%
	WAR	Libero	5	(17%)	11	(38%)	2	(7%)	7	(24%)	2	(7%)	2	(7%)	29	-7%
		Setter							1	(100%)					1	0%
		Wing-Spiker	4	(19%)	8	(38%)	2	()	4	(19%)			3	(14%)	21	-14%
		Total	9	(18%)	19	(37%)	4	(4%)	12	(24%)	2	(4%)	5	(10%)	51	-10%



2014-2015

DATA

BelgiumVolleyStats.be
By Marnix Acar

© Trainerstuff.be
By Wouter Laroy

VIZ

(20150117) PUU ~ WAR (0 ~ 3)
Skills in detail (per player): Attack

A - Attack	PUU	WAR	#	+	!	-	/	=	Count of SKILL	EFF
	1 Stoev		4 (44%)	1 (11%)		2 (22%)	1 (11%)	1 (11%)	9	22%
	2 KRUYNER					1 (100%)			1	0%
	4 COLSON		2 (29%)				2 (29%)	3 (43%)	7	-43%
	5 KOEKELKOREN		11 (38%)		3 (7%)	12 (41%)	2 (7%)	1 (3%)	29	28%
	6 Chalakov		1 (17%)	1 (17%)		3 (50%)	1 (17%)		6	0%
	7 Kvalen		11 (44%)	1 (4%)	4 (4%)	5 (20%)	1 (4%)	3 (12%)	25	28%
	11 Nagy		3 (50%)	2 (33%)		1 (17%)			6	50%
	Total		32 (39%)	5 (6%)	7 (8%)	24 (29%)	7 (8%)	8 (10%)	83	20%
	4 DE BRABANDERE		2 (22%)	1 (11%)	1 (11%)	3 (33%)	1 (11%)	1 (11%)	9	0%
	6 Piovarci		4 (57%)		1 (100%)	1 (14%)	1 (14%)	1 (14%)	7	43%
	8 BACKAERT		3 (38%)			1 (13%)	2 (25%)	2 (25%)	8	-13%
	9 De Schrijver		7 (28%)		2 (12%)	12 (48%)	3 (12%)	1 (4%)	25	12%
	14 WAGENER		2 (100%)						2	100%
	18 Bacci Ramos		23 (74%)		2 (6%)	3 (10%)	2 (6%)	1 (3%)	31	65%
	Total		41 (50%)	1 (1%)	6 (10%)	20 (24%)	8 (10%)	6 (7%)	82	33%
			#	+	!	-	/	=	Count of SKILL	EFF



2014-2015

DATA

BelgiumVolleyStats.be
By Marnix Acar

© Trainerstuff.be
By Wouter Laroy

VIZ

(20150117) PUU ~ WAR (0 ~ 3)
Skills in detail (per player): Block

B - Block	PUU	Player	Skill					Count of SKILL	EFF		
			#	+	!	-	/				
		1 Stoev				2 ()			2	0%	
		2 KRUYNER	2 (40%)	1 (20%)					2 (40%)	5	0%
		4 COLSON							2 (100%)	2	-100%
		5 KOEKELKOREN	2 (50%)						2 (50%)	4	0%
		6 Chalakov	3 (25%)	1 (8%)					8 (67%)	12	-42%
		7 Kvalen		1 (25%)		2 ()			1 (25%)	4	-25%
		11 Nagy	1 (11%)	4 (44%)		2 ()			2 (22%)	9	-11%
		Total	8 (21%)	7 (18%)	6 ()				17 (45%)	38	-24%
	WAR	4 DE BRABANDERE		1 (50%)					1 (50%)	2	-50%
		6 Piovarci	1 (11%)			2 ()			6 (67%)	9	-56%
		8 BACKAERT	3 (27%)	4 (36%)		2 ()			2 (18%)	11	9%
		9 De Schrijver	1 (20%)	2 (40%)		1 ()			1 (20%)	5	0%
		14 WAGENER		2 (33%)		1 ()			3 (50%)	6	-50%
		18 Bacci Ramos	2 (33%)			1 ()			3 (50%)	6	-17%
		Total	7 (18%)	9 (23%)	7 ()				16 (41%)	39	-23%
			#	+	!	-	/	=	Count of SKILL	EFF	



2014-2015

DATA

BelgiumVolleyStats.be
By Marnix Acar

© Trainerstuff.be
By Wouter Laroy

VIZ

(20150117) PUU ~ WAR (0 ~ 3)

Skills in detail (per player): Serve

S - Serve	PUU	WAR	#	+	!	-	/	=	Count of SKILL	EFF	
S - Serve	PUU	1 Stoev	1 (9%)	6 (55%)	2 (9%)		1 (9%)	1 (9%)	11	0%	
		2 KRUYNER		1 (10%)	6 ()	2 (20%)		1 (10%)	10	-10%	
		4 COLSON	1 (25%)	1 (25%)		1 (25%)		1 (25%)	4	0%	
		5 KOEKELKOREN	2 (17%)	2 (17%)	7 ()		1 (8%)		12	8%	
		6 Chalakov	1 (13%)		3 ()	1 (13%)		3 (38%)	8	-25%	
		7 Kvalen		1 (14%)	3 ()	1 (14%)		2 (29%)	7	-29%	
		11 Nagy		1 (11%)	2 (11%)	4 (44%)	1 (11%)	1 (11%)	9	-11%	
		Total	5 (8%)	12 (20%)	23 (3%)	9 (15%)	2 (3%)	10 (16%)	61	-8%	
	WAR	4 DE BRABANDERE	3 (27%)	2 (18%)	4 (9%)	1 (9%)	1 (9%)		11	27%	
		6 Piovarci		1 (13%)	4 (25%)		2 (25%)	1 (13%)	8	-13%	
		8 BACKAERT	1 (8%)	3 (23%)	8 ()	1 (8%)			13	8%	
		9 De Schrijver		3 (20%)	4 (13%)	2 (13%)	2 (13%)	4 (27%)	15	-27%	
		14 WAGENER	2 (11%)	3 (17%)	8 ()	5 (28%)			18	11%	
		18 Bacci Ramos	1 (11%)	2 (22%)	3 ()	2 (22%)		1 (11%)	9	0%	
	Total	7 (9%)	14 (19%)	31 (7%)	11 (15%)	5 (7%)	6 (8%)	74	1%		
				#	+	!	-	/	=	Count of SKILL	EFF



2014-2015

DATA

BelgiumVolleyStats.be
By Marnix Acar

© Trainerstuff.be
By Wouter Laroy

VIZ

(20150117) PUU ~ WAR (0 ~ 3)
Skills in detail (per player): Reception

R - Reception	PUU	Game Results							Count of SKILL	EFF
		#	+	!	-	/	=			
	1 Stoev	7 (25%)	8 (29%)	2 (11%)	5 (18%)	3 (11%)	3 (11%)	28	-11%	
	4 COLSON	2 (20%)	5 (50%)	2 (10%)		1 (10%)		10	0%	
	5 KOEKELKOREN	1 (6%)	7 (39%)	2 (6%)	5 (28%)	1 (6%)	2 (11%)	18	-11%	
	10 DE BONT	1 (9%)	4 (36%)	1 ()	4 (36%)		1 (9%)	11	-9%	
	11 Nagy						1 (100%)	1	-100%	
	Total	11 (16%)	24 (35%)	7 (7%)	14 (21%)	5 (7%)	7 (10%)	68	-10%	
	WAR									
	1 COUCKE	1 (50%)	1 (50%)					2	0%	
	4 DE BRABANDERE	3 (25%)	5 (42%)	1 ()	2 (17%)		1 (8%)	12	-8%	
	9 De Schrijver		2 (29%)	1 ()	2 (29%)		2 (29%)	7	-29%	
	10 VERBOOMEN	5 (17%)	11 (38%)	2 (7%)	7 (24%)	2 (7%)	2 (7%)	29	-7%	
	14 WAGENER				1 (100%)			1	0%	
	Total	9 (18%)	19 (37%)	4 (4%)	12 (24%)	2 (4%)	5 (10%)	51	-10%	
		#	+	!	-	/	=	Count of SKILL	EFF	