



2014-2015

DATA

BelgiumVolleyStats.be
By Marnix Acar

© **Trainerstuff.be**
By Wouter Laroy

VIZ

Scouting data provided by: Marnix Acar - www.BelgiumVolleyStats.be

Data processing and vizualization: Wouter Laroy - www.trainerstuff.be

Questions/Remarks/Suggestions: info@belgiumvolleystats.be - wouterstrainerstuff@gmail.com

		(20150117) HAA ~ GEN				Grand Total	
		3 ~ 1					
		Set 1	Set 2	Set 3	Set 4		
		25 ~ 16	23 ~ 25	25 ~ 19	25 ~ 18		
GEN	1 Christiaens	Wing-Spiker	17	28	26	30	28 73
	2 Vandecaveye	Wing-Spiker	17	18	15	23	18 55
	3 DEVRIESE	Middle Blocker	6	12	9	8	12 23
	4 De Paepe	Middle Blocker	4	6	10	9	6 23
	6 Bisaerts	Wing-Spiker				2	2
	7 COENEN	Middle Blocker		17	13	7	17 20
	8 Engelschenschilt	Setter			1	2	3
	11 DEGRUYTER	Setter	27	29	26	30	29 83
	14 Tholse	Wing-Spiker	16	3		10	26
18 Nagels	Libero	13	11	12	12	11 37	
HAA	1 Tormans	Opposite	16	19	22	25	63 19
	2 Huysegoms	Middle Blocker	8	12	9	9	26 12
	6 Van Assche	Wing-Spiker	16	14	14	20	50 14
	10 De Beul	Middle Blocker	8	12	11	6	25 12
	11 Van Reeth	Libero	4	10	8	15	27 10
	12 Verelst	Setter	18	29	25	34	77 29
	13 Steenhouwer	Wing-Spiker	20	25	21	19	60 25
	14 Verspecht	Setter	2	1		2	
		0 50 100	0 50 100	0 50 100	0 50 100	0 50 100	
		Number of recorded actions	Number of recorded actions	Number of recorded actions	Number of recorded actions	Number of recorded actions	

■ SET WON ■ SET LOST



2014-2015

DATA

BelgiumVolleyStats.be
By Marnix Acar

© Trainerstuff.be
By Wouter Laroy

VIZ

(20150117) HAA ~ GEN (3 ~ 1)
Game analysis

TOI	ScoringActi..	TOIServe						OPPServe							
		TOISCORE			OPPSCORE			Total	TOISCORE			OPPSCORE			Total
		TOI	OPP	Total	TOI	OPP	Total		TOI	OPP	Total	TOI	OPP	Total	
GEN	A#	8		8	1	42	43	51	35	2	37		13	13	50
	S#	1		1				1					3	3	3
	A=		5	5	2		2	7		2	2	15		15	17
	A/		6	6	3		3	9		3	3	8		8	11
	S=				8		8	8		13	13				13
	E=		2	2				2				4		4	4
	Total		9	13	22	14	42	56	78	35	20	55	27	16	43
HAA	A#	13		13	2	35	37	50	42	1	43		8	8	51
	S#	3		3				3					1	1	1
	A=		15	15	2		2	17		2	2	5		5	7
	A/		8	8	3		3	11		3	3	6		6	9
	S=				13		13	13		8	8				8
	E=		4	4				4				2		2	2
	Total		16	27	43	20	35	55	98	42	14	56	13	9	22

Attack

Block

Serve

Reception

		Count of SKILL	%SCORE%	=SCORE%	EFF
2 Huysegoms	HAA	10	70%	10%	60%
1 Tormans	HAA	48	54%	13%	42%
3 DEVRIESE	GEN	10	50%	0%	50%
12 Verelst	HAA	2	50%	0%	50%
7 COENEN	GEN	18	44%	28%	17%
6 Van Assche	HAA	25	44%	16%	28%
2 Vandecaveye	GEN	32	41%	13%	28%
10 De Beul	HAA	5	40%	20%	20%
13 Steenhouwer	HAA	27	37%	15%	22%
1 Christiaens	GEN	30	37%	20%	17%
14 Tholse	GEN	17	29%	29%	0%
4 De Paepe	GEN	10	20%	50%	-30%
11 DEGRUYTER	GEN	4	0%	75%	-75%

		Count of SKILL	#
2 Huysegoms	HAA	17	5
3 DEVRIESE	GEN	11	3
11 DEGRUYTER	GEN	7	3
6 Van Assche	HAA	6	2
12 Verelst	HAA	12	2
2 Vandecaveye	GEN	8	1
4 De Paepe	GEN	13	1
7 COENEN	GEN	6	1
10 De Beul	HAA	10	1
13 Steenhouwer	HAA	3	1
1 Christiaens	GEN	8	
1 Tormans	HAA	5	
14 Tholse	GEN	5	

		Count of SKILL	#%	=%
13 Steenhouwer	HAA	14	7%	14%
6 Van Assche	HAA	16	6%	13%
1 Christiaens	GEN	19	5%	11%
10 De Beul	HAA	19	5%	16%
1 Tormans	HAA	18		11%
2 Huysegoms	HAA	10		20%
2 Vandecaveye	GEN	12		8%
3 DEVRIESE	GEN	13		15%
4 De Paepe	GEN	6		17%
7 COENEN	GEN	7		14%
8 Engelschenschilt	GEN	3		
11 DEGRUYTER	GEN	14		
12 Verelst	HAA	16		13%
14 Tholse	GEN	4		25%
14 Verspecht	HAA	5		

		Count of SKILL	#%	+%	=%
6 Bisaerts	GEN	2	50%		
11 DEGRUYTER	GEN	3	33%		
18 Nagels	GEN	28	32%	25%	4%
11 Van Reeth	HAA	25	20%	48%	
1 Christiaens	GEN	33	18%	52%	
13 Steenhouwer	HAA	36	17%	61%	3%
6 Van Assche	HAA	7	14%	57%	
2 Vandecaveye	GEN	18	11%	44%	11%
7 COENEN	GEN	1			
10 De Beul	HAA	2		50%	

UPPER:

TOI = Team of Interest = Team analyzed OPP = Opponent
 XXXServe = who served XXXSCORE = who got the point



2014-2015

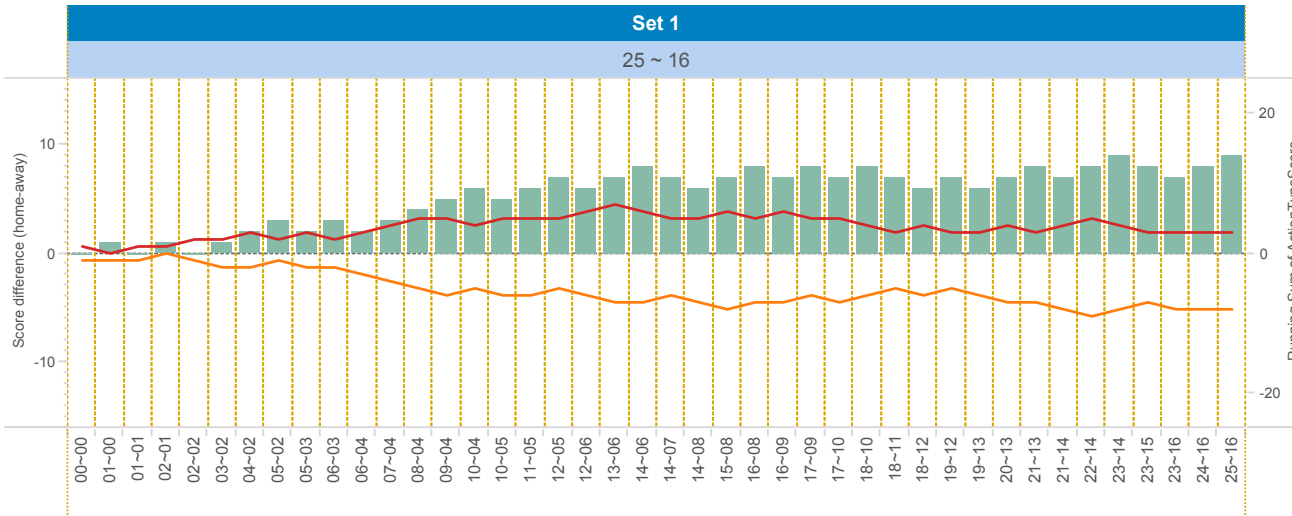
DATA

BelgiumVolleyStats.be
By Marnix Acar

© Trainerstuff.be
By Wouter laroy

VIZ

(20150117) HAA ~ GEN (3 ~ 1)
Set analysis - Set 1



TEAM_NAME

- GEN
- HAA

UPPER LEFT:

+1: A# - B# - S# -1: A=, A/, B=, B/, S=, R=, D=, F=, S=

LOWER LEFT:

TOI = Team of Interest = Team analyzed OPP = Opponent
XXXServe = who served XXXSCORE = who got the point

LOWER RIGHT:

Attack sorted on #SCORE

		Set 1													
		TOIServe						OPPServe							
		TOISCORE			OPPSCORE			Total	TOISCORE			OPPSCORE			Total
TOI	Scorin..	TOI	OPP	Total	TOI	OPP	Total		TOI	OPP	Total	TOI	OPP	Total	
GEN	A#	1		1		9	9	10	9		9		4	4	13
	S#												1	1	1
	A=												2	2	2
	A/		2	2	1	1	3					2	2	2	
	S=				4	4	4		4	4				4	
	E=											2	2	2	2
	Total		1	2	3	5	9	14	17	9	4	13	6	5	11
HAA	A#	4		4		9	9	13	9		9		1	1	10
	S#	1		1				1							1
	A=		2	2				2							2
	A/		2	2				2	1	1	2	2	2	3	
	S=				4	4	4		4	4				4	
	E=		2	2				2							2
	Total		5	6	11	4	9	13	24	9	5	14	2	1	3

Attacking skills

		Count of SKILL	#SCORE	#SCORE%	NOSCORE	NOSCORE%	=SCORE	=SCORE%	EFF
6 Van Assche	HAA	7	4	57%	3	43%	0	0%	57%
14 Tholse	GEN	10	4	40%	3	30%	3	30%	10%
1 Tormans	HAA	7	3	43%	3	43%	1	14%	29%
2 Huysegoms	HAA	3	3	100%	0	0%	0	0%	100%
2 Vandecaveye	GEN	5	3	60%	1	20%	1	20%	40%
13 Steenhouwer	HAA	3	2	67%	0	0%	1	33%	33%
1 Christiaens	GEN	4	1	25%	2	50%	1	25%	0%
3 DEVRIESE	GEN	2	1	50%	1	50%	0	0%	50%
4 De Paepe	GEN	2	1	50%	1	50%	0	0%	50%
10 De Beul	HAA	1	1	100%	0	0%	0	0%	100%



2014-2015

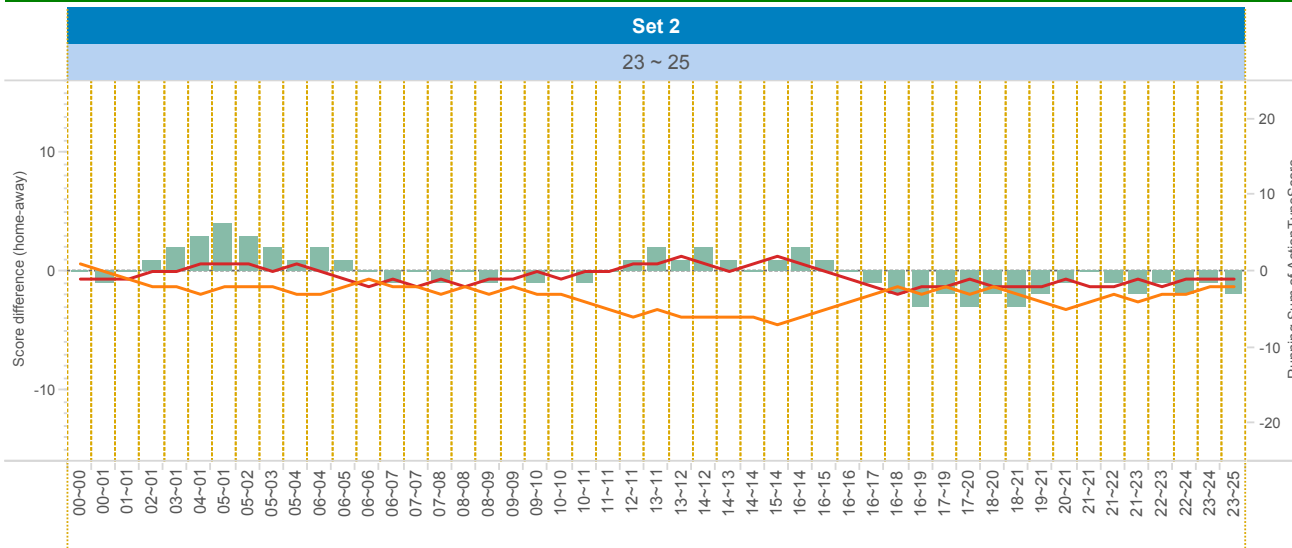
DATA

BelgiumVolleyStats.be
By Marnix Acar

© Trainerstuff.be
By Wouter Iaroy

VIZ

(20150117) HAA ~ GEN (3 ~ 1)
Set analysis - Set 2



TEAM_NAME

GEN

HAA

UPPER LEFT:

+1: A# - B# - S# -1: A=, A/, B=, B/, S=, R=, D=, F=, S=

LOWER LEFT:

TOI = Team of Interest = Team analyzed OPP = Opponent
XXXServe = who served XXXSCORE = who got the point

LOWER RIGHT:

Attack sorted on #SCORE

Attacking skills

TOI	Scorin..	Set 2													
		TOIServe						OPPServe							
		TOIScore			OPPScore			Total	TOIScore			OPPScore			Total
TOI	OPP	Total	TOI	OPP	Total	TOI	OPP		Total	TOI	OPP	Total			
GEN	A#	5		5	1	11	12	17	8		8		2	2	10
	S#	1		1				1					1	1	1
	A=		2	2				2		1	1		3	3	4
	A/									3	3		3	3	6
	S=				2		2	2		3	3				3
	E=		1	1				1					1	1	1
	Total		6	3	9	3	11	14	23	8	7	15	7	3	10
HAA	A#	2		2		8	8	10	11	1	12		5	5	17
	S#	1		1				1					1	1	1
	A=		3	3	1		1	4					2	2	2
	A/		3	3	3		3	6							2
	S=				3		3	3		2	2				2
	E=		1	1				1					1	1	1
	Total		3	7	10	7	8	15	25	11	3	14	3	6	9

		Count of SKILL	#SCORE	#SCORE%	NOSCORE	NOSCORE%	=SCORE	=SCORE%	EFF
1 Tormans	HAA	13	6	46%	5	38%	2	15%	31%
1 Christiaens	GEN	8	4	50%	4	50%	0	0%	50%
7 COENEN	GEN	7	4	57%	2	29%	1	14%	43%
2 Vandecaveye	GEN	8	3	38%	4	50%	1	13%	25%
13 Steenhouwer	HAA	6	3	50%	2	33%	1	17%	33%
2 Huysegoms	HAA	4	2	50%	2	50%	0	0%	50%
3 DEVRIESE	GEN	3	2	67%	1	33%	0	0%	67%
6 Van Assche	HAA	8	2	25%	3	38%	3	38%	-13%
14 Thoise	GEN	3	1	33%	0	0%	2	67%	-33%
4 De Paepe	GEN	2	0	0%	1	50%	1	50%	-50%
10 De Beul	HAA	1	0	0%	1	100%	0	0%	0%
11 DEGRUYTER	GEN	1	0	0%	0	0%	1	100%	-100%



2014-2015

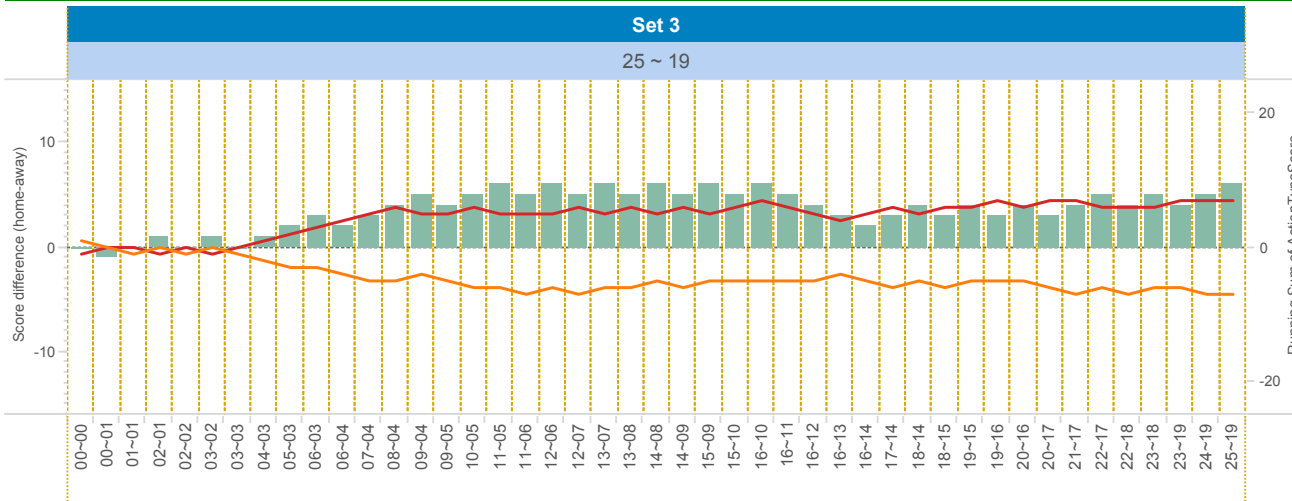
DATA

BelgiumVolleyStats.be
By Marnix Acar

© Trainerstuff.be
By Wouter Iaroy

ZIV

(20150117) HAA ~ GEN (3 ~ 1)
Set analysis - Set 3



TEAM_NAME

- GEN
- HAA

UPPER LEFT:

+1: A# - B# - S# -1: A=, A/, B=, B/, S=, R=, D=, F=, S=

LOWER LEFT:

TOI = Team of Interest = Team analyzed OPP = Opponent
XXXServe = who served XXXSCORE = who got the point

LOWER RIGHT:

Attack sorted on #SCORE

		Set 3														
		TOIServe							OPPServe							
		TOIScore			OPPScore				TOIScore			OPPScore				
TOI	Scorin..	TOI	OPP	Total	TOI	OPP	Total	Total	TOI	OPP	Total	TOI	OPP	Total	Total	
GEN	A#					13	13	13	11	2	13		3	3	16	
	S#												1	1	1	
	A=		2	2	1		1	3				3		3	3	
	A/		2	2				2				2		2	2	
	S=				2		2	2		2	2				2	2
	Total			4	4	3	13	16	20	11	4	15	5	4	9	24
HAA	A#	3		3	2	11	13	16	13		13				13	
	S#	1		1				1								
	A=		3	3				3		1	1	2		2	3	
	A/		2	2				2				2		2	2	
	S=				2		2	2		2	2				2	
	Total		4	5	9	4	11	15	24	13	3	16	4		4	20

Attacking skills

		Count of SKILL	#SCORE	#SCORE%	NOSCORE	NOSCORE%	=SCORE	=SCORE%	EFF
1 Tormans	HAA	13	11	85%	1	8%	1	8%	77%
1 Christiaens	GEN	8	4	50%	3	38%	1	13%	38%
2 Vandecaveye	GEN	7	3	43%	4	57%	0	0%	43%
3 DEVRIESE	GEN	3	2	67%	1	33%	0	0%	67%
6 Van Assche	HAA	3	2	67%	0	0%	1	33%	33%
13 Steenhouwer	HAA	8	2	25%	4	50%	2	25%	0%
2 Huysegoms	HAA	1	1	100%	0	0%	0	0%	100%
4 De Paepe	GEN	3	1	33%	1	33%	1	33%	0%
7 COENEN	GEN	6	1	17%	2	33%	3	50%	-33%
10 De Beul	HAA	2	1	50%	1	50%	0	0%	50%
12 Verelst	HAA	1	1	100%	0	0%	0	0%	100%
11 DEGRUYTER	GEN	1	0	0%	0	0%	1	100%	-100%



2014-2015

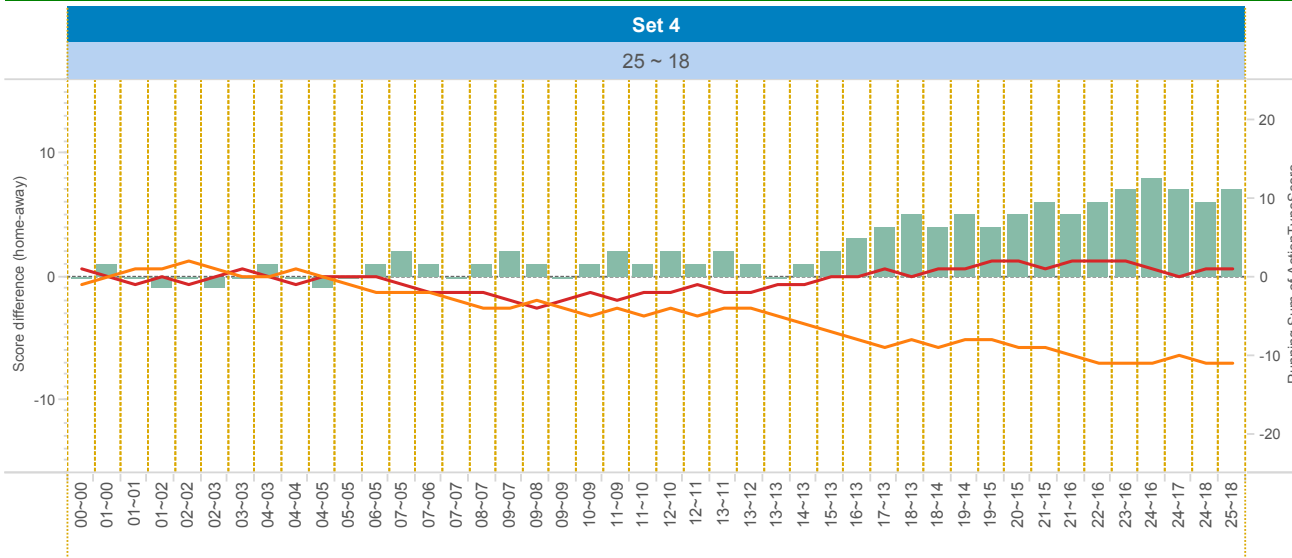
DATA

BelgiumVolleyStats.be
By Marnix Acar

© Trainerstuff.be
By Wouter Iaroy

ZIV

(20150117) HAA ~ GEN (3 ~ 1)
Set analysis - Set 4



TEAM_NAME

- GEN
- HAA

UPPER LEFT:

+1: A# - B# - S# -1: A=, A/, B=, B/, S=, R=, D=, F=, S=

LOWER LEFT:

TOI = Team of Interest = Team analyzed OPP = Opponent
XXXServe = who served XXXSCORE = who got the point

LOWER RIGHT:

Attack sorted on #SCORE

		Set 4													
		TOIServe						OPPServe							
		TOIScore		OPPScore		Total	TOIScore		OPPScore		Total	Total			
TOI	Scorin..	TOI	OPP	TOI	OPP	Total	TOI	OPP	TOI	OPP	Total	Total			
GEN	A#	2		2	9	9	11	7		7	4	4	11		
	A=		1	1	1	1	2		1	1	7	7	8		
	A/		2	2	2	2	4				1	1	1		
	S=							4	4				4		
	E=		1	1			1			1	1	1	1		
	Total		2	4	6	3	9	12	18	7	5	12	9	4	13
HAA	A#	4		4	7	7	11	9		9	2	2	11		
	A=		7	7	1	1	8		1	1	1	1	2		
	A/		1	1			1		2	2	2	2	4		
	S=				4	4	4								
	E=		1	1			1			1	1	1	1		
	Total		4	9	13	5	7	12	25	9	3	12	4	2	6

Attacking skills

		Count of SKILL	#SCORE	#SCORE%	NOSCORE	NOSCORE%	=SCORE	=SCORE%	EFF	
1	Tormans	HAA	15	6	40%	7	47%	2	13%	27%
2	Vandecaveye	GEN	12	4	33%	6	50%	2	17%	17%
6	Van Assche	HAA	7	3	43%	4	57%	0	0%	43%
7	COENEN	GEN	5	3	60%	1	20%	1	20%	40%
13	Steenhouwer	HAA	10	3	30%	7	70%	0	0%	30%
1	Christiaens	GEN	10	2	20%	4	40%	4	40%	-20%
2	Huysegoms	HAA	2	1	50%	0	0%	1	50%	0%
3	DEVRIESE	GEN	2	0	0%	2	100%	0	0%	0%
4	De Paepe	GEN	3	0	0%	0	0%	3	100%	####
10	De Beul	HAA	1	0	0%	0	0%	1	100%	####
11	DEGRUYTER	GEN	2	0	0%	1	50%	1	50%	-50%
12	Verelst	HAA	1	0	0%	1	100%	0	0%	0%
14	Tholse	GEN	4	0	0%	4	100%	0	0%	0%



2014-2015

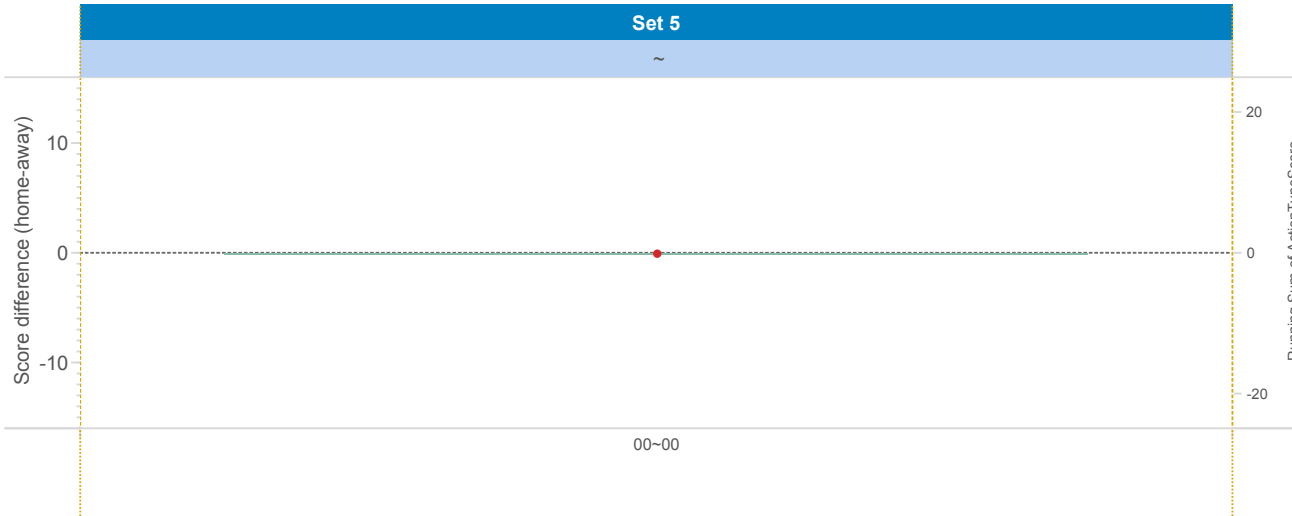
DATA

BelgiumVolleyStats.be
By Marnix Acar

© Trainerstuff.be
By Wouter Laroy

VIZ

(20150117) HAA ~ GEN (3 ~ 1)
Set analysis - Set 5



TEAM_NAME

■ HAA

UPPER LEFT:

+1: A# - B# - S# -1: A=, A/, B=, B/, S=, R=, D=, F=, S=

LOWER LEFT:

TOI = Team of Interest = Team analyzed OPP = Opponent
XXXServe = who served XXXSCORE = who got the point

LOWER RIGHT:

Attack sorted on #SCORE

Attacking skills

		Count of SKILL	#SCORE	#SCORE%	NOSCORE	NOSCORE%	=SCORE	=SCORE%	EFF	
1	Tormans	HAA	48	26	54%	16	33%	6	13%	42%
2	Vandecaveye	GEN	32	13	41%	15	47%	4	13%	28%
1	Christiaens	GEN	30	11	37%	13	43%	6	20%	17%
6	Van Assche	HAA	25	11	44%	10	40%	4	16%	28%
13	Steenhouwer	HAA	27	10	37%	13	48%	4	15%	22%
7	COENEN	GEN	18	8	44%	5	28%	5	28%	17%
2	Huysegoms	HAA	10	7	70%	2	20%	1	10%	60%
3	DEVRIESE	GEN	10	5	50%	5	50%	0	0%	50%
14	Tholse	GEN	17	5	29%	7	41%	5	29%	0%
4	De Paepe	GEN	10	2	20%	3	30%	5	50%	-30%
10	De Beul	HAA	5	2	40%	2	40%	1	20%	20%
12	Verelst	HAA	2	1	50%	1	50%	0	0%	50%
11	DEGRUYTER	GEN	4	0	0%	1	25%	3	75%	-75%



2014-2015

DATA

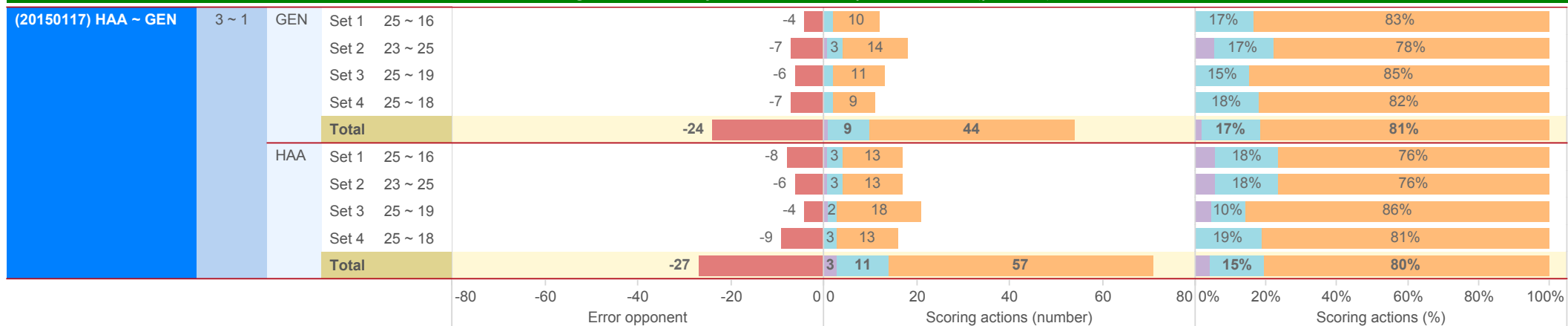
BelgiumVolleyStats.be
By Marnix Acar

© Trainerstuff.be
By Wouter Laroy

VIZ

(20150117) HAA ~ GEN (3 ~ 1)

Scoring Actions Analyzed: how were points made (per set)



S - Serve B - Block A - Attack



2014-2015

DATA

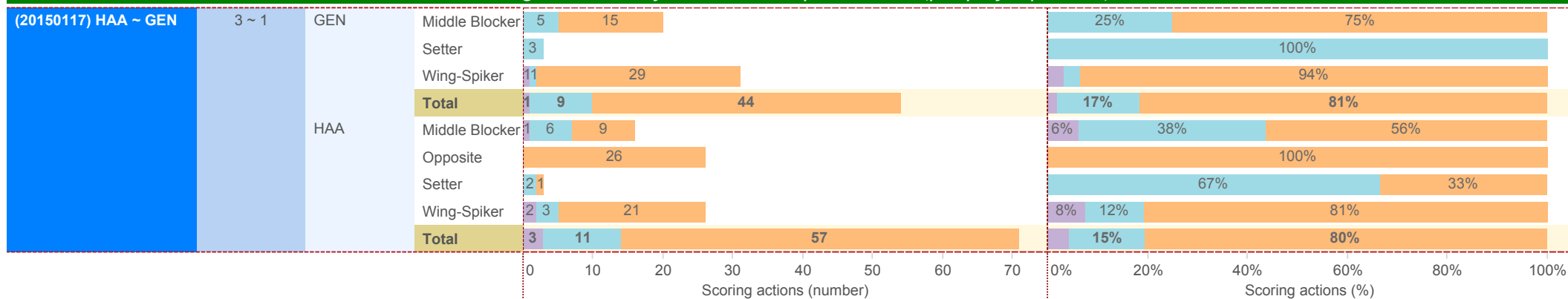
BelgiumVolleyStats.be
By Marnix Acar

© Trainerstuff.be
By Wouter Laroy

VIZ

(20150117) HAA ~ GEN (3 ~ 1)

Scoring Actions Analyzed: how were points made (per player position)



S - Serve B - Block A - Attack



2014-2015

DATA

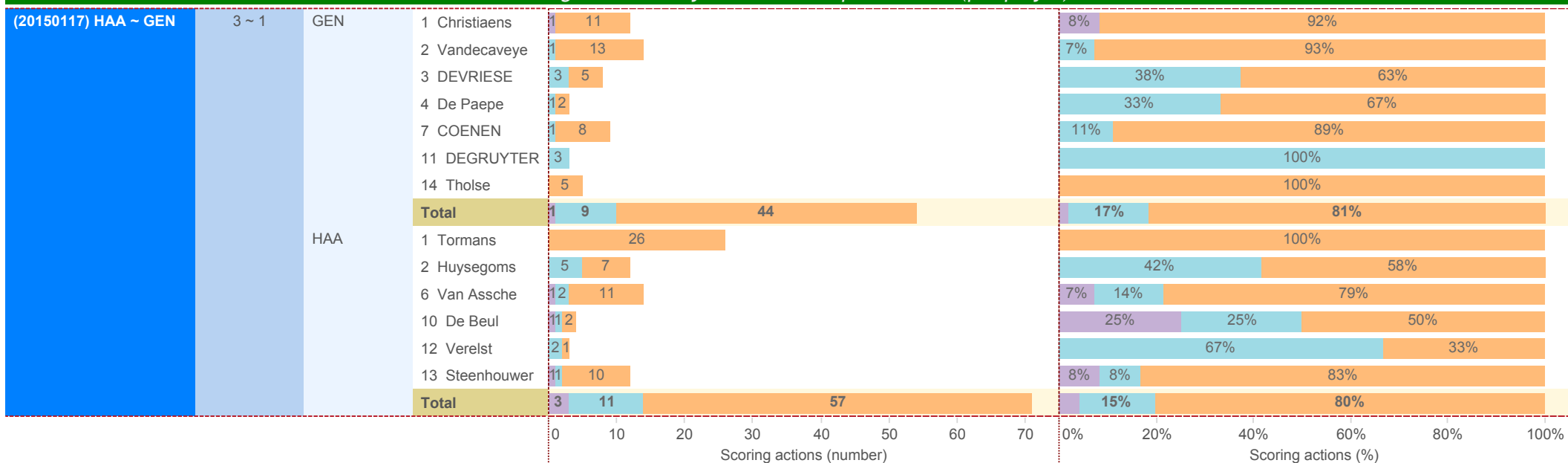
BelgiumVolleyStats.be
By Marnix Acar

© Trainerstuff.be
By Wouter Laroy

VIZ

(20150117) HAA ~ GEN (3 ~ 1)

Scoring Actions Analyzed: how were points made (per player)



S - Serve B - Block A - Attack



2014-2015

DATA

BelgiumVolleyStats.be
By Marnix Acar

© Trainerstuff.be
By Wouter Laroy

VIZ

(20150117) HAA ~ GEN (3 ~ 1)

Skills in detail (per player position): Attack/Block

A - Attack	GEN	Middle Blocker	Count of SKILL						EFF	
			#	+	!	-	/	=	Count of SKILL	EFF
		Middle Blocker	15 (39%)	5 (13%)	1 (8%)	7 (18%)	3 (8%)	7 (18%)	38	13%
		Setter				1 (25%)	3 (75%)	4	-75%	
		Wing-Spiker	29 (37%)	6 (8%)	9 (10%)	20 (25%)	8 (10%)	7 (9%)	79	18%
		Total	44 (36%)	11 (9%)	10 (9%)	28 (23%)	11 (9%)	17 (14%)	121	13%
	HAA	Middle Blocker	9 (60%)	2 (13%)	1 (7%)	1 (7%)	1 (7%)	1 (7%)	15	47%
		Opposite	26 (54%)	5 (10%)	2 (8%)	9 (19%)	4 (8%)	2 (4%)	48	42%
		Setter	1 (50%)			1 (50%)			2	50%
		Wing-Spiker	21 (40%)	5 (10%)	5 (8%)	13 (25%)	4 (8%)	4 (8%)	52	25%
		Total	57 (49%)	12 (10%)	8 (8%)	24 (21%)	9 (8%)	7 (6%)	117	35%
B - Block	GEN	Middle Blocker	5 (17%)	5 (17%)	4 ()	1 (3%)		15 (50%)	30	-33%
		Setter	3 (43%)		1 ()			3 (43%)	7	0%
		Wing-Spiker	1 (5%)	7 (33%)	3 ()	1 (5%)		9 (43%)	21	-38%
		Total	9 (16%)	12 (21%)	8 ()	2 (3%)		27 (47%)	58	-31%
	HAA	Middle Blocker	6 (22%)	6 (22%)	4 ()	1 (4%)		10 (37%)	27	-15%
		Opposite		2 (40%)	1 ()			2 (40%)	5	-40%
		Setter	2 (17%)	2 (17%)	3 ()			5 (42%)	12	-25%
		Wing-Spiker	3 (33%)	1 (11%)	2 ()			3 (33%)	9	0%
		Total	11 (21%)	11 (21%)	10 ()	1 (2%)		20 (38%)	53	-17%



2014-2015

DATA

BelgiumVolleyStats.be
By Marnix Acar

© Trainerstuff.be
By Wouter Laroy

VIZ

(20150117) HAA ~ GEN (3 ~ 1)

Skills in detail (per player position): Serve/Reception

Skill	Team	Position	Count of SKILL					EFF		
			#	+	!	-	/	=		
S - Serve	GEN	Middle Blocker	5 (19%)	14 ()	3 (12%)	4 (15%)	26	-15%		
		Setter	5 (29%)	10 (6%)	1 (6%)	1 (6%)	17	0%		
		Wing-Spiker	1 (3%)	6 (17%)	15 (3%)	8 (23%)	1 (3%)	4 (11%)	35	-9%
		Total	1 (1%)	16 (21%)	39 (3%)	12 (15%)	2 (3%)	8 (10%)	78	-9%
	HAA	Middle Blocker	1 (3%)	8 (28%)	6 (10%)	6 (21%)	3 (10%)	5 (17%)	29	-14%
		Opposite		3 (17%)	10 ()	3 (17%)		2 (11%)	18	-11%
		Setter		5 (24%)	8 (5%)	5 (24%)	1 (5%)	2 (10%)	21	-10%
		Wing-Spiker	2 (7%)	7 (23%)	8 (13%)	5 (17%)	4 (13%)	4 (13%)	30	-7%
	Total	3 (3%)	23 (23%)	32 (8%)	19 (19%)	8 (8%)	13 (13%)	98	-10%	
	R - Reception	GEN	Libero	9 (32%)	7 (25%)		9 (32%)	2 (7%)	1 (4%)	28
Middle Blocker							1 (100%)		1	0%
Setter			1 (33%)			1 (33%)	1 (33%)		3	0%
Wing-Spiker			9 (17%)	25 (47%)		13 (25%)	4 (8%)	2 (4%)	53	-4%
Total		19 (22%)	32 (38%)		23 (27%)	8 (9%)	3 (4%)	85	-4%	
HAA		Libero	5 (20%)	12 (48%)		6 (24%)	2 (8%)		25	0%
		Middle Blocker		1 (50%)		1 (50%)			2	0%
		Wing-Spiker	7 (16%)	26 (60%)		9 (21%)		1 (2%)	43	-2%
		Total	12 (17%)	39 (56%)		16 (23%)	2 (3%)	1 (1%)	70	-1%



2014-2015

DATA

BelgiumVolleyStats.be
By Marnix Acar

© Trainerstuff.be
By Wouter Laroy

VIZ

(20150117) HAA ~ GEN (3 ~ 1)

Skills in detail (per player): Attack

A - Attack		GEN	1 Christiaens	2 Vandecaveye	3 DEVRIESE	4 De Paepe	7 COENEN	11 DEGRUYTER	14 Tholse	Total	HAA	1 Tormans	2 Huysegoms	6 Van Assche	10 De Beul	12 Verelst	13 Steenhouwer	Total	#	+	!	-	/	=	Count of SKILL	EFF
			11 (37%)	13 (41%)	5 (50%)	2 (20%)	8 (44%)		5 (29%)	44 (36%)		26 (54%)	7 (70%)	11 (44%)	2 (40%)	1 (50%)	10 (37%)	57 (49%)								
			1 (3%)	5 (16%)	3 (30%)		2 (11%)		2 (24%)	11 (9%)		5 (10%)	1 (10%)	3 (12%)	1 (20%)	2 (7%)	12 (10%)									
			5 (13%)	2 ()	1 ()		3 (17%)		2 (24%)	10 (9%)		2 (8%)	1 (4%)	1 (4%)	1 (20%)	4 (11%)	8 (8%)									
			7 (23%)	8 (25%)	1 (10%)	3 (30%)	3 (17%)	1 (25%)	5 (29%)	28 (23%)		9 (19%)	1 (10%)	6 (24%)	1 (50%)	7 (26%)	24 (21%)									
			4 (13%)			2 (20%)	1 (6%)		4 (24%)	11 (9%)		4 (8%)	1 (4%)	1 (4%)	1 (20%)	3 (11%)	9 (8%)									
			2 (7%)	4 (13%)		3 (30%)	4 (22%)	3 (75%)	1 (6%)	17 (14%)		2 (4%)	1 (10%)	3 (12%)		1 (4%)	7 (6%)									
			30	32	10	10	18	4	17	121		48	10	25	5	2	27	117								
			17%	28%	50%	-30%	17%	-75%	0%	13%		42%	60%	28%	20%	50%	22%	35%								



2014-2015

DATA

BelgiumVolleyStats.be
By Marnix Acar

© Trainerstuff.be
By Wouter Laroy

VIZ

(20150117) HAA ~ GEN (3 ~ 1)
Skills in detail (per player): Block

B - Block	GEN	Player	Skill					Count of SKILL	EFF	
			#	+	!	-	/			
B - Block	GEN	1 Christiaens		3 (38%)				5 (63%)	8	-63%
		2 Vandecaveye	1 (13%)	1 (13%)	2 ()	1 (13%)		3 (38%)	8	-25%
		3 DEVRIESE	3 (27%)	2 (18%)				6 (55%)	11	-27%
		4 De Paepe	1 (8%)	2 (15%)	2 ()	1 (8%)		7 (54%)	13	-46%
		7 COENEN	1 (17%)	1 (17%)	2 ()			2 (33%)	6	-17%
		11 DEGRUYTER	3 (43%)		1 ()			3 (43%)	7	0%
		14 Tholse		3 (60%)	1 ()			1 (20%)	5	-20%
	Total		9 (16%)	12 (21%)	8 ()	2 (3%)		27 (47%)	58	-31%
	HAA	1 Tormans		2 (40%)	1 ()			2 (40%)	5	-40%
		2 Huysegoms	5 (29%)	3 (18%)	1 ()			8 (47%)	17	-18%
		6 Van Assche	2 (33%)		2 ()			2 (33%)	6	0%
		10 De Beul	1 (10%)	3 (30%)	3 ()	1 (10%)		2 (20%)	10	-10%
		12 Verelst	2 (17%)	2 (17%)	3 ()			5 (42%)	12	-25%
13 Steenhouwer		1 (33%)	1 (33%)				1 (33%)	3	0%	
Total		11 (21%)	11 (21%)	10 ()	1 (2%)		20 (38%)	53	-17%	
			#	+	!	-	/	=	Count of SKILL	EFF



2014-2015

DATA

BelgiumVolleyStats.be
By Marnix Acar

© Trainerstuff.be
By Wouter Laroy

VIZ

(20150117) HAA ~ GEN (3 ~ 1)

Skills in detail (per player): Serve

S - Serve									Count of SKILL	EFF
		#	+	!	-	/	=			
S - Serve	GEN	1 Christiaens	1 (5%)	4 (21%)	8 ()	4 (21%)	2 (11%)	19	-5%	
	2 Vandecaveye		2 (17%)	5 (8%)	3 (25%)	1 (8%)	12	-8%		
	3 DEVRIESE		3 (23%)	7 ()	1 (8%)	2 (15%)	13	-15%		
	4 De Paepe			4 ()	1 (17%)	1 (17%)	6	-17%		
	7 COENEN		2 (29%)	3 ()	1 (14%)	1 (14%)	7	-14%		
	8 Engelschenschilt		2 (67%)	1 ()			3	0%		
	11 DEGRUYTER		3 (21%)	9 (7%)	1 (7%)	1 (7%)	14	0%		
	14 Tholse			2 ()	1 (25%)		1 (25%)	4	-25%	
	Total		1 (1%)	16 (21%)	39 (3%)	12 (15%)	2 (3%)	8 (10%)	78	-9%
	HAA	1 Tormans		3 (17%)	10 ()	3 (17%)	2 (11%)	18	-11%	
	2 Huysegoms			3 (30%)	4 ()	1 (10%)	2 (20%)	10	-20%	
	6 Van Assche	1 (6%)	3 (19%)	4 (13%)	4 (25%)	2 (13%)	2 (13%)	16	-6%	
	10 De Beul	1 (5%)	5 (26%)	2 (16%)	5 (26%)	3 (16%)	3 (16%)	19	-11%	
	12 Verelst		4 (25%)	6 (6%)	3 (19%)	1 (6%)	2 (13%)	16	-13%	
	13 Steenhouwer	1 (7%)	4 (29%)	4 (14%)	1 (7%)	2 (14%)	2 (14%)	14	-7%	
14 Verspecht		1 (20%)	2 ()	2 (40%)			5	0%		
Total		3 (3%)	23 (23%)	32 (8%)	19 (19%)	8 (8%)	13 (13%)	98	-10%	
		#	+	!	-	/	=	Count of SKILL	EFF	



2014-2015

DATA

BelgiumVolleyStats.be
By Marnix Acar

© Trainerstuff.be
By Wouter Laroy

VIZ

(20150117) HAA ~ GEN (3 ~ 1)
Skills in detail (per player): Reception

R - Reception	GEN	1 Christiaens	2 Vandecaveye	6 Bisaerts	7 COENEN	11 DEGRUYTER	18 Nagels	Total	HAA	6 Van Assche	10 De Beul	11 Van Reeth	13 Steenhouwer	Total	#	+	!	-	/	=	Count of SKILL	EFF	
		6 (18%)	17 (52%)			8 (24%)	2 (6%)			33													
		2 (11%)	8 (44%)			4 (22%)	2 (11%)			18													-11%
		1 (50%)				1 (50%)				2													0%
						1 (100%)				1													0%
		1 (33%)				1 (33%)	1 (33%)			3													0%
		9 (32%)	7 (25%)			9 (32%)	2 (7%)			1 (4%)													-4%
		19 (22%)	32 (38%)			23 (27%)	8 (9%)			3 (4%)													-4%
	HAA	1 (14%)	4 (57%)			2 (29%)				7													0%
			1 (50%)			1 (50%)				2													0%
		5 (20%)	12 (48%)			6 (24%)	2 (8%)			25													0%
		6 (17%)	22 (61%)			7 (19%)				1 (3%)													-3%
		12 (17%)	39 (56%)			16 (23%)	2 (3%)			1 (1%)													-1%