



2014-2015

DATA

BelgiumVolleyStats.be
By Marnix Acar

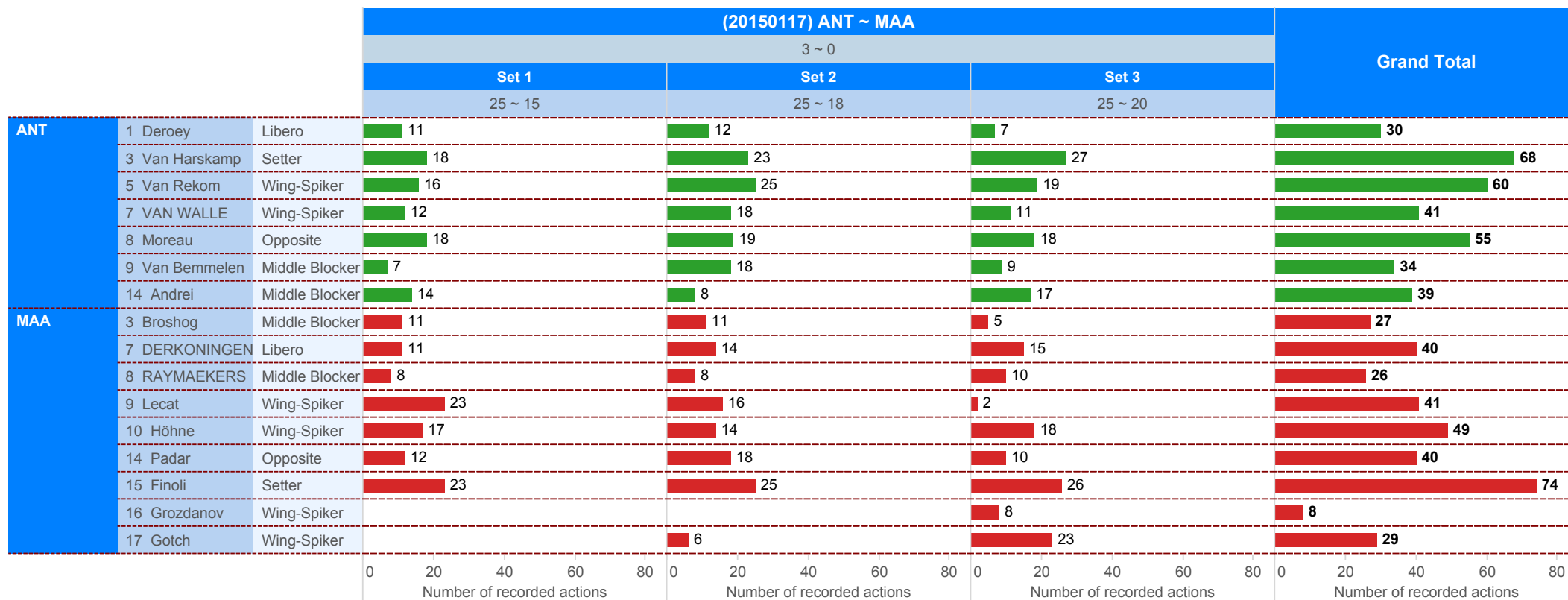
© **Trainerstuff.be**
By Wouter Laroy

VIZ

Scouting data provided by: Marnix Acar - www.BelgiumVolleyStats.be

Data processing and vizualization: Wouter Laroy - www.trainerstuff.be

Questions/Remarks/Suggestions: info@belgiumvolleystats.be - wouterstrainerstuff@gmail.com



■ SET LOST ■ SET WON



2014-2015

DATA

BelgiumVolleyStats.be
By Marnix Acar

© Trainerstuff.be
By Wouter Laroy

VIZ

(20150117) ANT ~ MAA (3 ~ 0)
Game analysis

TOI	ScoringActi..	TOIServe						OPPServe							
		TOISCORE			OPPSCORE			Total	TOISCORE			OPPSCORE			Total
		TOI	OPP	Total	TOI	OPP	Total		TOI	OPP	Total	TOI	OPP	Total	
ANT	A#	14		14		23	23	37	28		28		4	4	32
	S#	6		6				6							
	A=		5	5	3	3	8				4	4	4	4	
	A\		5	5	1	1	6		2	2	3	3	5	5	
	S=				10	10	10		12	12				12	12
	E=				2	2	2		1	1				1	1
	F=		1	1	1	1	2							2	2
	D=				1	1	1							1	1
	Total	20	11	31	18	23	41	72	28	15	43	7	4	11	54
MAA	A#	4		4		28	28	32	23		23		14	14	37
	S#											6	6	6	
	A=		4	4			4	5		3	3	5	5	8	
	A\		3	3	2	2	5		1	1	5	5	6	6	
	S=				12	12	12		10	10				10	10
	E=				1	1	1		2	2				2	2
	F=								1	1		1	1	2	2
	D=								1	1				1	1
	Total	4	7	11	15	28	43	54	23	18	41	11	20	31	72

Attack

Block

Serve

Reception

		Count of SKILL	%SCORE	%SCORE	EFF	
15	Finoli	MAA	1	100%	0%	100%
16	Grozdanov	MAA	4	75%	0%	75%
3	Broshog	MAA	6	67%	17%	50%
3	Van Harskamp	ANT	3	67%	0%	67%
7	VAN WALLE	ANT	12	67%	17%	50%
9	Van Bemmelen	ANT	12	67%	0%	67%
5	Van Rekom	ANT	18	56%	6%	50%
8	RAYMAEKERS	MAA	9	56%	0%	56%
9	Lecat	MAA	8	50%	13%	38%
14	Andrei	ANT	12	42%	0%	42%
8	Moreau	ANT	24	38%	33%	4%
14	Padar	MAA	19	26%	32%	-5%
10	Höhne	MAA	17	24%	12%	12%
17	Gotch	MAA	13	15%	15%	0%

		Count of SKILL	#	
7	VAN WALLE	ANT	4	2
3	Broshog	MAA	8	1
3	Van Harskamp	ANT	11	1
5	Van Rekom	ANT	6	1
8	Moreau	ANT	3	1
9	Lecat	MAA	1	1
9	Van Bemmelen	ANT	3	1
14	Andrei	ANT	7	1
14	Padar	MAA	6	1
17	Gotch	MAA	4	1
8	RAYMAEKERS	MAA	7	
10	Höhne	MAA	1	
15	Finoli	MAA	3	
16	Grozdanov	MAA	1	

		Count of SKILL	%	%	
3	Van Harskamp	ANT	7	14%	14%
7	VAN WALLE	ANT	8	13%	13%
8	Moreau	ANT	18	11%	17%
5	Van Rekom	ANT	11	9%	27%
9	Van Bemmelen	ANT	14	7%	7%
3	Broshog	MAA	7		14%
8	RAYMAEKERS	MAA	7		14%
9	Lecat	MAA	8		25%
10	Höhne	MAA	9		33%
14	Andrei	ANT	14		7%
14	Padar	MAA	5		40%
15	Finoli	MAA	12		8%
16	Grozdanov	MAA	3		33%
17	Gotch	MAA	3		33%

		Count of SKILL	%	%	%	
14	Andrei	ANT	1	100%		
10	Höhne	MAA	18	44%	11%	6%
1	Deroey	ANT	12	33%	42%	
7	DERKONINGEN	MAA	21	29%	33%	5%
5	Van Rekom	ANT	20	25%	45%	
7	VAN WALLE	ANT	9	22%	33%	
9	Lecat	MAA	16	19%	25%	19%
17	Gotch	MAA	7	14%	29%	14%

UPPER:
TOI = Team of Interest = Team analyzed OPP = Opponent
XXXServe = who served XXXSCORE = who got the point



2014-2015

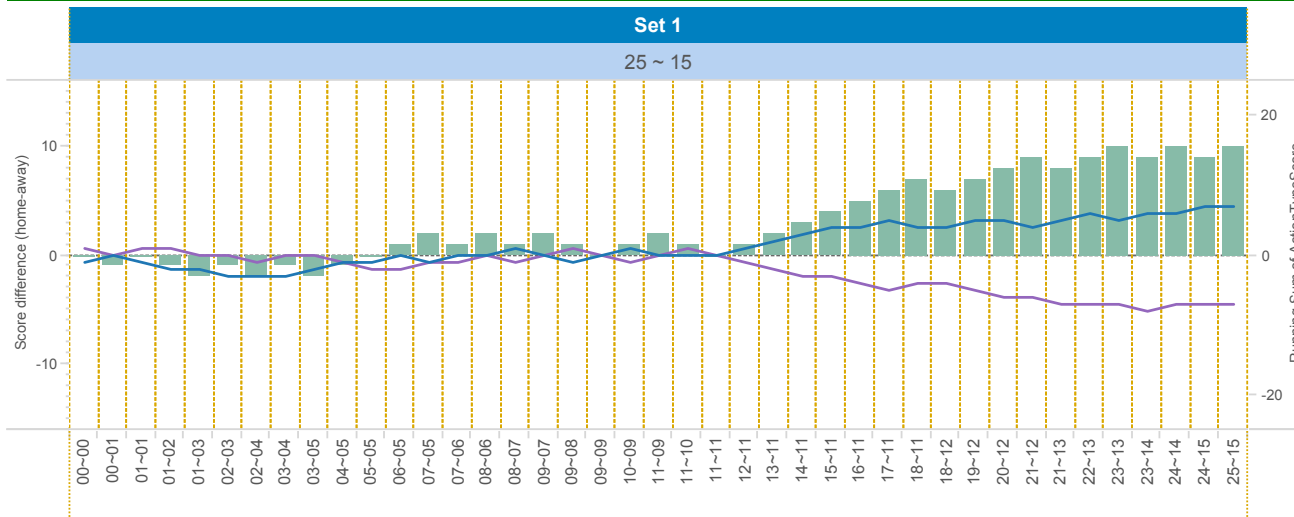
DATA

BelgiumVolleyStats.be
By Marnix Acar

© Trainerstuff.be
By Wouter Iaroy

VIZ

(20150117) ANT ~ MAA (3 ~ 0)
Set analysis - Set 1



TEAM_NAME

- ANT
- MAA

UPPER LEFT:

+1: A# - B# - S# -1: A=, A/, B=, B/, S=, R=, D=, F=, S=

LOWER LEFT:

TOI = Team of Interest = Team analyzed OPP = Opponent
XXXServe = who served XXXSCORE = who got the point

LOWER RIGHT:

Attack sorted on #SCORE

		Set 1													
		TOIServe						OPPServe							
		TOIScore			OPPScore			Total	TOIScore			OPPScore			Total
TOI	Scorin..	TOI	OPP	Total	TOI	OPP	Total		TOI	OPP	Total	TOI	OPP	Total	
ANT	A#	5		5		7	7	12	8		8		2	2	10
	S#	3		3				3							
	A=		3	3				3				1	1	1	
	A/		2	2		1	1	3				1	1	1	
	S=					3	3	3		3	3			3	
	E=									1	1				1
	Total		8	5	13	4	7	11	24	8	4	12	2	2	4
MAA	A#	2		2		8	8	10	7		7		5	5	12
	S#												3	3	3
	A=		1	1				1				3	3	3	
	A/		1	1				1	1	1		2	2	3	
	S=					3	3	3		3	3			3	
	E=					1	1	1							1
	Total		2	2	4	4	8	12	16	7	4	11	5	8	13

Attacking skills

		Count of SKILL	#SCORE	#SCORE%	NOSCORE	NOSCORE%	=SCORE	=SCORE%	EFF
5 Van Rekom	ANT	7	4	57%	2	29%	1	14%	43%
7 VAN WALLE	ANT	5	4	80%	0	0%	1	20%	60%
9 Lecat	MAA	5	3	60%	1	20%	1	20%	40%
14 Padar	MAA	6	3	50%	1	17%	2	33%	17%
3 Van Harskamp	ANT	2	2	100%	0	0%	0	0%	100%
8 Moreau	ANT	6	2	33%	3	50%	1	17%	17%
8 RAYMAEKERS	MAA	3	1	33%	2	67%	0	0%	33%
9 Van Bemmelen	ANT	2	1	50%	1	50%	0	0%	50%
10 Höhne	MAA	7	1	14%	4	57%	2	29%	-14%
15 Finoli	MAA	1	1	100%	0	0%	0	0%	100%
3 Broshog	MAA	1	0	0%	1	100%	0	0%	0%
14 Andrei	ANT	2	0	0%	2	100%	0	0%	0%



2014-2015

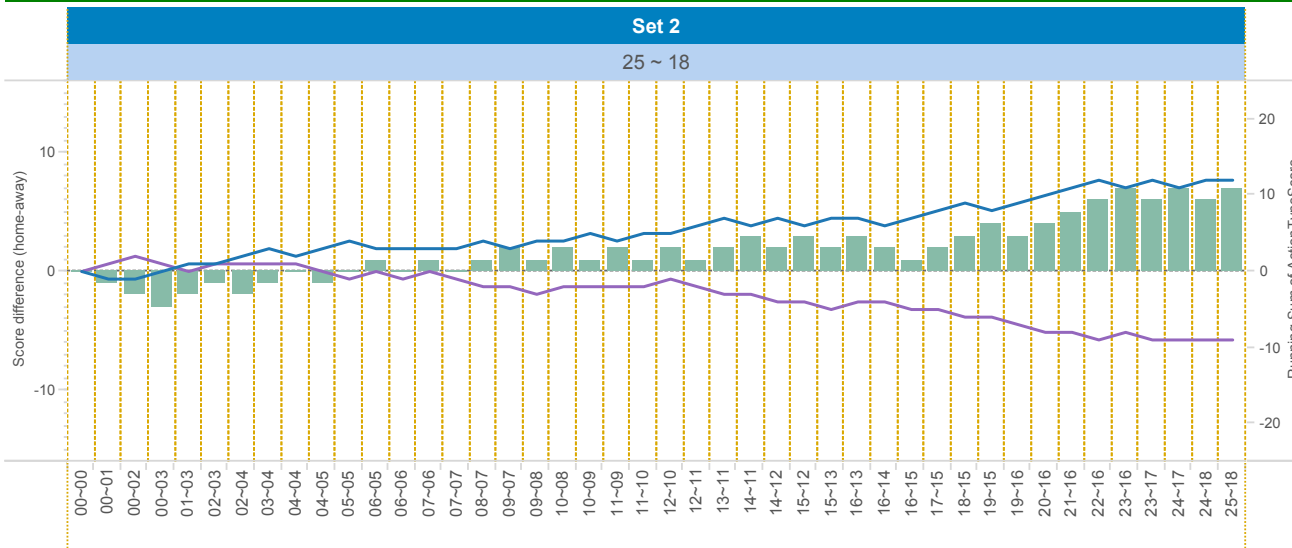
DATA

BelgiumVolleyStats.be
By Marnix Acar

© Trainerstuff.be
By Wouter Iaroy

VIZ

(20150117) ANT ~ MAA (3 ~ 0)
Set analysis - Set 2



TEAM_NAME

- ANT
- MAA

UPPER LEFT:

+1: A# - B# - S# -1: A=, A/, B=, B/, S=, R=, D=, F=, S=

LOWER LEFT:

TOI = Team of Interest = Team analyzed OPP = Opponent
XXXServe = who served XXXSCORE = who got the point

LOWER RIGHT:

Attack sorted on #SCORE

Attacking skills

		Set 2													
		TOIServe						OPPServe							
		TOIScore			OPPScore			Total	TOIScore			OPPScore			Total
TOI	Scorin..	TOI	OPP	Total	TOI	OPP	Total	TOI	OPP	Total	TOI	OPP	Total	Total	
ANT	A#	5		5		6	6	11	11			1	1	12	
	S#	3		3			3							3	
	A=				3		3				1		1	1	
	A/		2	2			2		2	2	1		1	3	
	S=				4		4	4	2	2				2	
	E=				1		1	1							
	D=				1		1	1							
	Total	8	2	10	9	6	15	25	11	4	15	2	1	3	18
MAA	A#	1		1		11	11	12	6		6		5	5	11
	S#											3	3	3	
	A=		1	1			1	1		3	3			3	
	A/		1	1	2		2	3			2		2	2	
	S=				2		2	2		4	4			4	
	E=									1	1			1	
	D=									1	1			1	
	Total	1	2	3	4	11	15	18	6	9	15	2	8	10	25

		Count of SKILL	#SCORE	#SCORE%	NOSCORE	NOSCORE%	=SCORE	=SCORE%	EFF	
8	Moreau	ANT	11	5	45%	2	18%	4	36%	9%
9	Van Bemmelen	ANT	7	4	57%	3	43%	0	0%	57%
3	Broshog	MAA	4	3	75%	0	0%	1	25%	50%
5	Van Rekom	ANT	6	3	50%	3	50%	0	0%	50%
7	VAN WALLE	ANT	4	2	50%	1	25%	1	25%	25%
8	RAYMAEKERS	MAA	2	2	100%	0	0%	0	0%	100%
14	Andrei	ANT	3	2	67%	1	33%	0	0%	67%
9	Lecat	MAA	3	1	33%	2	67%	0	0%	33%
10	Höhne	MAA	7	1	14%	6	86%	0	0%	14%
14	Padar	MAA	6	1	17%	3	50%	2	33%	-17%
3	Van Harskamp	ANT	1	0	0%	1	100%	0	0%	0%
17	Gotch	MAA	2	0	0%	1	50%	1	50%	-50%



2014-2015

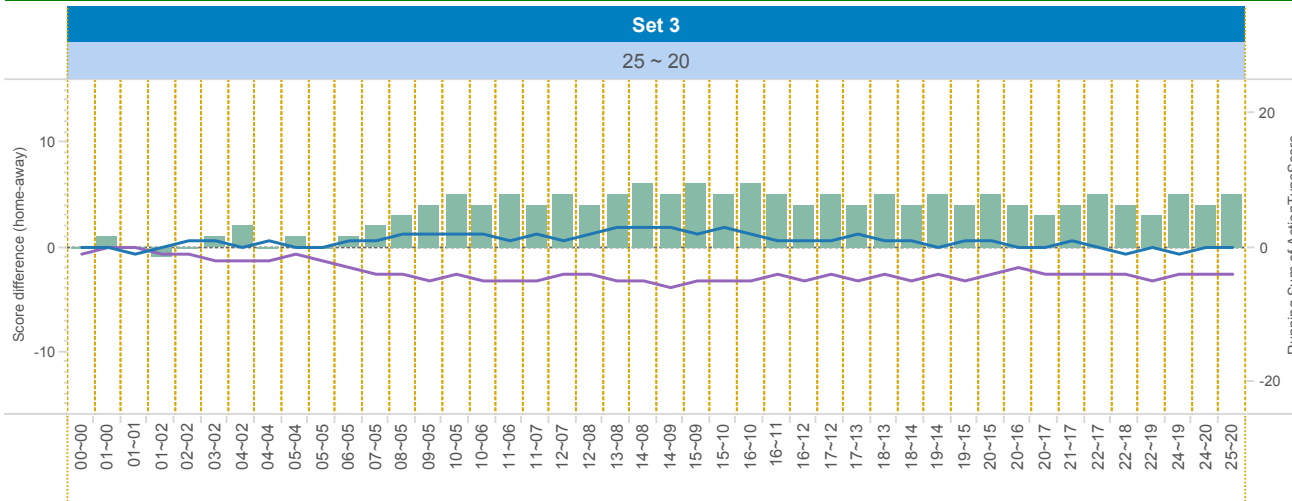
DATA

BelgiumVolleyStats.be
By Marnix Acar

© Trainerstuff.be
By Wouter Laroy

ZIV

(20150117) ANT ~ MAA (3 ~ 0)
Set analysis - Set 3



TEAM_NAME

- ANT
- MAA

UPPER LEFT:

+1: A# - B# - S# -1: A=, A/, B=, B/, S=, R=, D=, F=, S=

LOWER LEFT:

TOI = Team of Interest = Team analyzed OPP = Opponent
XXXServe = who served XXXSCORE = who got the point

LOWER RIGHT:

Attack sorted on #SCORE

		Set 3															
		TOIServe							OPPServe								
		TOIScore			OPPScore				Total	TOIScore			OPPScore				Total
TOI	Scorin..	TOI	OPP	Total	TOI	OPP	Total	TOI		OPP	Total	TOI	OPP	Total	Total		
ANT	A#	4		4			10	10	14	9			9		1	1	10
	A=		2	2					2				2			2	2
	A/		1	1					1				1			1	1
	S=					3		3	3		7			7			7
	E=					1		1	1								1
	F=		1	1		1		1	2								2
	Total		4	4	8	5	10	15	23	9	7	16	3	1	4	20	20
MAA	A#	1		1			9	9	10	10			10		4	4	14
	A=		2	2					2				2			2	2
	A/		1	1					1				1			1	1
	S=					7		7	7		3			3			3
	E=									1				1			1
	F=									1			1		1		2
	Total		1	3	4	7	9	16	20	10	5	15	4	4	8	23	23

Attacking skills

		Count of SKILL	#SCORE	#SCORE%	NOSCORE	NOSCORE%	=SCORE	=SCORE%	EFF	
5	Van Rekom	ANT	5	3	60%	2	40%	0	0%	60%
9	Van Bemmelen	ANT	3	3	100%	0	0%	0	0%	100%
14	Andrei	ANT	7	3	43%	4	57%	0	0%	43%
16	Grozdanov	MAA	4	3	75%	1	25%	0	0%	75%
7	VAN WALLE	ANT	3	2	67%	1	33%	0	0%	67%
8	Moreau	ANT	7	2	29%	2	29%	3	43%	-14%
8	RAYMAEKERS	MAA	4	2	50%	2	50%	0	0%	50%
10	Höhne	MAA	3	2	67%	1	33%	0	0%	67%
17	Gotch	MAA	11	2	18%	8	73%	1	9%	9%
3	Broshog	MAA	1	1	100%	0	0%	0	0%	100%
14	Padar	MAA	7	1	14%	4	57%	2	29%	-14%



2014-2015

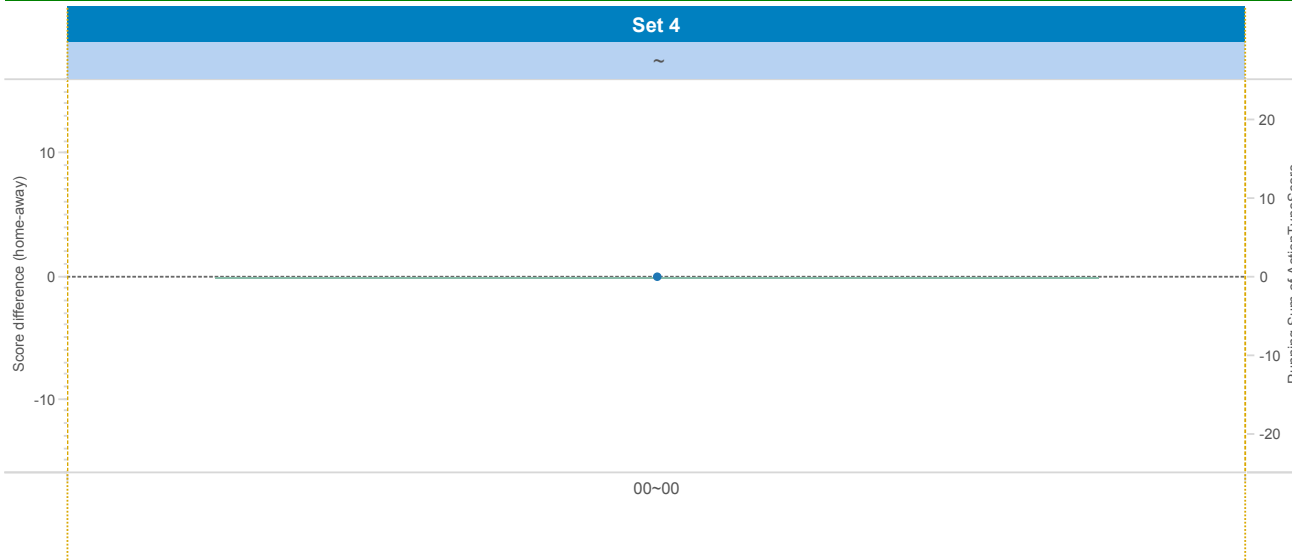
DATA

BelgiumVolleyStats.be
By Marnix Acar

© Trainerstuff.be
By Wouter Laroy

VIZ

(20150117) ANT ~ MAA (3 ~ 0)
Set analysis - Set 4



TEAM_NAME

■ ANT

UPPER LEFT:

+1: A# - B# - S# -1: A=, A/, B=, B/, S=, R=, D=, F=, S=

LOWER LEFT:

TOI = Team of Interest = Team analyzed OPP = Opponent
XXXServe = who served XXXSCORE = who got the point

LOWER RIGHT:

Attack sorted on #SCORE

Attacking skills



2014-2015

DATA

BelgiumVolleyStats.be
By Marnix Acar

© Trainerstuff.be
By Wouter Laroy

ZIV

(20150117) ANT ~ MAA (All)
Set analysis - Set 5

TEAM_NAME

UPPER LEFT:

+1: A# - B# - S# -1: A=, A/, B=, B/, S=, R=, D=, F=, S=

LOWER LEFT:

TOI = Team of Interest = Team analyzed OPP = Opponent
XXXServe = who served XXXSCORE = who got the point

LOWER RIGHT:

Attack sorted on #SCORE

Attacking skills

		Count of SKILL	#SCORE	#SCORE%	NOSCORE	NOSCORE%	=SCORE	=SCORE%	EFF	
5	Van Rekom	ANT	18	10	56%	7	39%	1	6%	50%
8	Moreau	ANT	24	9	38%	7	29%	8	33%	4%
7	VAN WALLE	ANT	12	8	67%	2	17%	2	17%	50%
9	Van Bemmelen	ANT	12	8	67%	4	33%	0	0%	67%
8	RAYMAEKERS	MAA	9	5	56%	4	44%	0	0%	56%
14	Andrei	ANT	12	5	42%	7	58%	0	0%	42%
14	Padar	MAA	19	5	26%	8	42%	6	32%	-5%
3	Broshog	MAA	6	4	67%	1	17%	1	17%	50%
9	Lecat	MAA	8	4	50%	3	38%	1	13%	38%
10	Höhne	MAA	17	4	24%	11	65%	2	12%	12%
16	Grozdanov	MAA	4	3	75%	1	25%	0	0%	75%
3	Van Harskamp	ANT	3	2	67%	1	33%	0	0%	67%
17	Gotch	MAA	13	2	15%	9	69%	2	15%	0%
15	Finoli	MAA	1	1	100%	0	0%	0	0%	100%



2014-2015

DATA

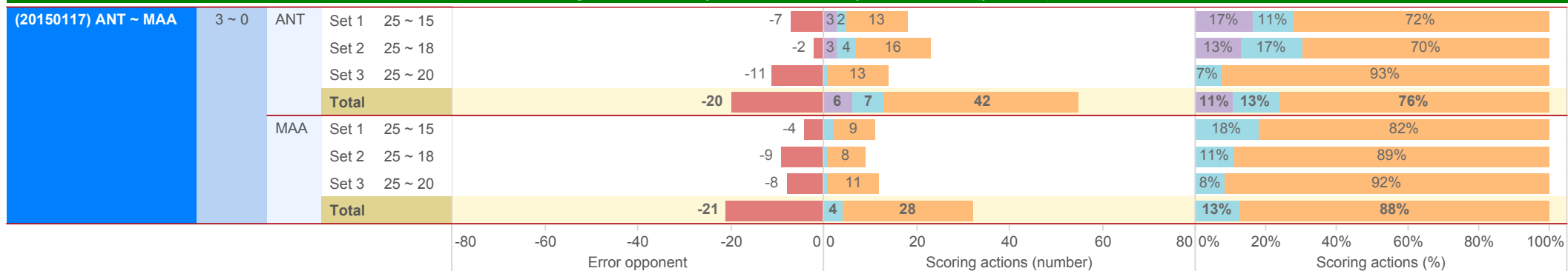
BelgiumVolleyStats.be
By Marnix Acar

© Trainerstuff.be
By Wouter Laroy

VIZ

(20150117) ANT ~ MAA (3 ~ 0)

Scoring Actions Analyzed: how were points made (per set)



S - Serve B - Block A - Attack



2014-2015

DATA

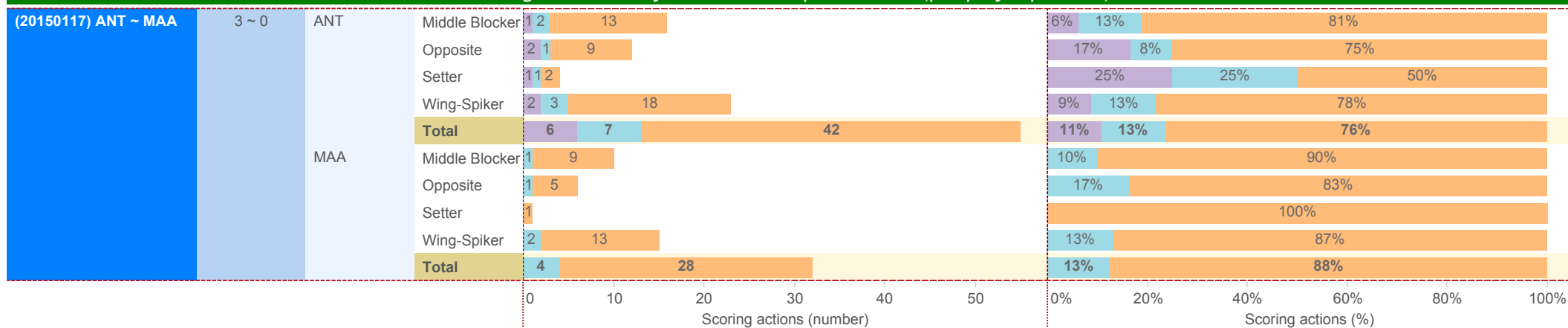
BelgiumVolleyStats.be
By Marnix Acar

© Trainerstuff.be
By Wouter Laroy

VIZ

(20150117) ANT ~ MAA (3 ~ 0)

Scoring Actions Analyzed: how were points made (per player position)



S - Serve B - Block A - Attack



2014-2015

DATA

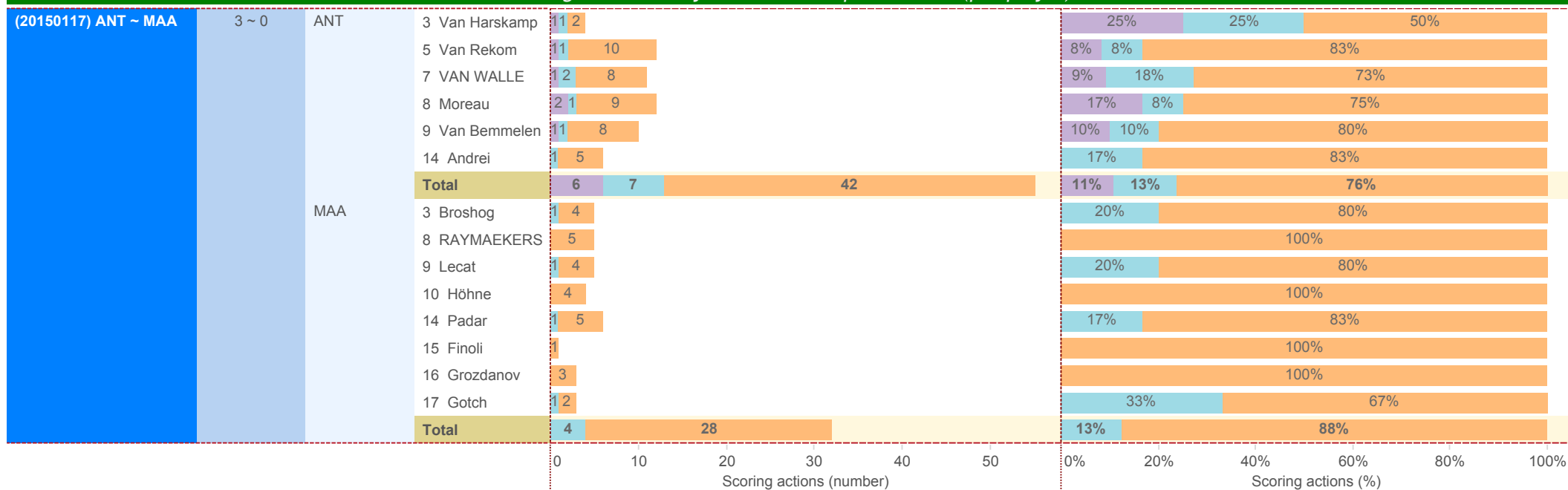
BelgiumVolleyStats.be
By Marnix Acar

© Trainerstuff.be
By Wouter Laroy

VIZ

(20150117) ANT ~ MAA (3 ~ 0)

Scoring Actions Analyzed: how were points made (per player)



S - Serve B - Block A - Attack



2014-2015

DATA

BelgiumVolleyStats.be
By Marnix Acar

© Trainerstuff.be
By Wouter Laroy

VIZ

(20150117) ANT ~ MAA (3 ~ 0)
Skills in detail (per player position): Attack/Block

Skill	Team	Position	Game 1						Total	Efficiency
			#	+	!	-	/	=		
A - Attack	ANT	Middle Blocker	13 (54%)		2 ()	9 (38%)		24	54%	
		Opposite	9 (38%)	1 (4%)		6 (25%)	2 (8%)	24	4%	
		Setter	2 (67%)	1 (33%)				3	67%	
		Wing-Spiker	18 (60%)	1 (3%)	2 (7%)	6 (20%)	2 (7%)	1 (3%)	30	50%
		Total	42 (52%)	3 (4%)	4 (5%)	21 (26%)	4 (5%)	7 (9%)	81	38%
	MAA	Middle Blocker	9 (60%)	1 (7%)	1 (7%)	3 (20%)	1 (7%)	15	53%	
		Opposite	5 (26%)	1 (5%)	1 (21%)	6 (32%)	4 (21%)	2 (11%)	19	-5%
		Setter	1 (100%)						1	100%
		Wing-Spiker	13 (31%)	1 (2%)	5 (5%)	18 (43%)	2 (5%)	3 (7%)	42	19%
		Total	28 (36%)	3 (4%)	7 (9%)	27 (35%)	7 (9%)	5 (6%)	77	21%
B - Block	ANT	Middle Blocker	2 (20%)	4 (40%)	2 ()	1 (10%)		1 (10%)	10	10%
		Opposite	1 (33%)		1 ()			1 (33%)	3	0%
		Setter	1 (9%)	4 (36%)	3 ()	1 (9%)		2 (18%)	11	-9%
		Wing-Spiker	3 (30%)	2 (20%)	1 ()			4 (40%)	10	-10%
		Total	7 (21%)	10 (29%)	7 ()	2 (6%)		8 (24%)	34	-3%
	MAA	Middle Blocker	1 (7%)	5 (33%)	2 ()			7 (47%)	15	-40%
		Opposite	1 (17%)	2 (33%)	1 ()	1 (17%)		1 (17%)	6	0%
		Setter		1 (33%)				2 (67%)	3	-67%
		Wing-Spiker	2 (29%)	1 (14%)	1 ()			3 (43%)	7	-14%
		Total	4 (13%)	9 (29%)	4 ()	1 (3%)		13 (42%)	31	-29%



2014-2015

DATA

BelgiumVolleyStats.be
By Marnix Acar

© Trainerstuff.be
By Wouter Laroy

VIZ

(20150117) ANT ~ MAA (3 ~ 0)

Skills in detail (per player position): Serve/Reception

Skill	Team	Position	Game 1						Total	EFF
			#	+	!	-	/	=		
S - Serve	ANT	Middle Blocker	1 (4%)	10 (36%)	4 (7%)	9 (32%)	2 (7%)	2 (7%)	28	-4%
		Opposite	2 (11%)	4 (22%)	4 (17%)	2 (11%)	3 (17%)	3 (17%)	18	-6%
		Setter	1 (14%)	1 (14%)	1 (0)	3 (43%)		1 (14%)	7	0%
		Wing-Spiker	2 (11%)	3 (16%)	6 (0)	4 (21%)		4 (21%)	19	-11%
		Total	6 (8%)	18 (25%)	15 (7%)	18 (25%)	5 (7%)	10 (14%)	72	-6%
	MAA	Middle Blocker		4 (29%)	2 (0)	6 (43%)		2 (14%)	14	-14%
		Opposite			2 (20%)		1 (20%)	2 (40%)	5	-40%
		Setter		2 (17%)	6 (8%)	2 (17%)	1 (8%)	1 (8%)	12	-8%
		Wing-Spiker		4 (17%)	7 (4%)	4 (17%)	1 (4%)	7 (30%)	23	-30%
		Total		10 (19%)	17 (6%)	12 (22%)	3 (6%)	12 (22%)	54	-22%
R - Reception	ANT	Libero	4 (33%)	5 (42%)		3 (25%)			12	0%
		Middle Blocker	1 (100%)						1	0%
		Wing-Spiker	7 (24%)	12 (41%)		7 (24%)	3 (10%)		29	0%
		Total	12 (29%)	17 (40%)		10 (24%)	3 (7%)		42	0%
	MAA	Libero	6 (29%)	7 (33%)		5 (24%)	2 (10%)	1 (5%)	21	-5%
		Wing-Spiker	12 (29%)	8 (20%)		13 (32%)	3 (7%)	5 (12%)	41	-12%
		Total	18 (29%)	15 (24%)		18 (29%)	5 (8%)	6 (10%)	62	-10%
			0 10 20 30	0 10 20 30	0 10 20 30	0 10 20 30	0 5	0 10 20	0 50	-40% -20% 0%
			#	+	!	-	/	=	Count of SKILL	EFF



2014-2015

DATA

BelgiumVolleyStats.be
By Marnix Acar

© Trainerstuff.be
By Wouter Laroy

VIZ

(20150117) ANT ~ MAA (3 ~ 0)
Skills in detail (per player): Attack

A - Attack	Team	Player	Skill						Count of SKILL	EFF		
			#	+	!	-	/	=				
ANT		3 Van Harskamp	2 (67%)	1 (33%)					3	67%		
		5 Van Rekom	10 (56%)	1 (6%)	2 (6%)	4 (22%)	1 (6%)		18	50%		
		7 VAN WALLE	8 (67%)			2 (17%)	1 (8%)	1 (8%)	12	50%		
		8 Moreau	9 (38%)	1 (4%)		6 (25%)	2 (8%)	6 (25%)	24	4%		
		9 Van Bemmelen	8 (67%)		1 ()	3 (25%)			12	67%		
		14 Andrei	5 (42%)		1 ()	6 (50%)			12	42%		
		Total	42 (52%)	3 (4%)	4 (5%)	21 (26%)	4 (5%)	7 (9%)	81	38%		
		MAA		3 Broshog	4 (67%)			1 (17%)	1 (17%)		6	50%
				8 RAYMAEKERS	5 (56%)	1 (11%)	1 ()	2 (22%)			9	56%
				9 Lecat	4 (50%)			3 (38%)		1 (13%)	8	38%
10 Höhne	4 (24%)				3 (6%)	8 (47%)	1 (6%)	1 (6%)	17	12%		
14 Padar	5 (26%)			1 (5%)	1 (21%)	6 (32%)	4 (21%)	2 (11%)	19	-5%		
15 Finoli	1 (100%)								1	100%		
16 Grozdanov	3 (75%)					1 (25%)			4	75%		
17 Gotch	2 (15%)			1 (8%)	2 (8%)	6 (46%)	1 (8%)	1 (8%)	13	0%		
Total	28 (36%)	3 (4%)	7 (9%)	27 (35%)	7 (9%)	5 (6%)	77	21%				
			#	+	!	-	/	=	Count of SKILL	EFF		



2014-2015

DATA

BelgiumVolleyStats.be
By Marnix Acar

© Trainerstuff.be
By Wouter Laroy

VIZ

(20150117) ANT ~ MAA (3 ~ 0)
Skills in detail (per player): Block

B - Block	Team	Player	Skill					Count of SKILL	EFF			
			#	+	!	-	/					
ANT		3 Van Harskamp	1 (9%)	4 (36%)	3 ()	1 (9%)		2 (18%)	11	-9%		
		5 Van Rekom	1 (17%)	2 (33%)	1 ()			2 (33%)	6	-17%		
		7 VAN WALLE	2 (50%)					2 (50%)	4	0%		
		8 Moreau	1 (33%)		1 ()			1 (33%)	3	0%		
		9 Van Bemmelen	1 (33%)	1 (33%)	1 ()				3	33%		
		14 Andrei	1 (14%)	3 (43%)	1 ()	1 (14%)		1 (14%)	7	0%		
		Total	7 (21%)	10 (29%)	7 ()	2 (6%)		8 (24%)	34	-3%		
		MAA		3 Broshog	1 (13%)	3 (38%)	2 ()			2 (25%)	8	-13%
				8 RAYMAEKERS		2 (29%)				5 (71%)	7	-71%
				9 Lecat	1 (100%)						1	100%
10 Höhne								1 (100%)	1	-100%		
14 Padar	1 (17%)			2 (33%)	1 ()	1 (17%)		1 (17%)	6	0%		
15 Finoli				1 (33%)				2 (67%)	3	-67%		
16 Grozdanov								1 (100%)	1	-100%		
17 Gotch	1 (25%)			1 (25%)	1 ()			1 (25%)	4	0%		
Total	4 (13%)	9 (29%)	4 ()	1 (3%)		13 (42%)	31	-29%				
			#	+	!	-	/	=	Count of SKILL	EFF		



2014-2015

DATA

BelgiumVolleyStats.be
By Marnix Acar

© Trainerstuff.be
By Wouter Laroy

VIZ

(20150117) ANT ~ MAA (3 ~ 0)
Skills in detail (per player): Serve

S - Serve	Team	Player	Skill						Count of SKILL	EFF
			#	+	!	-	/	=		
S - Serve	ANT	3 Van Harskamp	1 (14%)	1 (14%)	1 ()	3 (43%)	1 (14%)	7	0%	
		5 Van Rekom	1 (9%)	2 (18%)	2 ()	3 (27%)	3 (27%)	11	-18%	
		7 VAN WALLE	1 (13%)	1 (13%)	4 ()	1 (13%)	1 (13%)	8	0%	
		8 Moreau	2 (11%)	4 (22%)	4 (17%)	2 (11%)	3 (17%)	18	-6%	
		9 Van Bemmelen	1 (7%)	7 (50%)	1 (7%)	3 (21%)	1 (7%)	14	0%	
		14 Andrei		3 (21%)	3 (7%)	6 (43%)	1 (7%)	14	-7%	
		Total	6 (8%)	18 (25%)	15 (7%)	18 (25%)	5 (7%)	10 (14%)	72	-6%
	MAA	3 Broshog		2 (29%)	1 ()	3 (43%)	1 (14%)	7	-14%	
		8 RAYMAEKERS		2 (29%)	1 ()	3 (43%)	1 (14%)	7	-14%	
		9 Lecat		3 (38%)	1 (13%)	1 (13%)	1 (13%)	8	-25%	
		10 Höhne		1 (11%)	3 ()	2 (22%)	3 (33%)	9	-33%	
		14 Padar			2 (20%)		1 (20%)	2 (40%)	5	-40%
		15 Finoli		2 (17%)	6 (8%)	2 (17%)	1 (8%)	12	-8%	
		16 Grozdanov			1 ()	1 (33%)		1 (33%)	3	-33%
17 Gotch			2 ()			1 (33%)	3	-33%		
Total		10 (19%)	17 (6%)	12 (22%)	3 (6%)	12 (22%)	54	-22%		
			#	+	!	-	/	=	Count of SKILL	EFF



2014-2015

DATA

BelgiumVolleyStats.be
By Marnix Acar

© Trainerstuff.be
By Wouter Laroy

VIZ

(20150117) ANT ~ MAA (3 ~ 0)
Skills in detail (per player): Reception

R - Reception	ANT		MAA		Total		Count of SKILL		EFF
	Player	Count (%)	Count (%)	Count (%)	Count (%)	Count (%)	Count (%)		
	1 Deroy	4 (33%)	5 (42%)	3 (25%)	12	0%			
	5 Van Rekom	5 (25%)	9 (45%)	5 (25%)	1	20	0%		
	7 VAN WALLE	2 (22%)	3 (33%)	2 (22%)	2	9	0%		
	14 Andrei	1 (100%)			1		0%		
	Total	12 (29%)	17 (40%)	10 (24%)	3 (7%)	42	0%		
	7 DERKONINGEN	6 (29%)	7 (33%)	5 (24%)	2 (10%)	1 (5%)	21	-5%	
	9 Lecat	3 (19%)	4 (25%)	5 (31%)	1 (6%)	3 (19%)	16	-19%	
	10 Höhne	8 (44%)	2 (11%)	6 (33%)	1 (6%)	1 (6%)	18	-6%	
	17 Gotch	1 (14%)	2 (29%)	2 (29%)	1 (14%)	1 (14%)	7	-14%	
	Total	18 (29%)	15 (24%)	18 (29%)	5 (8%)	6 (10%)	62	-10%	
		#	+	!	-	/	=		
							Count of SKILL	EFF	