



2014-2015

DATA

BelgiumVolleyStats.be
By Marnix Acar

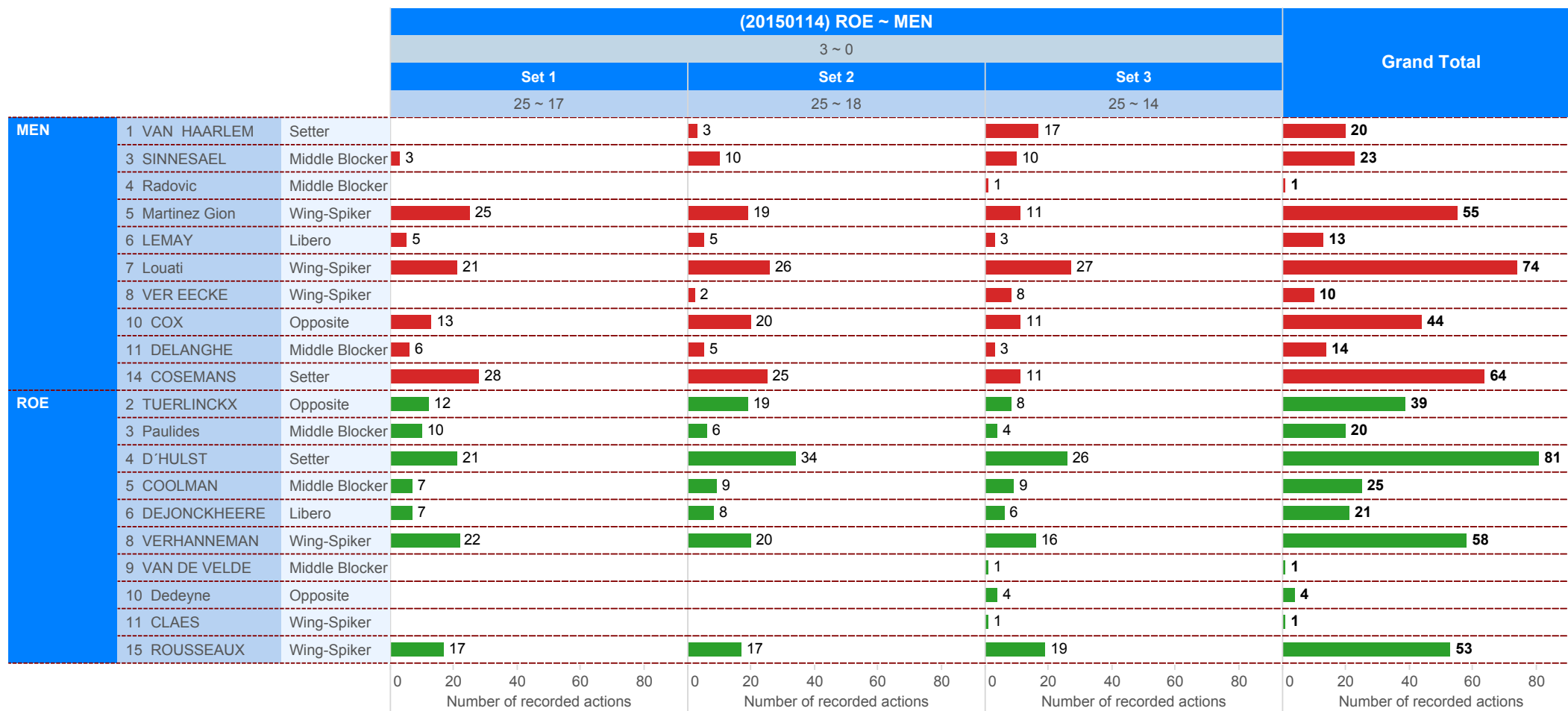
© **Trainerstuff.be**
By Wouter Laroy

VIZ

Scouting data provided by: Marnix Acar - www.BelgiumVolleyStats.be

Data processing and vizualization: Wouter Laroy - www.trainerstuff.be

Questions/Remarks/Suggestions: info@belgiumvolleystats.be - wouterstrainerstuff@gmail.com



■ SET LOST ■ SET WON



2014-2015

DATA

BelgiumVolleyStats.be
By Marnix Acar

© Trainerstuff.be
By Wouter Laroy

VIZ

(20150114) ROE ~ MEN (3 ~ 0)
Game analysis

TOI	ScoringActi..	TOIServe						OPPServe							
		TOISCORE			OPPSCORE			Total	TOISCORE			OPPSCORE			Total
		TOI	OPP	Total	TOI	OPP	Total		TOI	OPP	Total	TOI	OPP	Total	
MEN	A#	3		3		24	24	27					14	14	41
	S#	1		1				1				2	2	2	
	A=		2	2							8	8	8		
	A/		5	5		3	3	8		4	4	8	8	12	
	B/					1	1	1						7	
	S=					12	12	12		7	7		2	2	2
	E=												2	2	2
Total		4	7	11	16	24	40	51	27	11	38	18	16	34	72
ROE	A#	14		14		27	27	41	24		24		3	3	27
	S#	2		2				2				1	1	1	
	A=		8	8				8			2	2	2	2	
	A/		8	8		4	4	12		3	3	5	5	8	
	B/									1	1			1	
	S=					7	7	7		12	12			12	
	E=		2	2				2							
Total		16	18	34	11	27	38	72	24	16	40	7	4	11	51

Attack

		Count of SKILL	#SCORE%	=SCORE%	EFF
9 VAN DE VELDE	ROE	1	100%	0%	100%
3 Paulides	ROE	6	83%	0%	83%
5 COOLMAN	ROE	6	83%	0%	83%
5 Martinez Gion	MEN	11	64%	18%	45%
15 ROUSSEAUX	ROE	19	63%	21%	42%
2 TUERLINCKX	ROE	19	53%	21%	32%
7 Louati	MEN	30	37%	27%	10%
8 VERHANNEMAN	ROE	14	36%	21%	14%
10 COX	MEN	26	35%	23%	12%
3 SINNESAEEL	MEN	6	33%	0%	33%
11 DELANGHE	MEN	3	33%	0%	33%
8 VER EECKE	MEN	2	0%	100%	-100%
10 Dedeyne	ROE	2	0%	0%	0%
14 COSEMANS	MEN	1	0%	100%	-100%

Block

		Count of SKILL	#
2 TUERLINCKX	ROE	7	4
8 VERHANNEMAN	ROE	10	3
14 COSEMANS	MEN	5	3
3 SINNESAEEL	MEN	6	2
7 Louati	MEN	6	2
15 ROUSSEAUX	ROE	6	2
5 COOLMAN	ROE	5	1
10 COX	MEN	2	1
10 Dedeyne	ROE	2	1
11 DELANGHE	MEN	3	1
1 VAN HAARLEM	MEN	3	
3 Paulides	ROE	2	
4 D'HULST	ROE	2	

Serve

		Count of SKILL	#%	=%
14 COSEMANS	MEN	7	14%	
4 D'HULST	ROE	24	8%	
1 VAN HAARLEM	MEN	1		
2 TUERLINCKX	ROE	8		
3 Paulides	ROE	9		33%
3 SINNESAEEL	MEN	11		18%
4 Radovic	MEN	1		
5 COOLMAN	ROE	10		10%
5 Martinez Gion	MEN	7		29%
7 Louati	MEN	8		50%
8 VER EECKE	MEN	3		
8 VERHANNEMAN	ROE	8		25%
10 COX	MEN	7		43%
11 CLAES	ROE	1		
11 DELANGHE	MEN	6		17%
15 ROUSSEAUX	ROE	13		8%

Reception

		Count of SKILL	#%	+%	=%
5 Martinez Gion	MEN	31	29%	35%	3%
6 DEJONCKHEERE	ROE	10	20%	60%	
8 VERHANNEMAN	ROE	21	19%	43%	5%
15 ROUSSEAUX	ROE	7	14%	29%	
7 Louati	MEN	28	11%	39%	
3 Paulides	ROE	1			
6 LEMAY	MEN	4		100%	
8 VER EECKE	MEN	3			33%

UPPER:

TOI = Team of Interest = Team analyzed OPP = Opponent
 XXXServe = who served XXXSCORE = who got the point



2014-2015

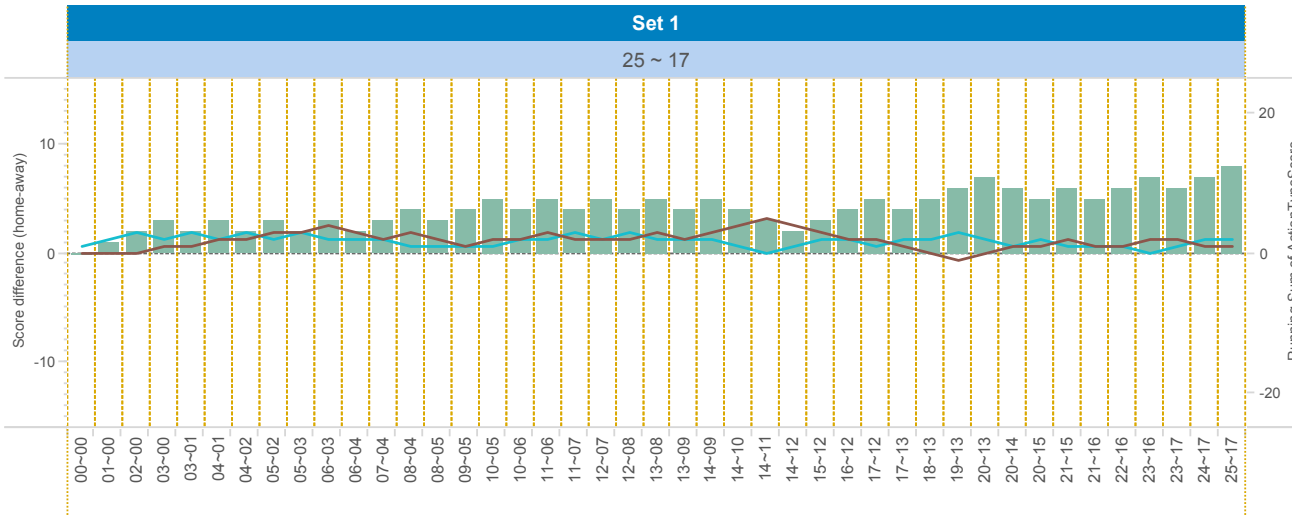
DATA

BelgiumVolleyStats.be
By Marnix Acar

© Trainerstuff.be
By Wouter laroy

VIZ

(20150114) ROE ~ MEN (3 ~ 0)
Set analysis - Set 1



TEAM_NAME

- MEN
- ROE

UPPER LEFT:

+1: A# - B# - S# -1: A=, A/, B=, B/, S=, R=, D=, F=, S=

LOWER LEFT:

TOI = Team of Interest = Team analyzed OPP = Opponent
XXXServe = who served XXXSCORE = who got the point

LOWER RIGHT:

Attack sorted on #SCORE

Attacking skills

		Set 1													
		TOIServe						OPPServe							
		TOIScore			OPPScore			Total	TOIScore			OPPScore			Total
TOI	Scorin..	TOI	OPP	Total	TOI	OPP	Total		TOI	OPP	Total	TOI	OPP	Total	
MEN	A#	1		1		10	10	11	11		11		3	3	14
	S#	1		1				1					1	1	1
	A=										4		4	4	4
	A/		1	1	1	1	2	2	1	1	1	1	1	2	2
	S=					4	4	4		2	2		2	2	4
	E=											1		1	1
	Total	2	1	3	5	10	15	18	11	3	14	6	4	10	24
ROE	A#	3		3		11	11	14	10		10		1	1	11
	S#	1		1				1					1	1	1
	A=		4	4				4							4
	A/		1	1	1	1	2	2		1	1	1	1	2	2
	S=					2	2	2		4	4				4
	E=		1	1				1							1
	Total	4	6	10	3	11	14	24	10	5	15	1	2	3	18

		Count of SKILL	#SCORE	#SCORE%	NOSCORE	NOSCORE%	=SCORE	=SCORE%	EFF	
2	TUERLINCKX	ROE	6	6	100%	0	0%	0	0%	100%
10	COX	MEN	11	5	45%	3	27%	3	27%	18%
5	Martinez Gion	MEN	5	4	80%	1	20%	0	0%	80%
15	ROUSSEAU	ROE	4	3	75%	0	0%	1	25%	50%
5	COOLMAN	ROE	2	2	100%	0	0%	0	0%	100%
7	Louati	MEN	9	2	22%	5	56%	2	22%	0%
3	Paulides	ROE	2	1	50%	1	50%	0	0%	50%
3	SINNESAE	MEN	1	1	100%	0	0%	0	0%	100%
8	VERHANNEMAN	ROE	5	1	20%	3	60%	1	20%	0%
11	DELANGHE	MEN	1	0	0%	1	100%	0	0%	0%
14	COSEMANS	MEN	1	0	0%	0	0%	1	100%	-100%



2014-2015

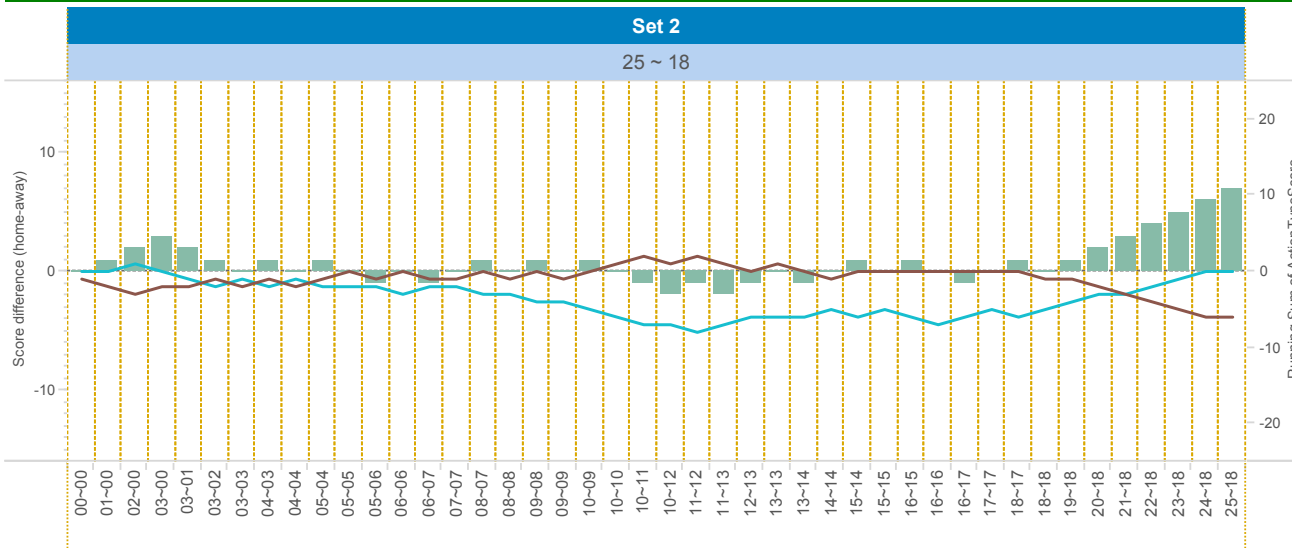
DATA

BelgiumVolleyStats.be
By Marnix Acar

© Trainerstuff.be
By Wouter Laroy

VIZ

(20150114) ROE ~ MEN (3 ~ 0)
Set analysis - Set 2



TEAM_NAME

MEN

ROE

UPPER LEFT:

+1: A# - B# - S# -1: A=, A/, B=, B/, S=, R=, D=, F=, S=

LOWER LEFT:

TOI = Team of Interest = Team analyzed OPP = Opponent
XXXServe = who served XXXSCORE = who got the point

LOWER RIGHT:

Attack sorted on #SCORE

Attacking skills

		Set 2													
		TOIServe						OPPServe							
		TOIScore			OPPScore			Total	TOIScore			OPPScore			Total
TOI	Scorin..	TOI	OPP	Total	TOI	OPP	Total	TOI	OPP	Total	TOI	OPP	Total	Total	
MEN	A#	1		1		6	6	7	7			4	4	11	
	S#											1	1	1	
	A=		2	2			2				3		3	3	
	A/		3	3	1		1	4	3	3	4		4	7	
	S=				5		5	5		2	2			2	
	Total		1	5	6	6	6	12	18	7	5	12	7	5	12
ROE	A#	4		4		7	7	11	6		6		1	7	
	S#	1		1			1						1	1	
	A=		3	3			3				2		2	2	
	A/		4	4	3		3	7	1	1	3		3	4	
	S=				2		2	2		5	5			5	
	Total		5	7	12	5	7	12	24	6	6	12	5	1	6

		Count of SKILL	#SCORE	#SCORE%	NOSCORE	NOSCORE%	=SCORE	=SCORE%	-SCORE%	EFF
15	ROUSSEAU	ROE	10	5	50%	3	30%	2	20%	30%
7	Louati	MEN	11	3	27%	3	27%	5	45%	-18%
2	TUERLINCKX	ROE	9	2	22%	3	33%	4	44%	-22%
3	Paulides	ROE	2	2	100%	0	0%	0	0%	100%
5	Martinez Gion	MEN	4	2	50%	1	25%	1	25%	25%
10	COX	MEN	10	2	20%	6	60%	2	20%	0%
3	SINNESAE	MEN	2	1	50%	1	50%	0	0%	50%
8	VERHANNE	ROE	5	1	20%	2	40%	2	40%	-20%
5	COOLMAN	ROE	1	0	0%	1	100%	0	0%	0%
11	DELANGHE	MEN	1	0	0%	1	100%	0	0%	0%



2014-2015

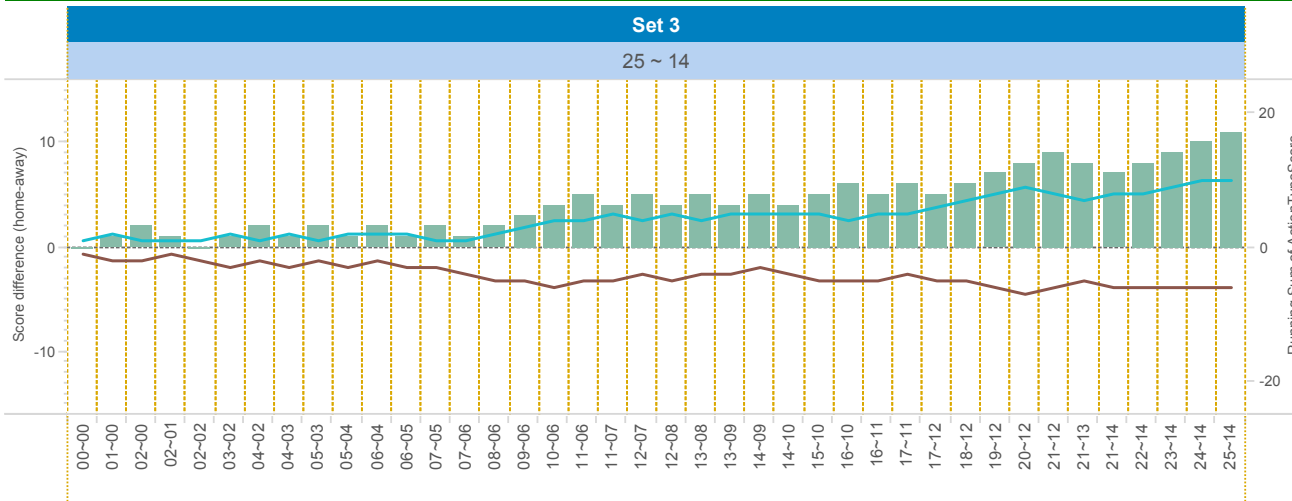
DATA

BelgiumVolleyStats.be
By Marnix Acar

© Trainerstuff.be
By Wouter Iaroy

ZIV

(20150114) ROE ~ MEN (3 ~ 0)
Set analysis - Set 3



TEAM_NAME

- MEN
- ROE

UPPER LEFT:

+1: A# - B# - S# -1: A=, A/, B=, B/, S=, R=, D=, F=, S=

LOWER LEFT:

TOI = Team of Interest = Team analyzed OPP = Opponent
XXXServe = who served XXXSCORE = who got the point

LOWER RIGHT:

Attack sorted on #SCORE

		Set 3													
		TOIServe							OPPServe						
		TOIScore			OPPScore				TOIScore			OPPScore			
TOI	Scorin..	TOI	OPP	Total	TOI	OPP	Total	Total	TOI	OPP	Total	TOI	OPP	Total	Total
MEN	A#	1		1		8	8	9	9		9		7	7	16
	A=												1	1	1
	A/		1	1	1		1	2					3	3	3
	B/				1		1	1							
	S=				3		3	3		3	3				3
	E=											1		1	1
	Total	1	1	2	5	8	13	15	9	3	12	5	7	12	24
ROE	A#	7		7		9	9	16	8		8		1	1	9
	A=		1	1				1							
	A/		3	3				3		1	1		1	2	
	B/									1	1			1	
	S=				3		3	3		3	3				3
	E=		1	1				1							
	Total	7	5	12	3	9	12	24	8	5	13	1	1	2	15

Attacking skills

		Count of SKILL	#SCORE	#SCORE%	NOSCORE	NOSCORE%	=SCORE	=SCORE%	EFF
7 Louati	MEN	10	6	60%	3	30%	1	10%	50%
15 ROUSSEAUX	ROE	5	4	80%	0	0%	1	20%	60%
5 COOLMAN	ROE	3	3	100%	0	0%	0	0%	100%
8 VERHANNEMAN	ROE	4	3	75%	1	25%	0	0%	75%
2 TUERLINCKX	ROE	4	2	50%	2	50%	0	0%	50%
3 Paulides	ROE	2	2	100%	0	0%	0	0%	100%
10 COX	MEN	5	2	40%	2	40%	1	20%	20%
5 Martinez Gion	MEN	2	1	50%	0	0%	1	50%	0%
9 VAN DE VELDE	ROE	1	1	100%	0	0%	0	0%	100%
11 DELANGHE	MEN	1	1	100%	0	0%	0	0%	100%
3 SINNESAEEL	MEN	3	0	0%	3	100%	0	0%	0%
8 VER EECKE	MEN	2	0	0%	0	0%	2	100%	-100%
10 Dedejne	ROE	2	0	0%	2	100%	0	0%	0%



2014-2015

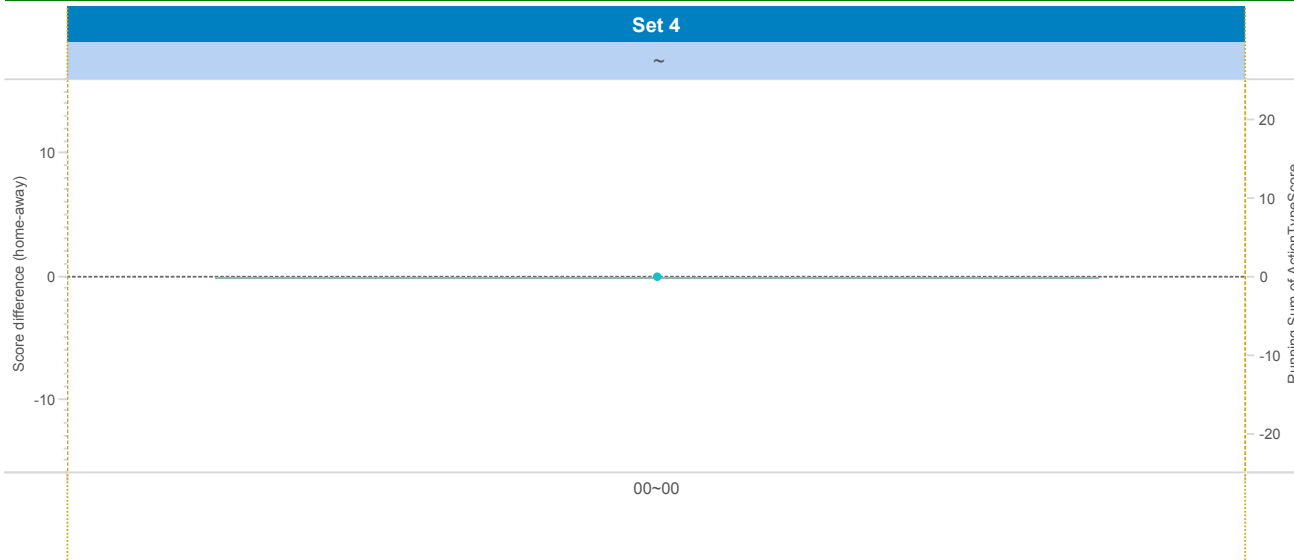
DATA

BelgiumVolleyStats.be
By Marnix Acar

© Trainerstuff.be
By Wouter Laroy

VIZ

(20150114) ROE ~ MEN (3 ~ 0)
Set analysis - Set 4



TEAM_NAME

ROE

UPPER LEFT:

+1: A# - B# - S# -1: A=, A/, B=, B/, S=, R=, D=, F=, S=

LOWER LEFT:

TOI = Team of Interest = Team analyzed OPP = Opponent
XXXServe = who served XXXSCORE = who got the point

LOWER RIGHT:

Attack sorted on #SCORE

Attacking skills



2014-2015

DATA

BelgiumVolleyStats.be
By Marnix Acar

© Trainerstuff.be
By Wouter Laroy

VIZ

(20150114) ROE ~ MEN (All)
Set analysis - Set 5

TEAM_NAME

UPPER LEFT:

+1: A# - B# - S# -1: A=, A/, B=, B/, S=, R=, D=, F=, S=

LOWER LEFT:

TOI = Team of Interest = Team analyzed OPP = Opponent
XXXServe = who served XXXSCORE = who got the point

LOWER RIGHT:

Attack sorted on #SCORE

Attacking skills

		Count of SKILL	#SCORE	#SCORE%	NOSCORE	NOSCORE%	=SCORE	=SCORE%	EFF	
15	ROUSSEAUX	ROE	19	12	63%	3	16%	4	21%	42%
7	Louati	MEN	30	11	37%	11	37%	8	27%	10%
2	TUERLINCKX	ROE	19	10	53%	5	26%	4	21%	32%
10	COX	MEN	26	9	35%	11	42%	6	23%	12%
5	Martinez Gion	MEN	11	7	64%	2	18%	2	18%	45%
3	Paulides	ROE	6	5	83%	1	17%	0	0%	83%
5	COOLMAN	ROE	6	5	83%	1	17%	0	0%	83%
8	VERHANNEMAN	ROE	14	5	36%	6	43%	3	21%	14%
3	SINNESAEEL	MEN	6	2	33%	4	67%	0	0%	33%
9	VAN DE VELDE	ROE	1	1	100%	0	0%	0	0%	100%
11	DELANGHE	MEN	3	1	33%	2	67%	0	0%	33%
8	VER EECKE	MEN	2	0	0%	0	0%	2	100%	####
10	Dedeyne	ROE	2	0	0%	2	100%	0	0%	0%
14	COSEMANS	MEN	1	0	0%	0	0%	1	100%	####



2014-2015

DATA

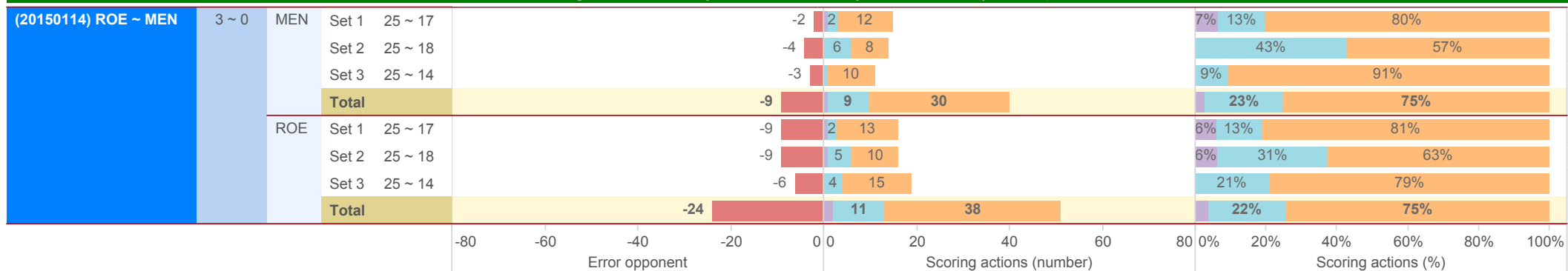
BelgiumVolleyStats.be
By Marnix Acar

© Trainerstuff.be
By Wouter Laroy

VIZ

(20150114) ROE ~ MEN (3 ~ 0)

Scoring Actions Analyzed: how were points made (per set)



S - Serve B - Block A - Attack



2014-2015

DATA

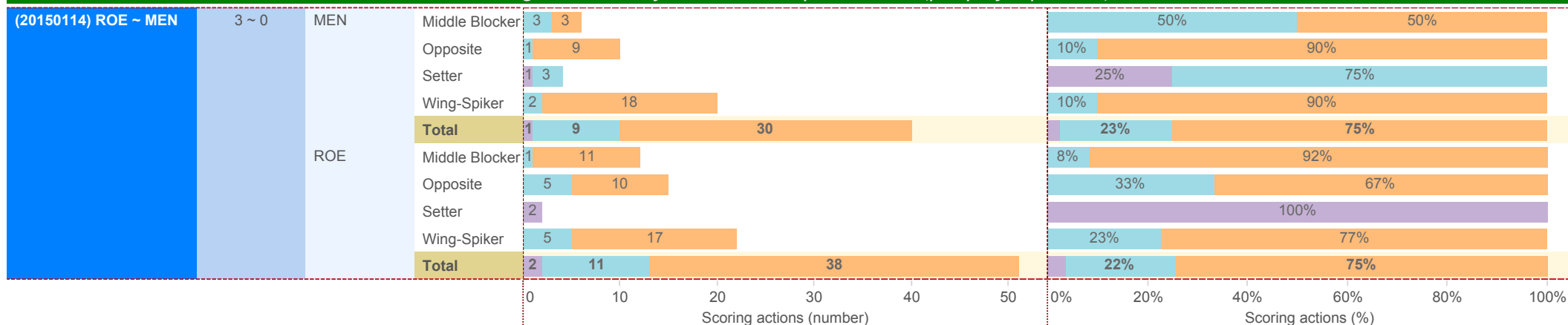
BelgiumVolleyStats.be
By Marnix Acar

© Trainerstuff.be
By Wouter Laroy

VIZ

(20150114) ROE ~ MEN (3 ~ 0)

Scoring Actions Analyzed: how were points made (per player position)





2014-2015

DATA

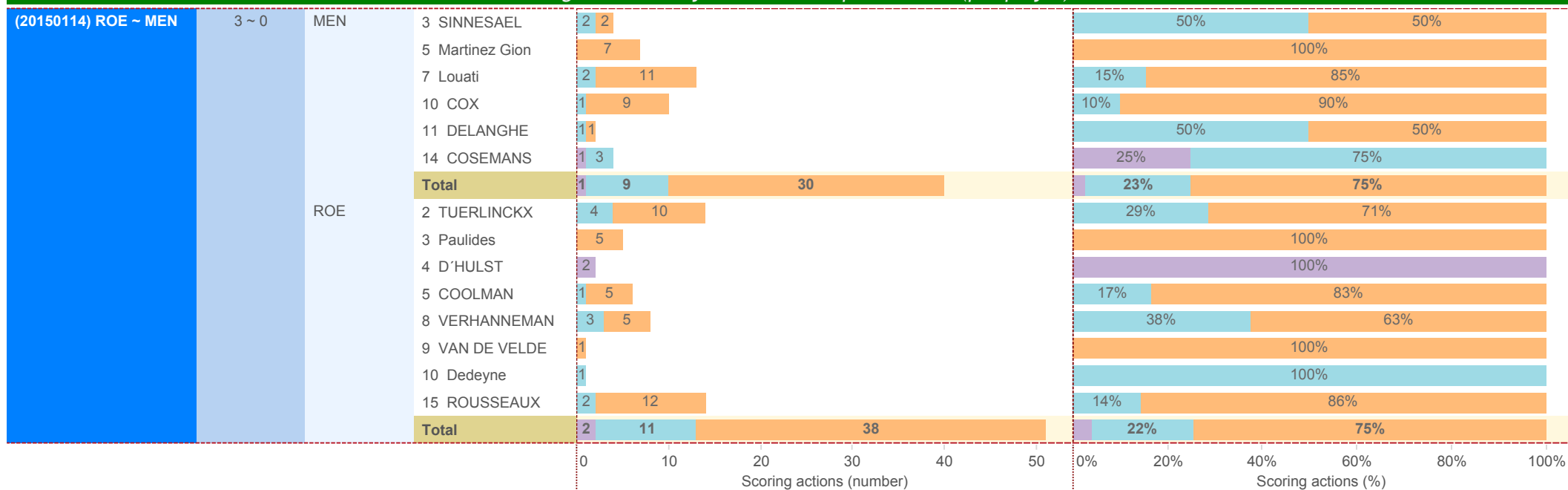
BelgiumVolleyStats.be
By Marnix Acar

© Trainerstuff.be
By Wouter Laroy

VIZ

(20150114) ROE ~ MEN (3 ~ 0)

Scoring Actions Analyzed: how were points made (per player)



S - Serve B - Block A - Attack



2014-2015

DATA

BelgiumVolleyStats.be
By Marnix Acar

© Trainerstuff.be
By Wouter Laroy

VIZ

(20150114) ROE ~ MEN (3 ~ 0)

Skills in detail (per player position): Attack/Block

Skill	Category	Position	Game 1						Game 2		Efficiency
			Count	%	Count	%	Count	%	Count	%	
A - Attack	MEN	Middle Blocker	3 (33%)	5 (56%)	2 (8%)	1 (11%)	2 (8%)	4 (15%)	9	33%	
		Opposite	9 (35%)	7 (27%)	2 (8%)	2 (8%)	2 (8%)	4 (15%)	26	12%	
		Setter					1 (100%)		1	-100%	
		Wing-Spiker	18 (42%)	7 (16%)	3 (19%)	3 (7%)	8 (19%)	4 (9%)	43	14%	
		Total	30 (38%)	19 (24%)	5 (14%)	6 (8%)	11 (14%)	8 (10%)	79	14%	
	ROE	Middle Blocker	11 (85%)	2 (15%)					13	85%	
		Opposite	10 (48%)	4 (19%)		3 (14%)	4 (19%)		21	29%	
		Wing-Spiker	17 (52%)	5 (15%)		4 (12%)	5 (15%)	2 (6%)	33	30%	
		Total	38 (57%)	11 (16%)		7 (10%)	9 (13%)	2 (3%)	67	40%	
		B - Block	MEN	Middle Blocker	3 (33%)	2 (22%)			4 (44%)		9
Opposite	1 (50%)					1 (50%)			2	50%	
Setter	3 (38%)			1 (13%)		1 (13%)	3 (38%)		8	0%	
Wing-Spiker	2 (33%)			1 (17%)			3 (50%)		6	-17%	
Total	9 (36%)			4 (16%)		2 (8%)	10 (40%)		25	-4%	
ROE	Middle Blocker		1 (14%)	2 (29%)			4 (57%)		7	-43%	
	Opposite		5 (56%)	1 (11%)	1 (11%)	1 (11%)	1 (11%)		9	44%	
	Setter						1 (50%)	1 (50%)	2	-100%	
	Wing-Spiker		5 (31%)	1 (6%)	4 (19%)	2 (13%)	3 (19%)	1 (6%)	16	6%	
	Total		11 (32%)	4 (12%)	5 (26%)	3 (9%)	9 (26%)	2 (6%)	34	0%	



2014-2015

DATA

BelgiumVolleyStats.be
By Marnix Acar

© Trainerstuff.be
By Wouter Laroy

VIZ

(20150114) ROE ~ MEN (3 ~ 0)

Skills in detail (per player position): Serve/Reception

Skill	Position	Game 1						Game 2		EFF													
		Count	%	Count	%	Count	%	Count	%														
S - Serve	MEN	Middle Blocker	6	(33%)	6	()	3	(17%)	18	-17%													
		Opposite	2	(29%)	2	()	3	(43%)	7	-43%													
		Setter	1	(13%)	1	(13%)	4	()	2	(25%)	8	13%											
		Wing-Spiker	4	(22%)	5	(6%)	2	(11%)	1	(6%)	6	(33%)	18	-33%									
		Total	1	(2%)	13	(25%)	17	(2%)	7	(14%)	1	(2%)	12	(24%)	51	-22%							
	ROE	Middle Blocker	2	(11%)	7	(11%)	4	(21%)	2	(11%)	4	(21%)	19	-21%									
		Opposite	1	(13%)	5	(25%)			2	(25%)			8	0%									
		Setter	2	(8%)	7	(29%)	6	(8%)	7	(29%)	2	(8%)	24	8%									
		Wing-Spiker	8	(36%)	8	(9%)	1	(5%)	2	(9%)	3	(14%)	22	-14%									
		Total	2	(3%)	18	(25%)	26	(11%)	12	(16%)	8	(11%)	7	(10%)	73	-7%							
R - Reception	MEN	Libero	4	(100%)									4	0%									
		Wing-Spiker	12	(19%)	22	(35%)	4	(13%)	14	(23%)	8	(13%)	2	(3%)	62	-3%							
		Total	12	(18%)	26	(39%)	4	(12%)	14	(21%)	8	(12%)	2	(3%)	66	-3%							
	ROE	Libero	2	(20%)	6	(60%)	2	(20%)					10	0%									
		Middle Blocker							1	(100%)			1	0%									
		Wing-Spiker	5	(18%)	11	(39%)	4	()	7	(25%)	1	(4%)	28	-4%									
		Total	7	(18%)	17	(44%)	4	(3%)	9	(23%)	1	(3%)	1	(3%)	39	-3%							
		0	10	20	0	20	40	0	20	40	0	10	20	0	5	10	0	10	20	0	50	-50%	0%
		#	+		!		-		/		=		Count of SKILL		EFF								



2014-2015

DATA

BelgiumVolleyStats.be
By Marnix Acar

© Trainerstuff.be
By Wouter Laroy

VIZ

(20150114) ROE ~ MEN (3 ~ 0)
Skills in detail (per player): Attack

A - Attack		MEN		ROE		#		+		!		-		/		=		Count of SKILL	EFF
	3 SINNESAEI	2 (33%)	3 (50%)		1 (17%)													6	33%
	5 Martinez Gion	7 (64%)	2 (18%)															11	45%
	7 Louati	11 (37%)	5 (17%)		3 (10%)													30	10%
	8 VER EECKE				3 (10%)													2	-100%
	10 COX	9 (35%)	7 (27%)		2 (8%)													26	12%
	11 DELANGHE	1 (33%)	2 (67%)															3	33%
	14 COSEMANS																	1	-100%
	Total	30 (38%)	19 (24%)		5 (14%)													79	14%
	2 TUERLINCKX	10 (53%)	4 (21%)		1 (5%)													19	32%
	3 Paulides	5 (83%)	1 (17%)															6	83%
	5 COOLMAN	5 (83%)	1 (17%)															6	83%
	8 VERHANNEMAN	5 (36%)	3 (21%)		3 (21%)													14	14%
	9 VAN DE VELDE	1 (100%)																1	100%
	10 Dedeyne				2 (100%)													2	0%
	15 ROUSSEAU	12 (63%)	2 (11%)		1 (5%)													19	42%
	Total	38 (57%)	11 (16%)		7 (10%)													67	40%
		#	+	!	-	/	=												



2014-2015

DATA

BelgiumVolleyStats.be
By Marnix Acar

© Trainerstuff.be
By Wouter Laroy

VIZ

(20150114) ROE ~ MEN (3 ~ 0)
Skills in detail (per player): Block

B - Block	MEN	Player	Skill						Count of SKILL	EFF		
			#	+	!	-	/	=				
B - Block	MEN	1 VAN HAARLEM	1 (33%)						3	-67%		
		3 SINNESAEEL	2 (33%)	1 (17%)			3 (50%)		6	-17%		
		7 Louati	2 (33%)	1 (17%)			3 (50%)		6	-17%		
		10 COX	1 (50%)			1 (50%)			2	50%		
		11 DELANGHE	1 (33%)	1 (33%)			1 (33%)		3	0%		
		14 COSEMANS	3 (60%)			1 (20%)	1 (20%)		5	40%		
		Total	9 (36%)	4 (16%)		2 (8%)	10 (40%)		25	-4%		
		ROE	ROE	2 TUERLINCKX	4 (57%)		1 (14%)	1 (14%)	1 (14%)		7	43%
				3 Paulides					2 (100%)		2	-100%
				4 D'HULST					1 (50%)	1 (50%)	2	-100%
5 COOLMAN	1 (20%)			2 (40%)			2 (40%)		5	-20%		
8 VERHANNEMAN	3 (30%)			1 (10%)	3 (10%)	2 (20%)	1 (10%)		10	20%		
10 Dedeyne	1 (50%)			1 (50%)					2	50%		
15 ROUSSEAUX	2 (33%)				1 (33%)		2 (33%)	1 (17%)	6	-17%		
Total	11 (32%)			4 (12%)	5 (26%)	3 (9%)	9 (26%)	2 (6%)	34	0%		
		#	+	!	-	/	=	Count of SKILL	EFF			



2014-2015

DATA

BelgiumVolleyStats.be
By Marnix Acar

© Trainerstuff.be
By Wouter Laroy

VIZ

(20150114) ROE ~ MEN (3 ~ 0)
Skills in detail (per player): Serve

S - Serve	MEN	Skill Breakdown						Count of SKILL	EFF
		#	+	!	-	/	=		
	1 VAN HAARLEM			1 (0)				1	0%
	3 SINNESAEEL		4 (36%)	3 (0)	2 (18%)		2 (18%)	11	-18%
	4 Radovic			1 (0)				1	0%
	5 Martinez Gion			3 (14%)	1 (14%)	1 (14%)	2 (29%)	7	-29%
	7 Louati		2 (25%)	1 (0)	1 (13%)		4 (50%)	8	-50%
	8 VER EECKE		2 (67%)	1 (0)				3	0%
	10 COX		2 (29%)	2 (0)			3 (43%)	7	-43%
	11 DELANGHE		2 (33%)	2 (0)	1 (17%)		1 (17%)	6	-17%
	14 COSEMANS	1 (14%)	1 (14%)	3 (0)	2 (29%)			7	14%
	Total	1 (2%)	13 (25%)	17 (2%)	7 (14%)	1 (2%)	12 (24%)	51	-22%
	ROE								
	2 TUERLINCKX		1 (13%)	5 (25%)		2 (25%)		8	0%
	3 Paulides			3 (11%)	2 (22%)	1 (11%)	3 (33%)	9	-33%
	4 D'HULST	2 (8%)	7 (29%)	6 (8%)	7 (29%)	2 (8%)		24	8%
	5 COOLMAN		2 (20%)	4 (10%)	2 (20%)	1 (10%)	1 (10%)	10	-10%
	8 VERHANNEMAN		1 (13%)	4 (13%)		1 (13%)	2 (25%)	8	-25%
	11 CLAES		1 (100%)					1	0%
	15 ROUSSEAU		6 (46%)	4 (8%)	1 (8%)	1 (8%)	1 (8%)	13	-8%
	Total	2 (3%)	18 (25%)	26 (11%)	12 (16%)	8 (11%)	7 (10%)	73	-7%
		#	+	!	-	/	=	Count of SKILL	EFF



2014-2015

DATA

BelgiumVolleyStats.be
By Marnix Acar

© Trainerstuff.be
By Wouter Laroy

VIZ

(20150114) ROE ~ MEN (3 ~ 0)
Skills in detail (per player): Reception

R - Reception	MEN	Game Outcome							Count of SKILL	EFF
		#	+	!	-	/	=			
	5 Martinez Gion	9 (29%)	11 (35%)		5 (16%)	5 (16%)	1 (3%)	31	-3%	
	6 LEMAY		4 (100%)					4	0%	
	7 Louati	3 (11%)	11 (39%)	4 (11%)	7 (25%)	3 (11%)		28	0%	
	8 VER EECKE				2 (67%)		1 (33%)	3	-33%	
	Total	12 (18%)	26 (39%)	4 (12%)	14 (21%)	8 (12%)	2 (3%)	66	-3%	
	ROE									
	3 Paulides						1 (100%)	1	0%	
	6 DEJONCKHEERE	2 (20%)	6 (60%)		2 (20%)			10	0%	
	8 VERHANNEMAN	4 (19%)	9 (43%)	4 ()	3 (14%)		1 (5%)	21	-5%	
	15 ROUSSEAU	1 (14%)	2 (29%)		4 (57%)			7	0%	
	Total	7 (18%)	17 (44%)	4 (3%)	9 (23%)	1 (3%)	1 (3%)	39	-3%	
		#	+	!	-	/	=	Count of SKILL	EFF	