



2014-2015

DATA

BelgiumVolleyStats.be
By Marnix Acar

© **Trainerstuff.be**
By Wouter Laroy

VIZ

Scouting data provided by: Marnix Acar - www.BelgiumVolleyStats.be

Data processing and vizualization: Wouter Laroy - www.trainerstuff.be

Questions/Remarks/Suggestions: info@belgiumvolleystats.be - wouterstrainerstuff@gmail.com

		(20150114) GUI ~ PUU				Grand Total	
		3 ~ 1					
		Set 1	Set 2	Set 3	Set 4		
		26 ~ 24	25 ~ 23	21 ~ 25	25 ~ 19		
GUI	1 Abreu Lopez	Setter	23	32	28	23	78 28
	5 DELIE	Null	10	9	6	6	25 6
	7 VAN DE LOO	Wing-Spiker	10	24	16	16	50 16
	10 ABINET	Opposite	26	17	24	18	61 24
	14 Van Sande	Libero	2	1	1	3	6
	15 REYNDERS	Wing-Spiker	2	1	9	1	9
	16 Van De Pontseele	Libero	6	9	9	13	28 9
	17 Goverde	Middle Blocker	12	14	13	11	37 13
18 Urnaut	Wing-Spiker	22	24	20	25	71 20	
PUU	1 Stoev	Wing-Spiker	8	10	7	6	7 24
	2 KRUYNER	Setter	27	32	23	26	23 85
	4 COLSON	Wing-Spiker	26	22	24	21	24 69
	5 KOEKELKOREN	Middle Blocker	17	25	26	30	26 72
	7 Kvalen	Setter	27	22	18	21	18 70
	9 Mijatovic	Middle Blocker				3	3
	10 DE BONT	Libero	5	11	8	9	8 25
	11 Nagy	Middle Blocker	6	9	11	10	11 25

■ SET WON ■ SET LOST



2014-2015

DATA

BelgiumVolleyStats.be
By Marnix Acar

© Trainerstuff.be
By Wouter Laroy

VIZ

(20150114) GUI ~ PUU (3 ~ 1)
Game analysis

TOI	ScoringActi..	TOIServe						OPPServe							
		TOISCORE			OPPSCORE			Total	TOISCORE			OPPSCORE			Total
		TOI	OPP	Total	TOI	OPP	Total		TOI	OPP	Total	TOI	OPP	Total	
GUI	A#	15		15		45	45	60	46		46		10	10	56
	S#	4		4			4	4				4	4	4	
	A=		9	9			4	13		1	1		7	8	
	A\		7	7		4	1	8		3	3		10	13	
	S=					8	8	8		10	10			10	
	E=		1	1			1	1					1	1	
	D=		1	1		1	1	2					1	1	
Total		19	18	37	14	45	59	96	46	14	60	18	14	32	92
PUU	A#	10		10		46	46	56	45		45		15	15	60
	S#	4		4			4	4				4	4	4	
	A=		7	7		1	1	8		4	4		9	13	
	A\		10	10		3	3	13		1	1		7	8	
	S=					10	10	10		8	8			8	
	E=		1	1			1	1					1	1	
	D=									1	1		1	2	
Total		14	18	32	14	46	60	92	45	14	59	18	19	37	96

Attack

		Count of SKILL	%SCORE	=SCORE%	EFF
15 REYNDERS	GUI	1	100%	0%	100%
11 Nagy	PUU	5	80%	20%	60%
1 Abreu Lopez	GUI	6	67%	17%	50%
17 Goverde	GUI	18	61%	6%	56%
10 ABINET	GUI	54	54%	15%	39%
7 Kvalen	PUU	53	47%	17%	30%
4 COLSON	PUU	21	43%	14%	29%
1 Stoev	PUU	8	38%	0%	38%
5 KOEKLKOREN	PUU	42	33%	17%	17%
18 Urnaut	GUI	33	30%	21%	9%
7 VAN DE LOO	GUI	17	29%	24%	6%
5 DELIE	GUI	5	20%	20%	0%
2 KRUYNER	PUU	1	0%	0%	0%

Block

		Count of SKILL	#
17 Goverde	GUI	18	4
5 DELIE	GUI	12	3
1 Abreu Lopez	GUI	9	2
1 Stoev	PUU	12	2
2 KRUYNER	PUU	5	2
5 KOEKLKOREN	PUU	6	2
7 Kvalen	PUU	6	2
11 Nagy	PUU	17	2
4 COLSON	PUU	10	1
10 ABINET	GUI	7	1
7 VAN DE LOO	GUI	6	
18 Urnaut	GUI	5	

Serve

		Count of SKILL	#%	=%
7 VAN DE LOO	GUI	22	14%	5%
7 Kvalen	PUU	16	13%	13%
1 Stoev	PUU	9	11%	33%
10 ABINET	GUI	16	6%	13%
4 COLSON	PUU	17	6%	12%
1 Abreu Lopez	GUI	15		7%
2 KRUYNER	PUU	18		11%
5 DELIE	GUI	12		17%
5 KOEKLKOREN	PUU	18		
9 Mijatovic	PUU	2		50%
11 Nagy	PUU	12		
15 REYNDERS	GUI	4		50%
17 Goverde	GUI	12		
18 Urnaut	GUI	15		

Reception

		Count of SKILL	#%	+%	=%
4 COLSON	PUU	39	36%	41%	5%
5 KOEKLKOREN	PUU	25	24%	44%	
10 DE BONT	PUU	23	22%	35%	9%
7 VAN DE LOO	GUI	15	20%	47%	7%
16 Van De Pontseele	GUI	29	14%	41%	3%
18 Urnaut	GUI	31	3%	35%	3%
1 Stoev	PUU	1		100%	
15 REYNDERS	GUI	6		50%	17%
17 Goverde	GUI	1		100%	

UPPER:

TOI = Team of Interest = Team analyzed OPP = Opponent
 XXXServe = who served XXXSCORE = who got the point



2014-2015

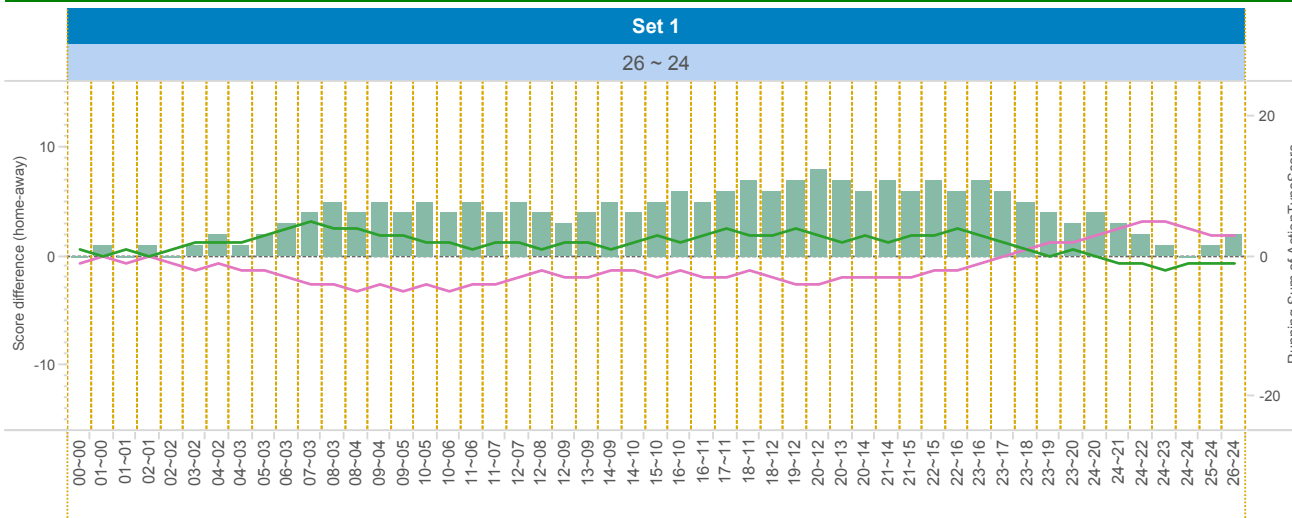
DATA

BelgiumVolleyStats.be
By Marnix Acar

© Trainerstuff.be
By Wouter laroy

VIZ

(20150114) GUI ~ PUU (3 ~ 1)
Set analysis - Set 1



TEAM_NAME

- GUI
- PUU

UPPER LEFT:

+1: A# - B# - S# -1: A=, A/, B=, B/, S=, R=, D=, F=, S=

LOWER LEFT:

TOI = Team of Interest = Team analyzed OPP = Opponent
XXXServe = who served XXXSCORE = who got the point

LOWER RIGHT:

Attack sorted on #SCORE

		Set 1													
		TOIServe						OPPServe							
		TOIScore			OPPScore			Total	TOIScore			OPPScore			Total
TOI	Scorin..	TOI	OPP	Total	TOI	OPP	Total		TOI	OPP	Total	TOI	OPP	Total	
GUI	A#	5		5		12	12	17	11		11		3	3	14
	S#	1		1				1					2	2	2
	A=		1	1				1				1		1	1
	A/		1	1		1	1	2		1	1	2		2	3
	S=					2	2	2		5	5				5
	E=		1	1				1							1
	D=					1	1	1							1
	Total	6	3	9	4	12	16	25	11	6	17	3	5	8	25
PUU	A#	3		3		11	11	14	12		12		5	5	17
	S#	2		2				2					1	1	1
	A=		1	1				1				1		1	1
	A/		2	2		1	1	3		1	1	1		1	2
	S=					5	5	5		2	2				2
	E=												1	1	1
	D=									1	1				1
	Total	5	3	8	6	11	17	25	12	4	16	3	6	9	25

Attacking skills

		Count of SKILL	#SCORE	#SCORE%	NOSCORE	NOSCORE%	=SCORE	=SCORE%	EFF	
10	ABINET	GUI	15	10	67%	4	27%	1	7%	60%
7	Kvalen	PUU	16	8	50%	5	31%	3	19%	31%
17	Goverde	GUI	5	4	80%	1	20%	0	0%	80%
4	COLSON	PUU	4	3	75%	1	25%	0	0%	75%
5	KOEKELKOREN	PUU	4	3	75%	1	25%	0	0%	75%
1	Abreu Lopez	GUI	2	1	50%	1	50%	0	0%	50%
1	Stoev	PUU	2	1	50%	1	50%	0	0%	50%
18	Urnaut	GUI	6	1	17%	3	50%	2	33%	-17%
7	VAN DE LOO	GUI	2	0	0%	1	50%	1	50%	-50%



2014-2015

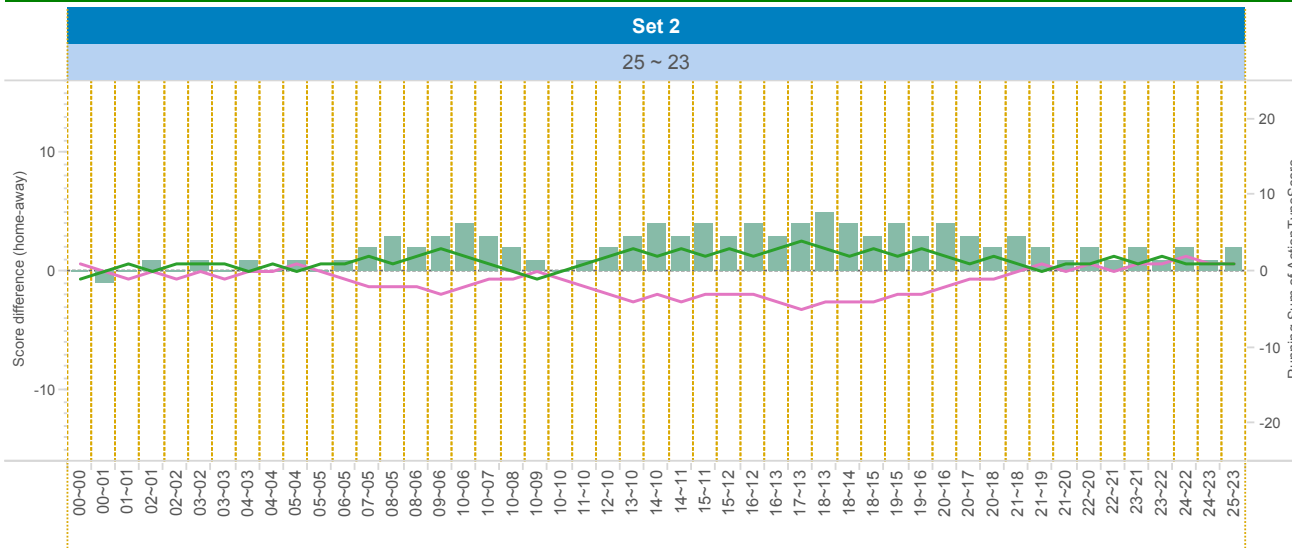
DATA

BelgiumVolleyStats.be
By Marnix Acar

© Trainerstuff.be
By Wouter Iaroy

VIZ

(20150114) GUI ~ PUU (3 ~ 1)
Set analysis - Set 2



TEAM_NAME

- GUI
- PUU

UPPER LEFT:

+1: A# - B# - S# -1: A=, A/, B=, B/, S=, R=, D=, F=, S=

LOWER LEFT:

TOI = Team of Interest = Team analyzed OPP = Opponent
XXXServe = who served XXXSCORE = who got the point

LOWER RIGHT:

Attack sorted on #SCORE

Attacking skills

		Set 2													
		TOIServe						OPPServe							
		TOIScore			OPPScore			Total	TOIScore			OPPScore			Total
TOI	Scorin..	TOI	OPP	Total	TOI	OPP	Total	TOI	OPP	Total	TOI	OPP	Total	Total	
GUI	A#	4		4		15	15	19	15		15		2	2	17
	S#	1		1				1							
	A=		1	1				1		1		2	2	3	
	A/		2	2				2		2		2	2	2	
	S=				2		2	2		1	1			1	
	Total		5	3	8	2	15	17	25	15	2	17	4	2	6
PUU	A#	2		2		15	15	17	15		15		4	4	19
	S#											1	1	1	
	A=		2	2	1		1	3			1		1	1	
	A/		2	2				2		2		2	2	2	
	S=				1		1	1		2	2			2	
	Total		2	4	6	2	15	17	23	15	2	17	3	5	8

		Count of SKILL	#SCORE	#SCORE%	NOSCORE	NOSCORE%	=SCORE	=SCORE%	EFF	
10	ABINET	GUI	13	8	62%	3	23%	2	15%	46%
7	Kvalen	PUU	12	7	58%	4	33%	1	8%	50%
5	KOEKELKOREN	PUU	13	5	38%	6	46%	2	15%	23%
7	VAN DE LOO	GUI	6	3	50%	2	33%	1	17%	33%
18	Urmaut	GUI	6	3	50%	3	50%	0	0%	50%
1	Abreu Lopez	GUI	2	2	100%	0	0%	0	0%	100%
1	Stoev	PUU	3	2	67%	1	33%	0	0%	67%
4	COLSON	PUU	4	2	50%	1	25%	1	25%	25%
17	Goverde	GUI	7	2	29%	4	57%	1	14%	14%
5	DELIE	GUI	3	1	33%	2	67%	0	0%	33%
11	Nagy	PUU	1	1	100%	0	0%	0	0%	100%
2	KRUYNER	PUU	1	0	0%	1	100%	0	0%	0%



2014-2015

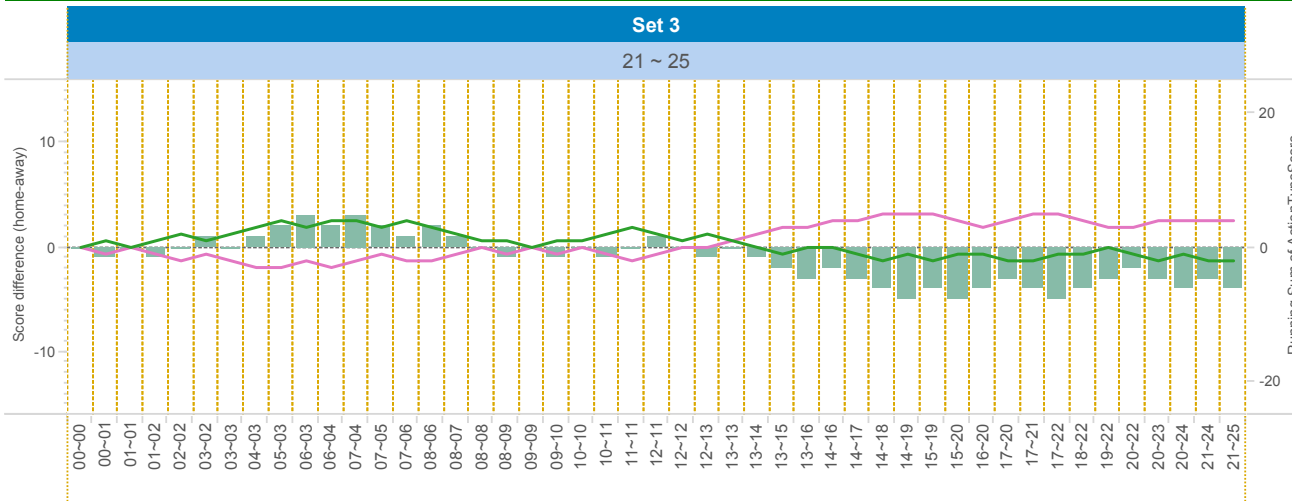
DATA

BelgiumVolleyStats.be
By Marnix Acar

© Trainerstuff.be
By Wouter Laroy

ZIV

(20150114) GUI ~ PUU (3 ~ 1)
Set analysis - Set 3



TEAM_NAME

- GUI
- PUU

UPPER LEFT:

+1: A# - B# - S# -1: A=, A/, B=, B/, S=, R=, D=, F=, S=

LOWER LEFT:

TOI = Team of Interest = Team analyzed OPP = Opponent
XXXServe = who served XXXSCORE = who got the point

LOWER RIGHT:

Attack sorted on #SCORE

		Set 3															
		TOIServe							OPPServe								
		TOIScore			OPPScore				Total	TOIScore			OPPScore				Total
TOI	Scorin..	TOI	OPP	Total	TOI	OPP	Total	TOI		OPP	Total	TOI	OPP	Total	Total		
GUI	A#	3		3			10	10	13	12				3	3	15	
	S#	1		1					1				2	2	2		
	A=		2	2	2		2	4				1		1	1		
	A/		1	1				1		1	1			4	5		
	S=					2		2		1	1				1		
	E=											1			1		
	Total		4	3	7	4	10	14	21	12	2	14	6	5	11	25	
PUU	A#	3		3			12	12	15	10				3	3	13	
	S#	2		2				2					1	1	1		
	A=		1	1				1		2	2	2		2	4		
	A/		4	4		1		5				1		1	1		
	S=					1		1		2	2				2		
	E=		1	1				1							1		
	Total		5	6	11	2	12	14	25	10	4	14	3	4	7	21	

Attacking skills

		Count of SKILL	#SCORE	#SCORE%	NOSCORE	NOSCORE%	=SCORE	=SCORE%	EFF	
10	ABINET	GUI	17	7	41%	7	41%	3	18%	24%
7	Kvalen	PUU	11	6	55%	3	27%	2	18%	36%
5	KOEKELKOREN	PUU	12	4	33%	7	58%	1	8%	25%
17	Goverde	GUI	4	3	75%	1	25%	0	0%	75%
18	Urnaut	GUI	8	3	38%	3	38%	2	25%	13%
4	COLSON	PUU	6	2	33%	4	67%	0	0%	33%
7	VAN DE LOO	GUI	3	1	33%	1	33%	1	33%	0%
11	Nagy	PUU	2	1	50%	0	0%	1	50%	0%
15	REYNDERS	GUI	1	1	100%	0	0%	0	0%	100%
1	Stoef	PUU	1	0	0%	1	100%	0	0%	0%
5	DELIE	GUI	1	0	0%	0	0%	1	100%	-100%



2014-2015

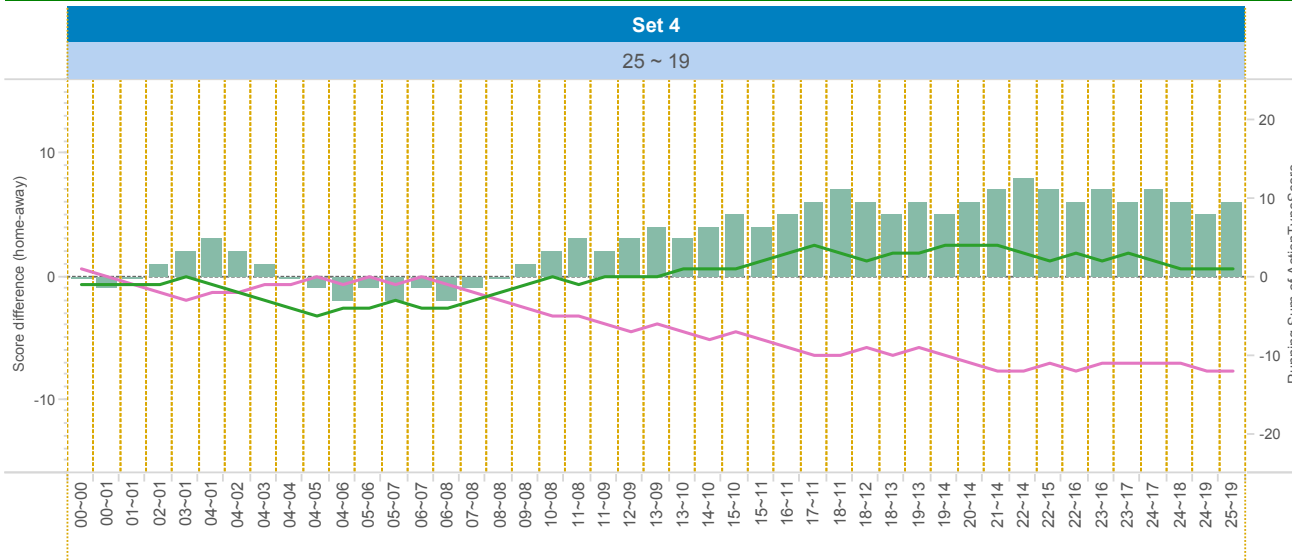
DATA

BelgiumVolleyStats.be
By Marnix Acar

© Trainerstuff.be
By Wouter Laroy

ZIV

(20150114) GUI ~ PUU (3 ~ 1)
Set analysis - Set 4



TEAM_NAME

- GUI
- PUU

UPPER LEFT:

+1: A# - B# - S# -1: A=, A/, B=, B/, S=, R=, D=, F=, S=

LOWER LEFT:

TOI = Team of Interest = Team analyzed OPP = Opponent
XXXServe = who served XXXSCORE = who got the point

LOWER RIGHT:

Attack sorted on #SCORE

Attacking skills

		Set 4											
		TOIServe						OPPServe					
		TOISCORE		OPPSCORE		Total	TOISCORE		OPPSCORE		Total	Total	
TOI	Scorin..	TOI	OPP	TOI	OPP	Total	TOI	OPP	TOI	OPP	Total	Total	
GUI	A#	3		3	8	8	11	8		8	2	2	10
	S#	1		1			1						
	A=		5	5	2	2	7			3	3	3	
	A/		3	3			3	1	1	2	2	3	
	S=				2	2	2	3	3			3	
	D=		1	1			1						
	Total		4	9	13	4	8	12	25	8	4	12	7
PUU	A#	2		2	8	8	10	8		8	3	3	11
	S#									1	1	1	
	A=		3	3			3		2	2	5	7	
	A/		2	2	1	1	3			3	3	3	
	S=				3	3	3		2	2		2	
	D=									1	1	1	
	Total		2	5	7	4	8	12	19	8	4	12	9

		Count of SKILL	#SCORE	#SCORE%	NOSCORE	NOSCORE%	=SCORE	=SCORE%	EFF	
7	Kvalen	PUU	14	4	29%	7	50%	3	21%	7%
10	ABINET	GUI	9	4	44%	3	33%	2	22%	22%
18	Urnaut	GUI	13	3	23%	7	54%	3	23%	0%
4	COLSON	PUU	7	2	29%	3	43%	2	29%	0%
5	KOEKELKOREN	PUU	13	2	15%	7	54%	4	31%	-15%
11	Nagy	PUU	2	2	100%	0	0%	0	0%	100%
17	Goverde	GUI	2	2	100%	0	0%	0	0%	100%
1	Abreu Lopez	GUI	2	1	50%	0	0%	1	50%	0%
7	VAN DE LOO	GUI	6	1	17%	4	67%	1	17%	0%
1	Stoev	PUU	2	0	0%	2	100%	0	0%	0%
5	DELIE	GUI	1	0	0%	1	100%	0	0%	0%



2014-2015

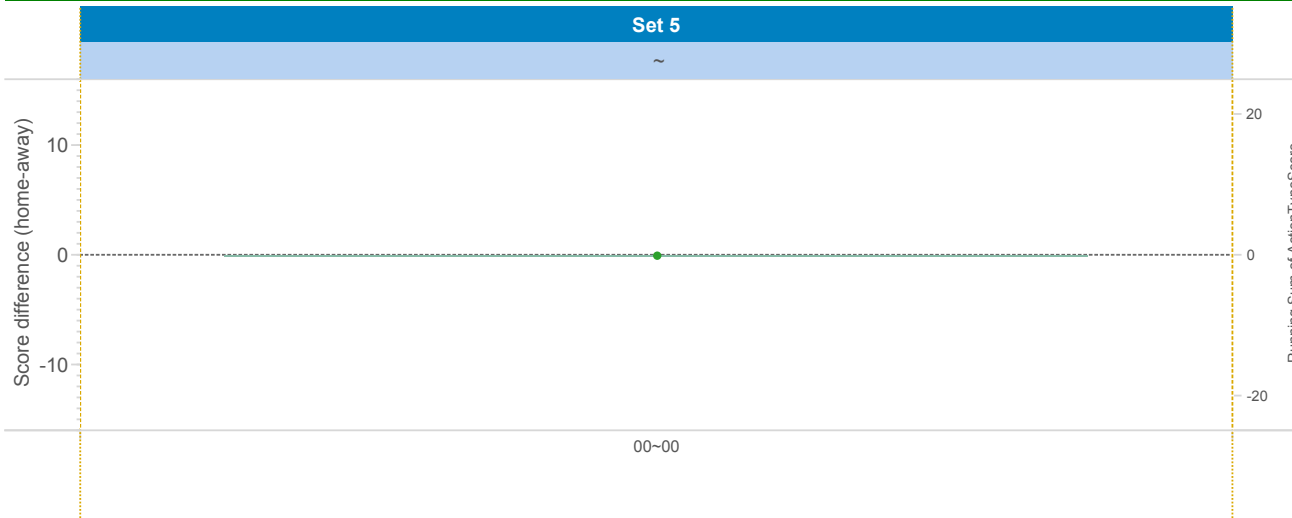
DATA

BelgiumVolleyStats.be
By Marnix Acar

© Trainerstuff.be
By Wouter Laroy

VIZ

(20150114) GUI ~ PUU (3 ~ 1)
Set analysis - Set 5



TEAM_NAME

GUI

UPPER LEFT:

+1: A# - B# - S# -1: A=, A/, B=, B/, S=, R=, D=, F=, S=

LOWER LEFT:

TOI = Team of Interest = Team analyzed OPP = Opponent
XXXServe = who served XXXSCORE = who got the point

LOWER RIGHT:

Attack sorted on #SCORE

Attacking skills

		Count of SKILL	#SCORE	#SCORE%	NOSCORE	NOSCORE%	=SCORE	=SCORE%	EFF	
10	ABINET	GUI	54	29	54%	17	31%	8	15%	39%
7	Kvalen	PUU	53	25	47%	19	36%	9	17%	30%
5	KOEKELKOREN	PUU	42	14	33%	21	50%	7	17%	17%
17	Goverde	GUI	18	11	61%	6	33%	1	6%	56%
18	Urnaut	GUI	33	10	30%	16	48%	7	21%	9%
4	COLSON	PUU	21	9	43%	9	43%	3	14%	29%
7	VAN DE LOO	GUI	17	5	29%	8	47%	4	24%	6%
1	Abreu Lopez	GUI	6	4	67%	1	17%	1	17%	50%
11	Nagy	PUU	5	4	80%	0	0%	1	20%	60%
1	Stoev	PUU	8	3	38%	5	63%	0	0%	38%
5	DELIE	GUI	5	1	20%	3	60%	1	20%	0%
15	REYNDERS	GUI	1	1	100%	0	0%	0	0%	100%
2	KRUYNER	PUU	1	0	0%	1	100%	0	0%	0%



2014-2015

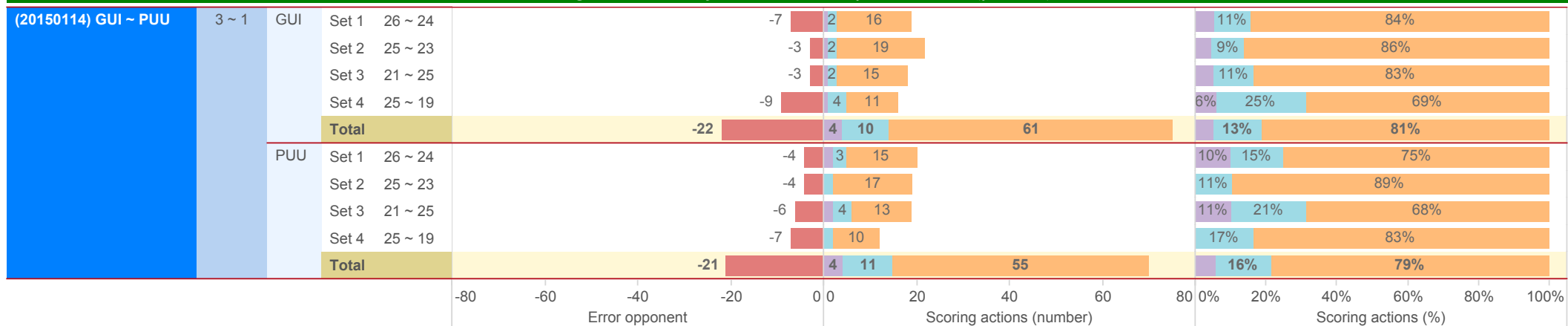
DATA

BelgiumVolleyStats.be
By Marnix Acar

© Trainerstuff.be
By Wouter Laroy

VIZ

(20150114) GUI ~ PUU (3 ~ 1)
Scoring Actions Analyzed: how were points made (per set)



S - Serve B - Block A - Attack



2014-2015

DATA

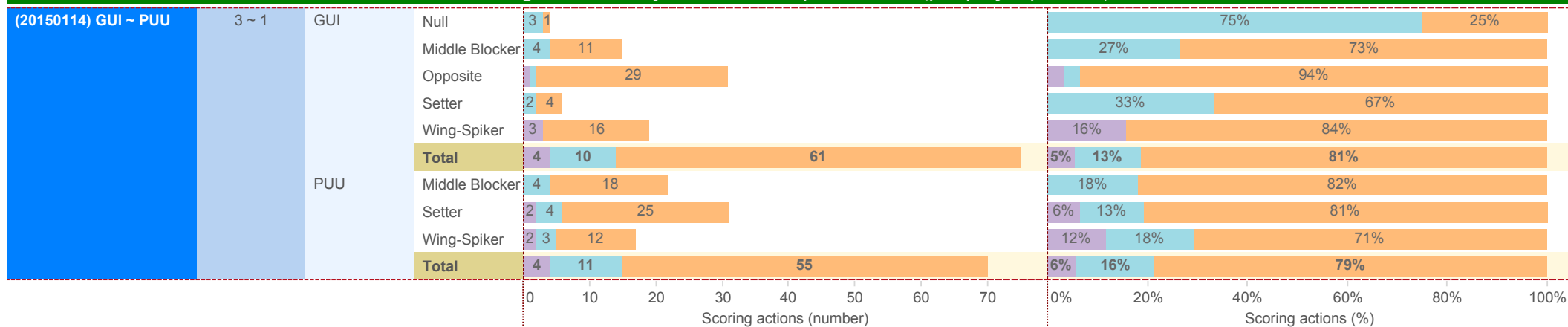
BelgiumVolleyStats.be
By Marnix Acar

© Trainerstuff.be
By Wouter Laroy

VIZ

(20150114) GUI ~ PUU (3 ~ 1)

Scoring Actions Analyzed: how were points made (per player position)



S - Serve B - Block A - Attack



2014-2015

DATA

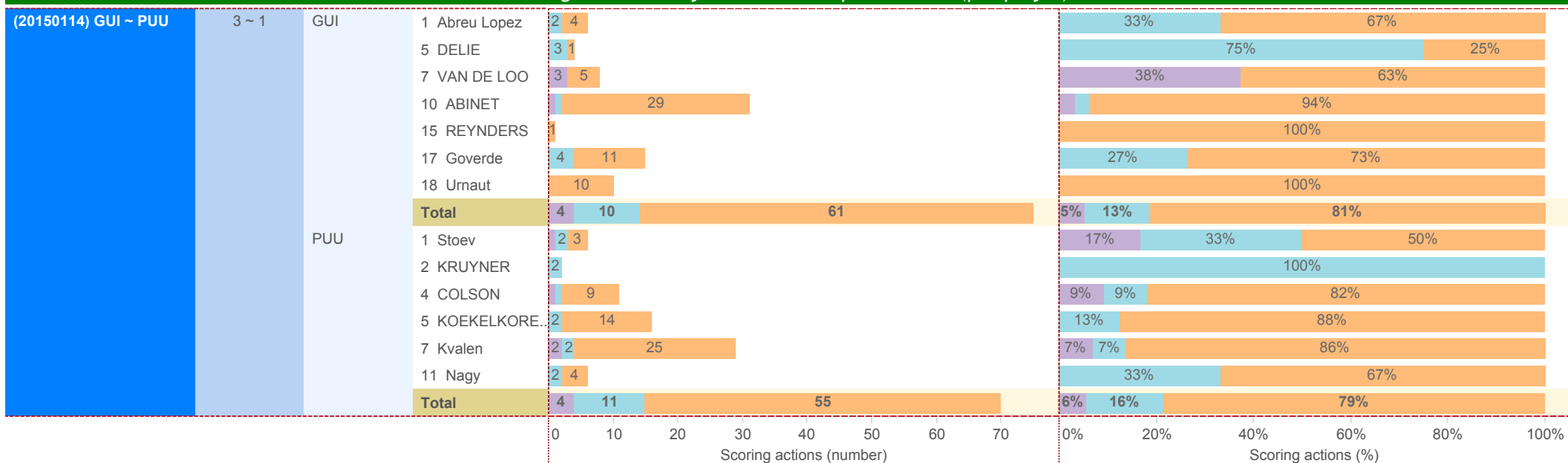
BelgiumVolleyStats.be
By Marnix Acar

© Trainerstuff.be
By Wouter Laroy

VIZ

(20150114) GUI ~ PUU (3 ~ 1)

Scoring Actions Analyzed: how were points made (per player)



S - Serve B - Block A - Attack



2014-2015

DATA

BelgiumVolleyStats.be
By Marnix Acar

© Trainerstuff.be
By Wouter Laroy

VIZ

(20150114) GUI ~ PUU (3 ~ 1)
Skills in detail (per player position): Attack/Block

Category	Position	Skill	Game 1						Game 2		EFF																					
			Count	%	Count	%	Count	%	Count	%																						
A - Attack	GUI	Null	1	(20%)	1	(0)	2	(40%)	1	(20%)	5	0%																				
		Middle Blocker	11	(61%)	1	(6%)	5	(28%)	1	(6%)	18	56%																				
		Opposite	29	(54%)	3	(6%)	6	(7%)	4	(7%)	54	39%																				
		Setter	4	(67%)			1	(17%)	1	(17%)	6	50%																				
		Wing-Spiker	16	(31%)	6	(12%)	9	(12%)	6	(12%)	51	10%																				
		Total	61	(46%)	10	(7%)	16	(8%)	25	(19%)	11	(8%)	134	29%																		
		PUU	Middle Blocker	18	(38%)	5	(11%)	4	(4%)	12	(26%)	2	(4%)	6	(13%)	47	21%															
Setter	25		(46%)	4	(7%)	2	(11%)	14	(26%)	6	(11%)	3	(6%)	54	30%																	
Wing-Spiker	12		(41%)	1	(3%)	3	(7%)	10	(34%)	2	(7%)	1	(3%)	29	31%																	
Total	55		(42%)	10	(8%)	9	(8%)	36	(28%)	10	(8%)	10	(8%)	130	27%																	
B - Block	GUI	Null	3	(25%)	3	(25%)	1	(0)			5	(42%)	12	-17%																		
		Middle Blocker	4	(22%)	5	(28%)	4	(0)			5	(28%)	18	-6%																		
		Opposite	1	(14%)	1	(14%)	2	(0)			3	(43%)	7	-29%																		
		Setter	2	(22%)	1	(11%)	1	(0)			5	(56%)	9	-33%																		
		Wing-Spiker			4	(36%)	1	(0)			6	(55%)	11	-55%																		
		Total	10	(18%)	14	(25%)	9	(0)			24	(42%)	57	-25%																		
		PUU	Middle Blocker	4	(17%)	1	(4%)	8	(0)			10	(43%)	23	-26%																	
Setter	4		(36%)	2	(18%)	4	(0)			1	(9%)	11	27%																			
Wing-Spiker	3		(14%)	2	(9%)	4	(0)			13	(59%)	22	-45%																			
Total	11		(20%)	5	(9%)	16	(0)			24	(43%)	56	-23%																			
			0	50	100	0	10	20	0	10	20	0	20	40	60	0	5	10	15	20	0	10	20	30	40	0	50	100	150	-100%	0%	100%
			#	+	!	-	/	=	Count of SKILL			EFF																				



2014-2015

DATA

BelgiumVolleyStats.be
By Marnix Acar

© Trainerstuff.be
By Wouter Laroy

VIZ

(20150114) GUI ~ PUU (3 ~ 1)
Skills in detail (per player position): Serve/Reception

S - Serve	GUI	Null	1 (8%)		7 (0)		2 (17%)		2 (17%)		12	-17%
		Middle Blocker		1 (8%)		6 (0)		5 (42%)		12		0%
		Opposite	1 (6%)	1 (6%)		6 (0)		6 (38%)		2 (13%)	16	-6%
		Setter		2 (13%)		7 (0)		5 (33%)		1 (7%)	15	-7%
		Wing-Spiker	3 (7%)	5 (12%)		22 (2%)		7 (17%)	1 (2%)	3 (7%)	41	0%
		Total	4 (4%)	10 (10%)		48 (1%)		25 (26%)	1 (1%)	8 (8%)	96	-4%
	PUU	Middle Blocker		9 (28%)		17 (3%)		4 (13%)	1 (3%)	1 (3%)	32	-3%
		Setter	2 (6%)	7 (21%)		16 (3%)		4 (12%)	1 (3%)	4 (12%)	34	-6%
		Wing-Spiker	2 (8%)	9 (35%)		10 (0)				5 (19%)	26	-12%
		Total	4 (4%)	25 (27%)		43 (2%)		8 (9%)	2 (2%)	10 (11%)	92	-7%
R - Reception	GUI	Libero	4 (14%)	12 (41%)		3 (3%)		8 (28%)	1 (3%)	1 (3%)	29	-3%
		Middle Blocker		1 (100%)							1	0%
		Wing-Spiker	4 (8%)	21 (40%)		6 (2%)		17 (33%)	1 (2%)	3 (6%)	52	-6%
		Total	8 (10%)	34 (41%)		9 (2%)		25 (30%)	2 (2%)	4 (5%)	82	-5%
	PUU	Libero	5 (22%)	8 (35%)		6 (0)		2 (9%)		2 (9%)	23	-9%
		Middle Blocker	6 (24%)	11 (44%)		1 (4%)		6 (24%)	1 (4%)		25	0%
Wing-Spiker		14 (35%)	17 (43%)		5 (0)		2 (5%)		2 (5%)	40	-5%	
Total		25 (28%)	36 (41%)		12 (1%)		10 (11%)	1 (1%)	4 (5%)	88	-5%	
			0 10 20 30 40	0 20 40 60	0 20 40 60 80	0 10 20 30 40	0 1 2 3 4	0 5 10 15	0 50 100	-20% -10% 0%		
			#	+	!	-	/	=	Count of SKILL	EFF		



2014-2015

DATA

BelgiumVolleyStats.be
By Marnix Acar

© Trainerstuff.be
By Wouter Laroy

VIZ

(20150114) GUI ~ PUU (3 ~ 1)
Skills in detail (per player): Attack

A - Attack		GUI	1 Abreu Lopez	5 DELIE	7 VAN DE LOO	10 ABINET	15 REYNDERS	17 Goverde	18 Urnaut	Total	PUU	1 Stoev	2 KRUYNER	4 COLSON	5 KOEKELKOREN	7 Kvalen	11 Nagy	Total	#	+	!	-	/	=	Count of SKILL	EFF
			4 (67%)	1 (20%)	5 (29%)	29 (54%)	1 (100%)	11 (61%)	10 (30%)	61 (46%)		3 (38%)		9 (43%)	14 (33%)	25 (47%)	4 (80%)	55 (42%)								
					2 (12%)	3 (6%)		1 (6%)	4 (12%)	10 (7%)		1 (13%)			5 (12%)	4 (8%)		10 (8%)								
					3 (12%)	6 (7%)			6 (12%)	16 (8%)		1 (1%)		2 (10%)	4 (5%)	2 (11%)		9 (8%)								
					3 (18%)	8 (15%)		5 (28%)	6 (18%)	25 (19%)		3 (38%)	1 (100%)	7 (33%)	12 (29%)	13 (25%)		36 (28%)								
					2 (12%)	4 (7%)		1 (6%)	4 (12%)	11 (8%)				2 (10%)	2 (5%)	6 (11%)		10 (8%)								
					2 (12%)	4 (7%)			3 (9%)	11 (8%)				1 (5%)	5 (12%)	3 (6%)	1 (20%)	10 (8%)								
					17	54		18	33	134		8	1	21	42	53	5	130								
					39%	39%		56%	9%	29%		38%	0%	29%	17%	30%	60%	27%								
					6%	6%		100%	9%	29%		38%	0%	29%	17%	30%	60%	27%								



2014-2015

DATA

BelgiumVolleyStats.be
By Marnix Acar

© Trainerstuff.be
By Wouter Laroy

VIZ

(20150114) GUI ~ PUU (3 ~ 1)

Skills in detail (per player): Block

B - Block	GUI												
		#	+	!	-	/	=	Count of SKILL	EFF				
	1 Abreu Lopez	2 (22%)	1 (11%)	1 ()				5 (56%)	9	-33%			
	5 DELIE	3 (25%)	3 (25%)	1 ()				5 (42%)	12	-17%			
	7 VAN DE LOO		3 (50%)	1 ()				2 (33%)	6	-33%			
	10 ABINET	1 (14%)	1 (14%)	2 ()				3 (43%)	7	-29%			
	17 Goverde	4 (22%)	5 (28%)	4 ()				5 (28%)	18	-6%			
	18 Urnaut		1 (20%)					4 (80%)	5	-80%			
	Total	10 (18%)	14 (25%)	9 ()				24 (42%)	57	-25%			
	PUU												
	1 Stoev	2 (17%)	2 (17%)	2 ()				6 (50%)	12	-33%			
	2 KRUYNER	2 (40%)	1 (20%)	2 ()					5	40%			
	4 COLSON	1 (10%)		2 ()				7 (70%)	10	-60%			
	5 KOEKELKOREN	2 (33%)						4 (67%)	6	-33%			
	7 Kvalen	2 (33%)	1 (17%)	2 ()				1 (17%)	6	17%			
	11 Nagy	2 (12%)	1 (6%)	8 ()				6 (35%)	17	-24%			
	Total	11 (20%)	5 (9%)	16 ()				24 (43%)	56	-23%			
		#	+	!	-	/	=	Count of SKILL	EFF				



2014-2015

DATA

BelgiumVolleyStats.be
By Marnix Acar

© Trainerstuff.be
By Wouter Laroy

VIZ

(20150114) GUI ~ PUU (3 ~ 1)

Skills in detail (per player): Serve

S - Serve	GUI	Skills in detail (per player): Serve							Count of SKILL	EFF
		#	+	!	-	/	=			
	1 Abreu Lopez		2 (13%)	7 ()	5 (33%)		1 (7%)	15	-7%	
	5 DELIE		1 (8%)	7 ()	2 (17%)		2 (17%)	12	-17%	
	7 VAN DE LOO	3 (14%)	1 (5%)	13 ()	4 (18%)		1 (5%)	22	9%	
	10 ABINET	1 (6%)	1 (6%)	6 ()	6 (38%)		2 (13%)	16	-6%	
	15 REYNDERS			1 ()	1 (25%)		2 (50%)	4	-50%	
	17 Goverde		1 (8%)	6 ()	5 (42%)			12	0%	
	18 Urnaut		4 (27%)	8 (7%)	2 (13%)	1 (7%)		15	0%	
	Total	4 (4%)	10 (10%)	48 (1%)	25 (26%)	1 (1%)	8 (8%)	96	-4%	
	PUU									
	1 Stoev	1 (11%)	2 (22%)	3 ()			3 (33%)	9	-22%	
	2 KRUYNER		3 (17%)	9 (6%)	3 (17%)	1 (6%)	2 (11%)	18	-11%	
	4 COLSON	1 (6%)	7 (41%)	7 ()			2 (12%)	17	-6%	
	5 KOEKELKOREN		2 (11%)	12 (6%)	3 (17%)	1 (6%)		18	0%	
	7 Kvalen	2 (13%)	4 (25%)	7 ()	1 (6%)		2 (13%)	16	0%	
	9 Mijatovic			1 ()			1 (50%)	2	-50%	
	11 Nagy		7 (58%)	4 ()	1 (8%)			12	0%	
	Total	4 (4%)	25 (27%)	43 (2%)	8 (9%)	2 (2%)	10 (11%)	92	-7%	
		#	+	!	-	/	=	Count of SKILL	EFF	



2014-2015

DATA

BelgiumVolleyStats.be
By Marnix Acar

© Trainerstuff.be
By Wouter Laroy

VIZ

(20150114) GUI ~ PUU (3 ~ 1)
Skills in detail (per player): Reception

R - Reception	Player	Skill						Count of SKILL	EFF	
		#	+	!	-	/	=			
GUI	7 VAN DE LOO	3 (20%)	7 (47%)		4 (27%)		1 (7%)	15	-7%	
	15 REYNDERS		3 (50%)	1 ()	1 (17%)		1 (17%)	6	-17%	
	16 Van De Pontseele	4 (14%)	12 (41%)	3 (3%)	8 (28%)	1 (3%)	1 (3%)	29	-3%	
	17 Goverde		1 (100%)					1	0%	
	18 Urnaut	1 (3%)	11 (35%)	5 (3%)	12 (39%)	1 (3%)	1 (3%)	31	-3%	
	Total	8 (10%)	34 (41%)	9 (2%)	25 (30%)	2 (2%)	4 (5%)	82	-5%	
	PUU	1 Stoev		1 (100%)					1	0%
		4 COLSON	14 (36%)	16 (41%)	5 ()	2 (5%)		2 (5%)	39	-5%
		5 KOEKELKOREN	6 (24%)	11 (44%)	1 (4%)	6 (24%)	1 (4%)		25	0%
		10 DE BONT	5 (22%)	8 (35%)	6 ()	2 (9%)		2 (9%)	23	-9%
Total		25 (28%)	36 (41%)	12 (1%)	10 (11%)	1 (1%)	4 (5%)	88	-5%	
		#	+	!	-	/	=	Count of SKILL	EFF	