



2014-2015

DATA

**BelgiumVolleyStats.be**  
By Marnix Acar

© **Trainerstuff.be**  
By Wouter Laroy

VIZ

Scouting data provided by: Marnix Acar - www.BelgiumVolleyStats.be

Data processing and vizualization: Wouter Laroy - www.trainerstuff.be

Questions/Remarks/Suggestions: info@belgiumvolleystats.be - wouterstrainerstuff@gmail.com

		(20150113) GEN ~ ANT				Grand Total	
		1 ~ 3					
		Set 1	Set 2	Set 3	Set 4		
		19 ~ 25	25 ~ 22	19 ~ 25	12 ~ 25		
ANT	1 Deroey	Libero	5	7	9	3	17 7
	3 Van Harskamp	Setter	8	5	3	6	17 5
	5 Van Rekom	Wing-Spiker		7	12	15	27 7
	7 VAN WALLE	Wing-Spiker	23	12	13	15	51 12
	8 Moreau	Opposite	15	20	12	8	35 20
	9 Van Bemmelen	Middle Blocker	10	9	9	8	27 9
	12 Vandeweyer	Wing-Spiker	19	18			19 18
	14 Andrei	Middle Blocker	9	7	10	5	24 7
GEN	1 Christiaens	Wing-Spiker	18	17	14	13	17 45
	2 Vandecaveye	Wing-Spiker	14	22	15	6	22 35
	3 DEVRIESE	Middle Blocker	9	6	6	5	6 20
	4 De Paepe	Middle Blocker		1	1	2	3
	6 Bisaerts	Wing-Spiker	2	1	1	2	5
	7 COENEN	Middle Blocker	7	4	2		4 9
	8 Engelschenschilt	Setter				3	3
	11 DEGRUYTER	Setter	7	6	8	2	6 17
	14 Tholse	Wing-Spiker	20	18	17	12	18 49
	18 Nagels	Libero	7	6	6	6	6 19

■ SET WON ■ SET LOST



2014-2015

DATA

BelgiumVolleyStats.be  
By Marnix Acar

© Trainerstuff.be  
By Wouter Laroy

VIZ

(20150113) GEN ~ ANT (1 ~ 3)  
Game analysis

TOI	ScoringActi..	TOIServe						OPPServe							
		TOISCORE			OPPSCORE			Total	TOISCORE			OPPSCORE			Total
		TOI	OPP	Total	TOI	OPP	Total		TOI	OPP	Total	TOI	OPP	Total	
ANT	A#	13		13		27	27	40	33		33		7	7	40
	S#	14		14			14	14					6	6	6
	A=		5	5		2	2	7		2	2		6	6	8
	A\		14	14		1	1	15		4	4		4	4	8
	S=					17	17	17		10	10				10
	E=					2	2	2		1	1		1	1	2
	F=					1	1	1							
	<b>Total</b>	27	19	46	23	27	50	96	33	17	50	11	13	24	74
GEN	A#	7		7		33	33	40	27		27		13	13	40
	S#	6		6			6	6					14	14	14
	A=		6	6		2	2	8		2	2		5	5	7
	A\		4	4		4	4	8		1	1		14	14	15
	S=					10	10	10		17	17				17
	E=		1	1		1	1	2		2	2				2
	F=									1	1				1
	<b>Total</b>	13	11	24	17	33	50	74	27	23	50	19	27	46	96

Attack

		Count of SKILL	%SCORE%	%SCORE%	EFF
9 Van Bemmelen	ANT	5	80%	0%	80%
5 Van Rekom	ANT	8	75%	13%	63%
11 DEGRUYTER	GEN	3	67%	0%	67%
12 Vandeweyer	ANT	7	57%	0%	57%
3 Van Harskamp	ANT	2	50%	0%	50%
14 Andrei	ANT	14	50%	14%	36%
8 Moreau	ANT	33	45%	24%	21%
14 Tholse	GEN	45	38%	31%	7%
7 VAN WALLE	ANT	24	38%	8%	29%
1 Christiaens	GEN	25	36%	12%	24%
7 COENEN	GEN	3	33%	0%	33%
2 Vandecaveye	GEN	18	22%	22%	0%
3 DEVRIESE	GEN	10	10%	20%	-10%
4 De Paepe	GEN	2	0%	100%	-100%

Block

		Count of SKILL	#
8 Moreau	ANT	5	4
9 Van Bemmelen	ANT	8	4
12 Vandeweyer	ANT	4	4
3 DEVRIESE	GEN	6	2
5 Van Rekom	ANT	3	2
7 VAN WALLE	ANT	5	2
2 Vandecaveye	GEN	3	1
3 Van Harskamp	ANT	1	1
11 DEGRUYTER	GEN	1	1
14 Andrei	ANT	3	1
14 Tholse	GEN	4	1
1 Christiaens	GEN	2	
7 COENEN	GEN	1	

Serve

		Count of SKILL	%%	%%
11 DEGRUYTER	GEN	16	25%	6%
7 VAN WALLE	ANT	22	18%	9%
9 Van Bemmelen	ANT	22	18%	14%
3 Van Harskamp	ANT	13	15%	15%
8 Moreau	ANT	13	15%	38%
3 DEVRIESE	GEN	9	11%	
5 Van Rekom	ANT	9	11%	33%
14 Andrei	ANT	13	8%	8%
14 Tholse	GEN	14	7%	14%
1 Christiaens	GEN	13		23%
2 Vandecaveye	GEN	10		
4 De Paepe	GEN	2		50%
7 COENEN	GEN	9		33%
8 Engelschenschilt	GEN	3		
12 Vandeweyer	ANT	4		25%

Reception

		Count of SKILL	%%	%%	%%
1 Deroey	ANT	21	33%	19%	19%
18 Nagels	GEN	24	29%	21%	21%
5 Van Rekom	ANT	14	21%	43%	
12 Vandeweyer	ANT	22	18%	23%	5%
6 Bisaerts	GEN	6	17%		
2 Vandecaveye	GEN	26	15%	31%	8%
1 Christiaens	GEN	20	15%	25%	30%
7 VAN WALLE	ANT	8	13%	25%	13%
3 DEVRIESE	GEN	1			100%
3 Van Harskamp	ANT	1			
14 Tholse	GEN	2		100%	

UPPER:

TOI = Team of Interest = Team analyzed OPP = Opponent  
 XXXServe = who served XXXSCORE = who got the point



2014-2015

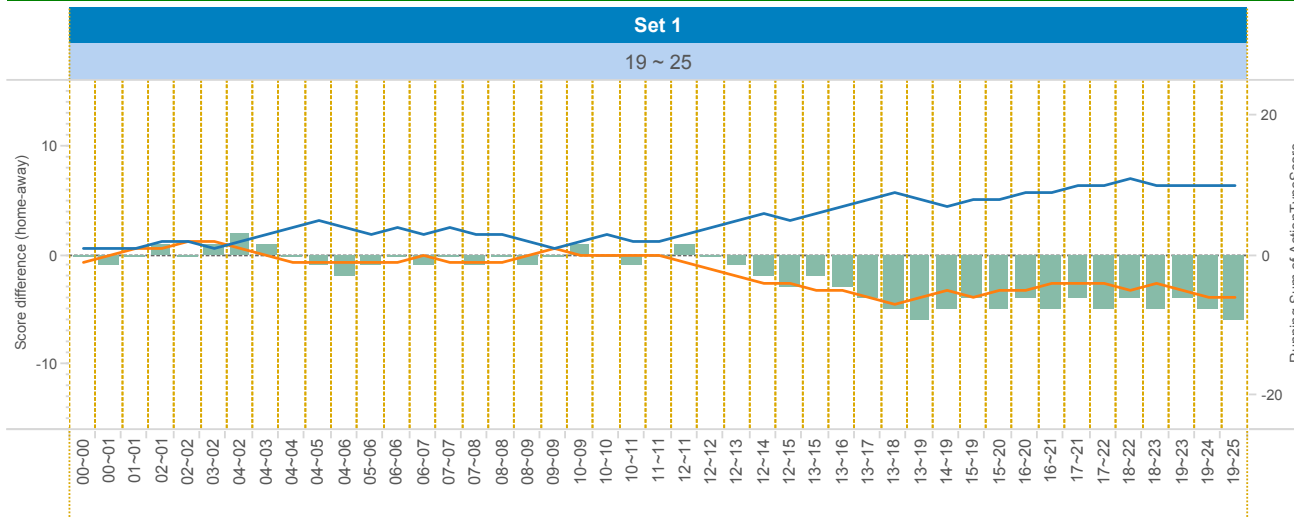
DATA

BelgiumVolleyStats.be  
By Marnix Acar

© Trainerstuff.be  
By Wouter Iaroy

VIZ

(20150113) GEN ~ ANT (1 ~ 3)  
Set analysis - Set 1



TEAM\_NAME

- ANT
- GEN

UPPER LEFT:

+1: A# - B# - S#    -1: A=, A/, B=, B/, S=, R=, D=, F=, S=

LOWER LEFT:

TOI = Team of Interest = Team analyzed    OPP = Opponent  
XXXServe = who served    XXXSCORE = who got the point

LOWER RIGHT:

Attack sorted on #SCORE

		Set 1													
		TOIServe						OPPServe							
		TOIScore			OPPScore			Total	TOIScore			OPPScore			Total
TOI	Scorin..	TOI	OPP	Total	TOI	OPP	Total		TOI	OPP	Total	TOI	OPP	Total	
ANT	A#	3		3		8	8	11	9		9		1	1	10
	S#	2		2				2					1	1	1
	A=		1	1	1		1	2		1	1	2		2	3
	A/		5	5				5		3	3	1		1	4
	S=					3	3	3							
	E=					1	1	1							
	<b>Total</b>		5	6	11	5	8	13	24	9	4	13	3	2	5
GEN	A#	1		1		9	9	10	8		8		3	3	11
	S#	1		1				1					2	2	2
	A=		2	2	1		1	3		1	1	1		1	2
	A/		1	1	3		3	4				5		5	5
	S=									3	3				3
	E=									1	1				1
	<b>Total</b>		2	3	5	4	9	13	18	8	5	13	6	5	11

Attacking skills

		Count of SKILL	#SCORE	#SCORE%	NOSCORE	NOSCORE%	=SCORE	=SCORE%	EFF	
14	Tholse	GEN	14	6	43%	4	29%	4	29%	14%
8	Moreau	ANT	10	5	50%	2	20%	3	30%	20%
7	VAN WALLE	ANT	8	3	38%	5	63%	0	0%	38%
14	Andrei	ANT	4	2	50%	1	25%	1	25%	25%
2	Vandecaveye	GEN	6	1	17%	3	50%	2	33%	-17%
7	COENEN	GEN	3	1	33%	2	67%	0	0%	33%
9	Van Bemmelen	ANT	2	1	50%	1	50%	0	0%	50%
11	DEGRUYTER	GEN	1	1	100%	0	0%	0	0%	100%
12	Vandeweyer	ANT	4	1	25%	3	75%	0	0%	25%
1	Christiaens	GEN	5	0	0%	3	60%	2	40%	-40%
3	DEVRIESE	GEN	5	0	0%	3	60%	2	40%	-40%



2014-2015

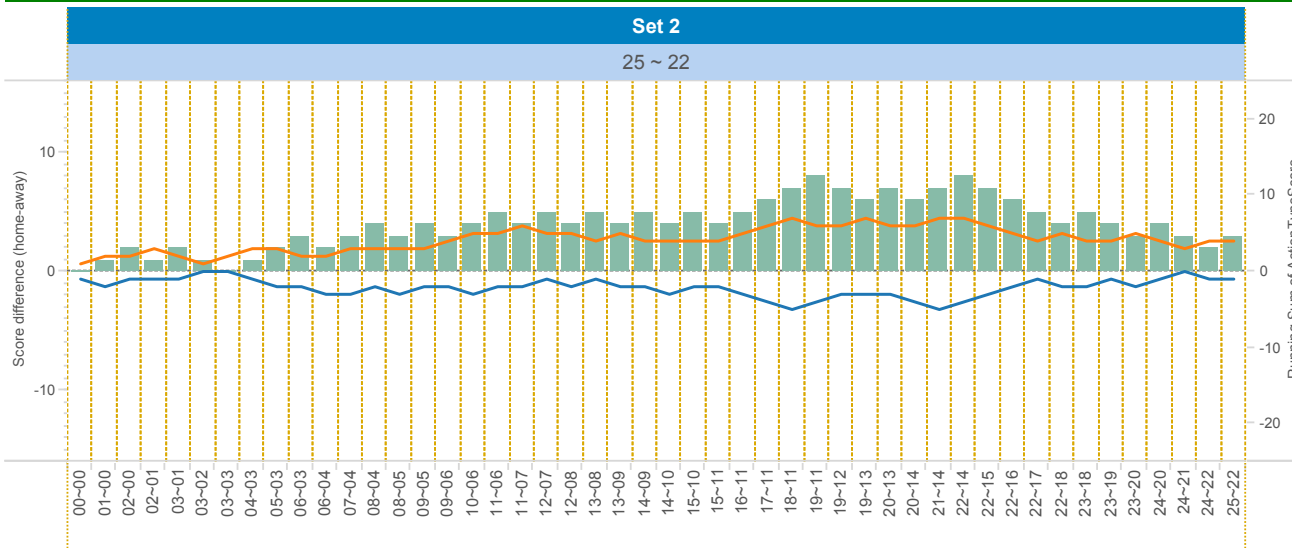
DATA

BelgiumVolleyStats.be  
By Marnix Acar

© Trainerstuff.be  
By Wouter Laroy

VIZ

(20150113) GEN ~ ANT (1 ~ 3)  
Set analysis - Set 2



TEAM\_NAME

■ ANT

■ GEN

UPPER LEFT:

+1: A# - B# - S#    -1: A=, A/, B=, B/, S=, R=, D=, F=, S=

LOWER LEFT:

TOI = Team of Interest = Team analyzed    OPP = Opponent  
XXXServe = who served    XXXSCORE = who got the point

LOWER RIGHT:

Attack sorted on #SCORE

Attacking skills

		Set 2													
		TOIServe						OPPServe							
		TOIScore			OPPScore			Total	TOIScore			OPPScore			Total
TOI	Scorin..	TOI	OPP	Total	TOI	OPP	Total		TOI	OPP	Total	TOI	OPP	Total	
ANT	A#	4		4		9	9	13	9		9		4	4	13
	S#	1		1				1					2	2	2
	A=				1		1	1		1	1		1	1	2
	A/		2	2	1		1	3		1	1		2	2	3
	S=				4		4	4		4	4				4
	E=				1		1	1							1
	<b>Total</b>		5	2	7	7	9	16	23	9	6	15	3	6	9
GEN	A#	4		4		9	9	13	9		9		4	4	13
	S#	2		2				2					1	1	1
	A=		1	1	1		1	2		1	1				1
	A/		2	2	1		1	3		1	1		2	2	3
	S=				4		4	4		4	4				4
	E=							4		1	1				1
	<b>Total</b>		6	3	9	6	9	15	24	9	7	16	2	5	7

		Count of SKILL	#SCORE	#SCORE%	NOSCORE	NOSCORE%	=SCORE	=SCORE%	EFF	
14	Tholse	GEN	12	6	50%	3	25%	3	25%	25%
8	Moreau	ANT	13	4	31%	5	38%	4	31%	0%
1	Christiaens	GEN	8	3	38%	5	63%	0	0%	38%
2	Vandecaveye	GEN	8	3	38%	4	50%	1	13%	25%
12	Vandeweyer	ANT	3	3	100%	0	0%	0	0%	100%
5	Van Rekom	ANT	2	2	100%	0	0%	0	0%	100%
14	Andrei	ANT	4	2	50%	2	50%	0	0%	50%
7	VAN WALLE	ANT	4	1	25%	2	50%	1	25%	0%
9	Van Bemmelen	ANT	1	1	100%	0	0%	0	0%	100%
11	DEGRUYTER	GEN	1	1	100%	0	0%	0	0%	100%
3	DEVRIESE	GEN	1	0	0%	1	100%	0	0%	0%



2014-2015

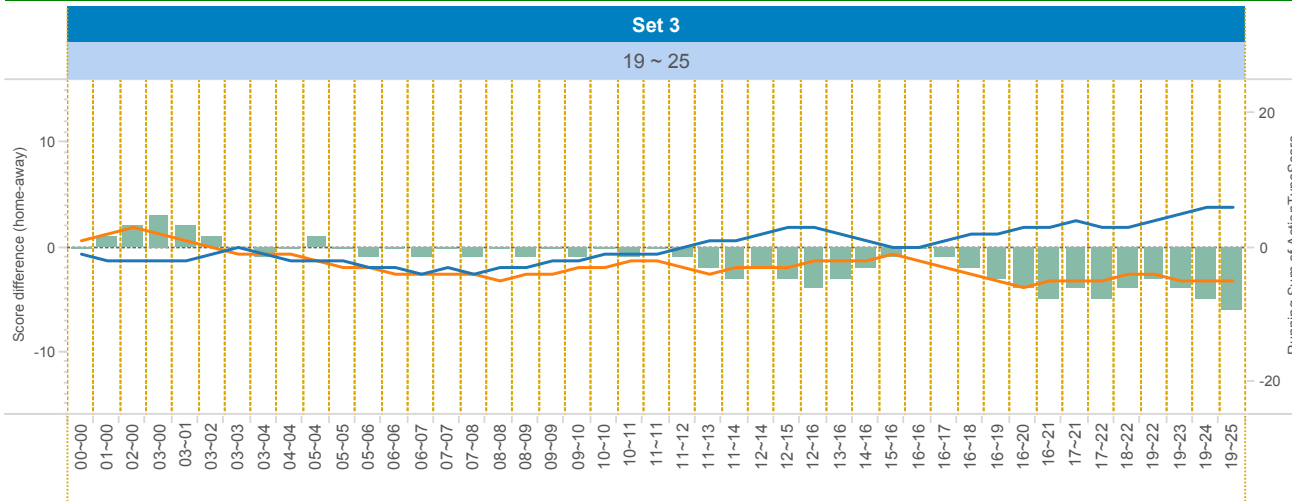
DATA

BelgiumVolleyStats.be  
By Marnix Acar

© Trainerstuff.be  
By Wouter Laroy

ZIV

(20150113) GEN ~ ANT (1 ~ 3)  
Set analysis - Set 3



TEAM\_NAME

- ANT
- GEN

UPPER LEFT:

+1: A# - B# - S#    -1: A=, A/, B=, B/, S=, R=, D=, F=, S=

LOWER LEFT:

TOI = Team of Interest = Team analyzed    OPP = Opponent  
XXXServe = who served    XXXSCORE = who got the point

LOWER RIGHT:

Attack sorted on #SCORE

		Set 3															
		TOIServe							OPPServe								
		TOIScore			OPPScore				Total	TOIScore			OPPScore				Total
TOI	Scorin..	TOI	OPP	Total	TOI	OPP	Total	TOI		OPP	Total	TOI	OPP	Total	Total		
ANT	A#	2		2		6	6	8	7		7		2	2	9		
	S#	5		5			5					3	3	3			
	A=		3	3			3				3		3	3			
	A/		3	3			3										
	S=					5	5	5		4	4			4			
	E=									1	1			1			
	<b>Total</b>		7	6	13	5	6	11	24	7	5	12	3	5	8	20	
GEN	A#	2		2		7	7	9	6		6		2	2	8		
	S#	3		3			3					5	5	5			
	A=		3	3			3				3		3	3			
	A/										3		3	3			
	S=					4	4	4		5	5			5			
	E=					1	1	1									
	<b>Total</b>		5	3	8	5	7	12	20	6	5	11	6	7	13	24	

Attacking skills

		Count of SKILL	#SCORE	#SCORE%	NOSCORE	NOSCORE%	=SCORE	=SCORE%	EFF	
1	Christiaens	GEN	6	4	67%	2	33%	0	0%	67%
8	Moreau	ANT	6	4	67%	1	17%	1	17%	50%
14	Tholse	GEN	11	3	27%	4	36%	4	36%	-9%
7	VAN WALLE	ANT	8	2	25%	5	63%	1	13%	13%
9	Van Bemmelen	ANT	2	2	100%	0	0%	0	0%	100%
3	DEVRIESE	GEN	3	1	33%	2	67%	0	0%	33%
5	Van Rekom	ANT	2	1	50%	1	50%	0	0%	50%
2	Vandecaveye	GEN	4	0	0%	3	75%	1	25%	-25%
3	Van Harskamp	ANT	1	0	0%	1	100%	0	0%	0%
4	De Paepe	GEN	1	0	0%	0	0%	1	100%	-100%
11	DEGRUYTER	GEN	1	0	0%	1	100%	0	0%	0%
14	Andrei	ANT	3	0	0%	2	67%	1	33%	-33%



2014-2015

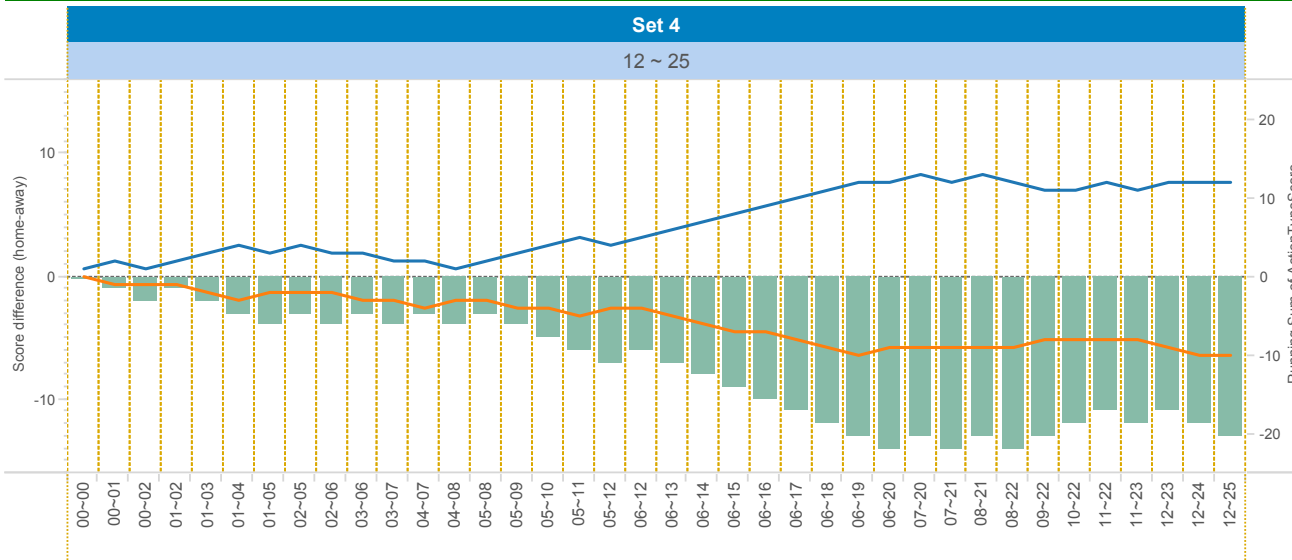
DATA

BelgiumVolleyStats.be  
By Marnix Acar

© Trainerstuff.be  
By Wouter Laroy

ZIV

(20150113) GEN ~ ANT (1 ~ 3)  
Set analysis - Set 4



TEAM\_NAME

- ANT
- GEN

UPPER LEFT:

+1: A# - B# - S#    -1: A=, A/, B=, B/, S=, R=, D=, F=, S=

LOWER LEFT:

TOI = Team of Interest = Team analyzed    OPP = Opponent  
XXXServe = who served    XXXSCORE = who got the point

LOWER RIGHT:

Attack sorted on #SCORE

Attacking skills

		Set 4											
		TOIServe						OPPServe					
		TOISCORE		OPPSCORE		Total	TOISCORE		OPPSCORE		Total	Total	
TOI	Scorin..	TOI	OPP	Total	TOI	OPP	Total	TOI	OPP	Total	TOI	OPP	Total
ANT	A#	4		4		4	8	8		8			8
	S#	6		6		6	6			6			6
	A=		1	1		1	1			1			1
	A/		4	4		4	4			4			4
	S=				5	5	5		2	2		1	1
	E=											1	1
	F=				1	1	1						
	<b>Total</b>	10	5	15	6	4	10	25	8	2	10	2	12
GEN	A#				8	8	8	8	4	4		4	8
	S#					8	8	8		4	4	4	8
	A=										6	6	6
	A/		1	1			1	1			1	1	1
	S=					2	2	2		5	5		5
	E=			1	1		1	1					
	F=									1	1		1
	<b>Total</b>		2	2	2	8	10	12	4	6	10	5	15

		Count of SKILL	#SCORE	#SCORE%	NOSCORE	NOSCORE%	=SCORE	=SCORE%	EFF
5 Van Rekom	ANT	4	3	75%	0	0%	1	25%	50%
7 VAN WALLE	ANT	4	3	75%	1	25%	0	0%	75%
14 Andrei	ANT	3	3	100%	0	0%	0	0%	100%
1 Christiaens	GEN	6	2	33%	3	50%	1	17%	17%
8 Moreau	ANT	4	2	50%	2	50%	0	0%	50%
14 Tholse	GEN	8	2	25%	3	38%	3	38%	-13%
3 Van Harskamp	ANT	1	1	100%	0	0%	0	0%	100%
3 DEVRIESE	GEN	1	0	0%	1	100%	0	0%	0%
4 De Paepe	GEN	1	0	0%	0	0%	1	100%	####



2014-2015

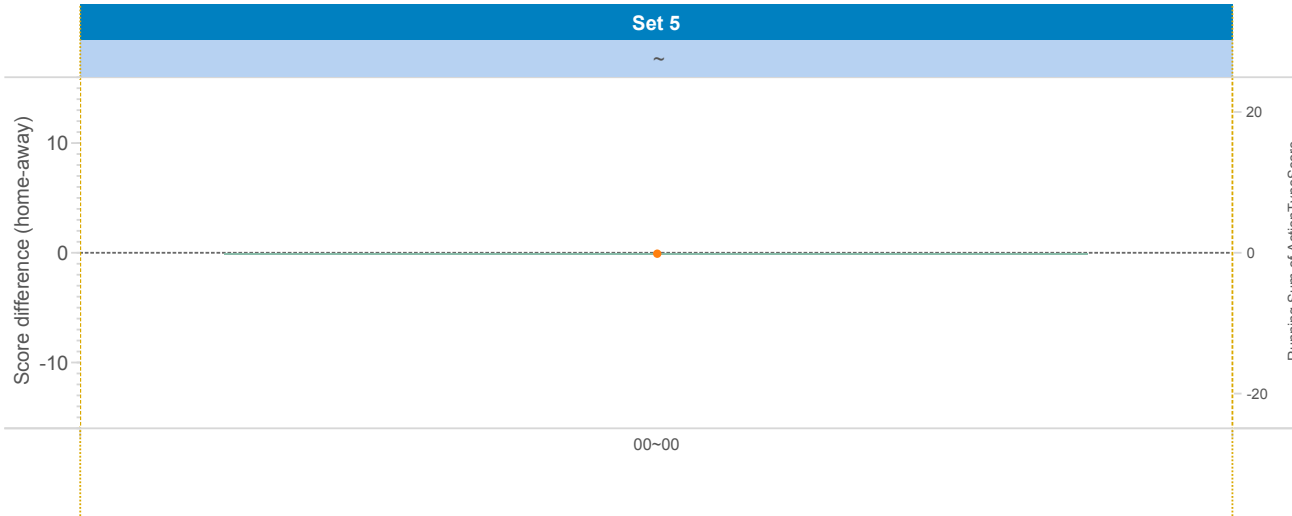
DATA

BelgiumVolleyStats.be  
By Marnix Acar

© Trainerstuff.be  
By Wouter Laroy

VIZ

(20150113) GEN ~ ANT (1 ~ 3)  
Set analysis - Set 5



TEAM\_NAME

GEN

UPPER LEFT:

+1: A# - B# - S#    -1: A=, A/, B=, B/, S=, R=, D=, F=, S=

LOWER LEFT:

TOI = Team of Interest = Team analyzed    OPP = Opponent  
XXXServe = who served    XXXSCORE = who got the point

LOWER RIGHT:

Attack sorted on #SCORE

Attacking skills

		Count of SKILL	#SCORE	#SCORE%	NOSCORE	NOSCORE%	=SCORE	=SCORE%	EFF
14 Tholse	GEN	45	17	38%	14	31%	14	31%	7%
8 Moreau	ANT	33	15	45%	10	30%	8	24%	21%
1 Christiaens	GEN	25	9	36%	13	52%	3	12%	24%
7 VAN WALLE	ANT	24	9	38%	13	54%	2	8%	29%
14 Andrei	ANT	14	7	50%	5	36%	2	14%	36%
5 Van Rekom	ANT	8	6	75%	1	13%	1	13%	63%
2 Vandecaveye	GEN	18	4	22%	10	56%	4	22%	0%
9 Van Bemmelen	ANT	5	4	80%	1	20%	0	0%	80%
12 Vandeweyer	ANT	7	4	57%	3	43%	0	0%	57%
11 DEGRUYTER	GEN	3	2	67%	1	33%	0	0%	67%
3 DEVRIESE	GEN	10	1	10%	7	70%	2	20%	-10%
3 Van Harskamp	ANT	2	1	50%	1	50%	0	0%	50%
7 COENEN	GEN	3	1	33%	2	67%	0	0%	33%
4 De Paepe	GEN	2	0	0%	0	0%	2	100%	####



2014-2015

DATA

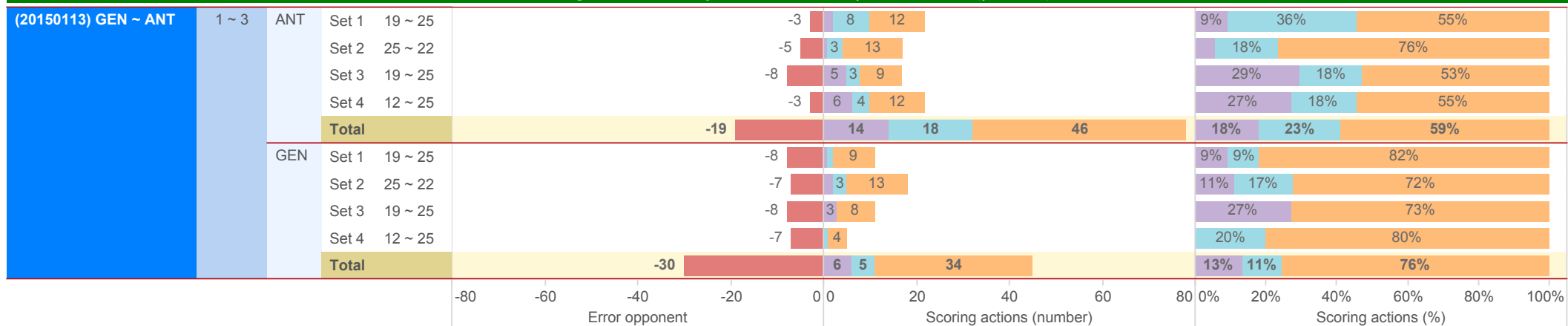
BelgiumVolleyStats.be  
By Marnix Acar

© Trainerstuff.be  
By Wouter Laroy

VIZ

(20150113) GEN ~ ANT (1 ~ 3)

Scoring Actions Analyzed: how were points made (per set)



S - Serve    B - Block    A - Attack





2014-2015

DATA

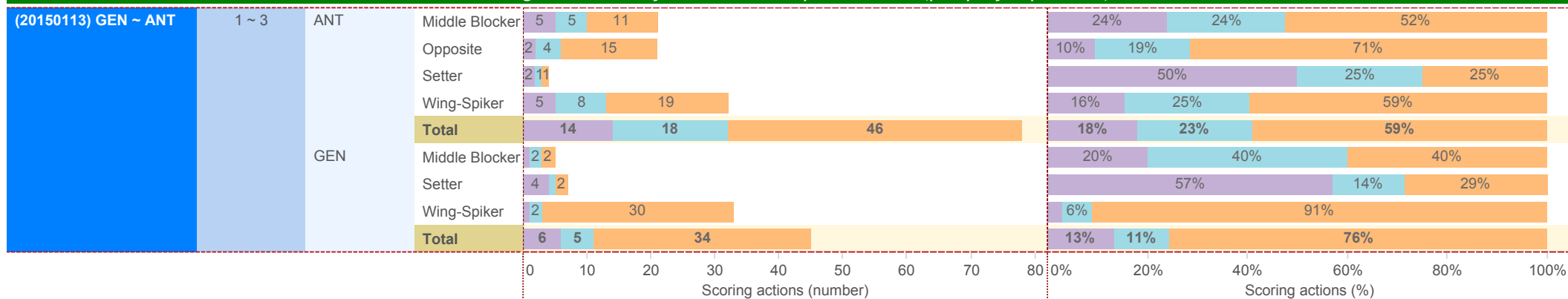
BelgiumVolleyStats.be  
By Marnix Acar

© Trainerstuff.be  
By Wouter Laroy

VIZ

(20150113) GEN ~ ANT (1 ~ 3)

Scoring Actions Analyzed: how were points made (per player position)





2014-2015

DATA

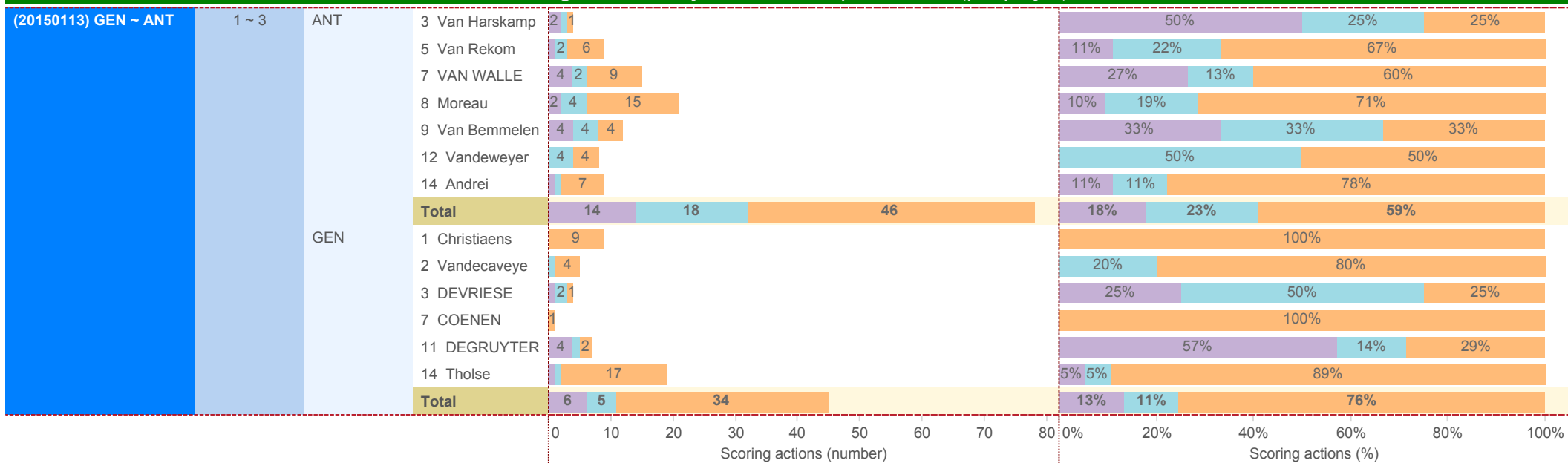
BelgiumVolleyStats.be  
By Marnix Acar

© Trainerstuff.be  
By Wouter Laroy

VIZ

(20150113) GEN ~ ANT (1 ~ 3)

Scoring Actions Analyzed: how were points made (per player)



S - Serve    B - Block    A - Attack



2014-2015

DATA

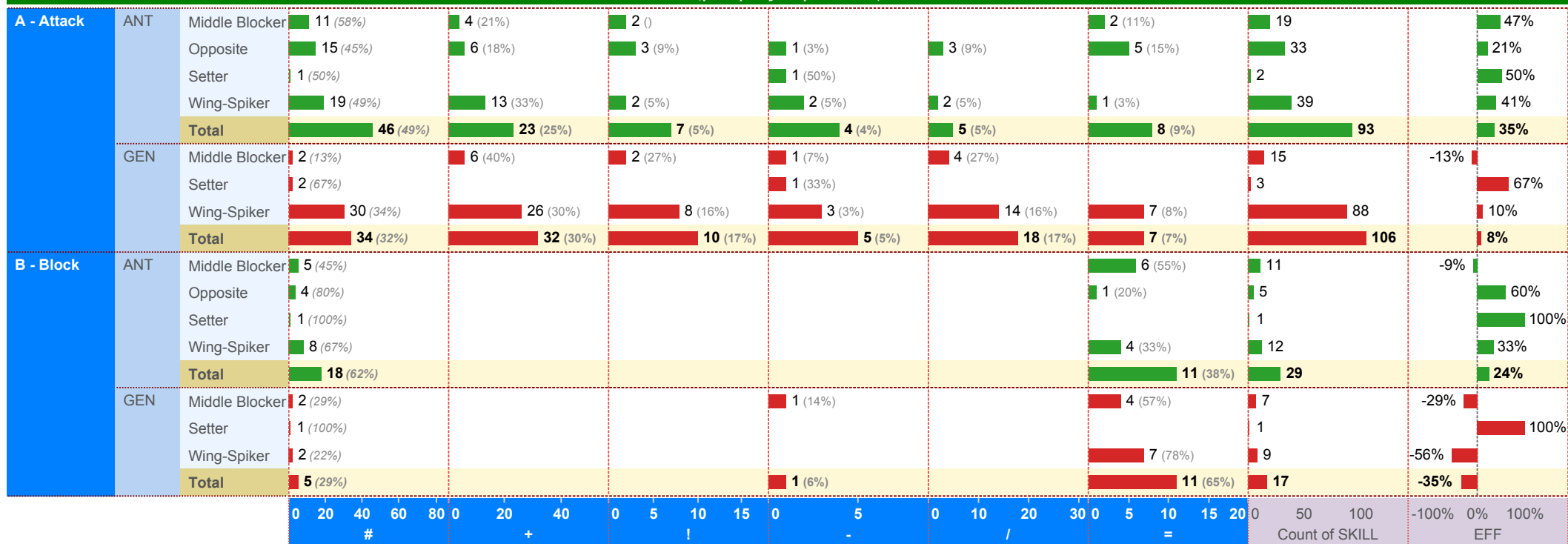
BelgiumVolleyStats.be  
By Marnix Acar

© Trainerstuff.be  
By Wouter Laroy

VIZ

(20150113) GEN ~ ANT (1 ~ 3)

Skills in detail (per player position): Attack/Block





2014-2015

DATA

BelgiumVolleyStats.be  
By Marnix Acar

© Trainerstuff.be  
By Wouter Laroy

VIZ

(20150113) GEN ~ ANT (1 ~ 3)

Skills in detail (per player position): Serve/Reception

Skill	Team	Position	Game 1						Total	Eff	
			#	+	!	-	/	=			
S - Serve	ANT	Middle Blocker	5 (14%)	10 (29%)	8 (6%)	6 (17%)	2 (6%)	4 (11%)	35	3%	
		Opposite	2 (15%)	3 (23%)	1 (8%)	1 (8%)	1 (8%)	5 (38%)	13	-23%	
		Setter	2 (15%)	2 (15%)	5 (8%)	1 (8%)	1 (8%)	2 (15%)	13	0%	
		Wing-Spiker	5 (14%)	8 (23%)	10 ( )	6 (17%)		6 (17%)	35	-3%	
		<b>Total</b>	<b>14 (15%)</b>	<b>23 (24%)</b>	<b>24 (4%)</b>	<b>14 (15%)</b>	<b>4 (4%)</b>	<b>17 (18%)</b>	<b>96</b>	<b>-3%</b>	
	GEN	Middle Blocker	1 (5%)	7 (35%)		7 (35%)	1 (5%)	4 (20%)	20	-15%	
		Setter	4 (21%)	7 (37%)	3 ( )	4 (21%)		1 (5%)	19	16%	
		Wing-Spiker	1 (3%)	14 (38%)	13 ( )	4 (11%)		5 (14%)	37	-11%	
		<b>Total</b>	<b>6 (8%)</b>	<b>28 (37%)</b>	<b>16 (1%)</b>	<b>15 (20%)</b>	<b>1 (1%)</b>	<b>10 (13%)</b>	<b>76</b>	<b>-5%</b>	
	R - Reception	ANT	Libero	7 (33%)	4 (19%)		5 (24%)	1 (5%)	4 (19%)	21	-19%
Setter						1 (100%)			1	0%	
Wing-Spiker			8 (18%)	13 (30%)		21 (48%)		2 (5%)	44	-5%	
<b>Total</b>			<b>15 (23%)</b>	<b>17 (26%)</b>		<b>27 (41%)</b>	<b>1 (2%)</b>	<b>6 (9%)</b>	<b>66</b>	<b>-9%</b>	
GEN		Libero	7 (29%)	5 (21%)		6 (25%)	1 (4%)	5 (21%)	24	-21%	
		Middle Blocker						1 (100%)	1	-100%	
		Wing-Spiker	8 (15%)	15 (28%)		20 (37%)	3 (6%)	8 (15%)	54	-15%	
		<b>Total</b>	<b>15 (19%)</b>	<b>20 (25%)</b>		<b>26 (33%)</b>	<b>4 (5%)</b>	<b>14 (18%)</b>	<b>79</b>	<b>-18%</b>	
			0 10 20	0 20 40	0 10 20 30 40	0 20 40	0 2 4 6	0 10 20 30	0 50 100	-100% 0%	
			#	+	!	-	/	=	Count of SKILL	EFF	



2014-2015

DATA

BelgiumVolleyStats.be  
By Marnix Acar

© Trainerstuff.be  
By Wouter Laroy

VIZ

(20150113) GEN ~ ANT (1 ~ 3)  
Skills in detail (per player): Attack

A - Attack		ANT	1 (50%)				1 (50%)				2	50%
		3 Van Harskamp	1 (50%)				1 (50%)				2	50%
		5 Van Rekom	6 (75%)	1 (13%)			1 (13%)				8	63%
		7 VAN WALLE	9 (38%)	10 (42%)	1 (4%)	2 (8%)	1 (4%)	1 (4%)	1 (4%)	24	29%	
		8 Moreau	15 (45%)	6 (18%)	3 (9%)	1 (3%)	3 (9%)	5 (15%)		33	21%	
		9 Van Bemmelen	4 (80%)	1 (20%)						5	80%	
		12 Vandeweyer	4 (57%)	2 (29%)	1 ()					7	57%	
		14 Andrei	7 (50%)	3 (21%)	2 ()			2 (14%)		14	36%	
		<b>Total</b>	<b>46 (49%)</b>	<b>23 (25%)</b>	<b>7 (5%)</b>	<b>4 (4%)</b>	<b>5 (5%)</b>	<b>8 (9%)</b>		<b>93</b>	<b>35%</b>	
	GEN	1 Christiaens	9 (36%)	9 (36%)	3 (8%)	1 (4%)	2 (8%)	1 (4%)		25	24%	
		2 Vandecaveye	4 (22%)	9 (50%)	1 (17%)		3 (17%)	1 (6%)		18	0%	
		3 DEVRIESE	1 (10%)	5 (50%)	1 (20%)	1 (10%)	2 (20%)			10	-10%	
		4 De Paepe					2 (100%)			2	-100%	
		7 COENEN	1 (33%)	1 (33%)	1 ()					3	33%	
		11 DEGRUYTER	2 (67%)			1 (33%)				3	67%	
		14 Tholse	17 (38%)	8 (18%)	4 (20%)	2 (4%)	9 (20%)	5 (11%)		45	7%	
		<b>Total</b>	<b>34 (32%)</b>	<b>32 (30%)</b>	<b>10 (17%)</b>	<b>5 (5%)</b>	<b>18 (17%)</b>	<b>7 (7%)</b>		<b>106</b>	<b>8%</b>	
			#	+	!	-	/	=		Count of SKILL	EFF	



2014-2015

DATA

BelgiumVolleyStats.be  
By Marnix Acar

© Trainerstuff.be  
By Wouter Laroy

VIZ

(20150113) GEN ~ ANT (1 ~ 3)  
Skills in detail (per player): Block

B - Block	ANT	Player	Skill	Count	Eff	Game Won	Game Lost	Count of SKILL	EFF
		3 Van Harskamp	Block	1 (100%)	100%	1	0	1	100%
		5 Van Rekom	Block	2 (67%)	33%	3	0	3	33%
		7 VAN WALLE	Block	2 (40%)	60%	5	0	5	-20%
		8 Moreau	Block	4 (80%)	20%	5	0	5	60%
		9 Van Bemmelen	Block	4 (50%)	50%	8	0	8	0%
		12 Vandeweyer	Block	4 (100%)	100%	4	0	4	100%
		14 Andrei	Block	1 (33%)	67%	3	0	3	-33%
		<b>Total</b>		<b>18 (62%)</b>		<b>11 (38%)</b>		<b>29</b>	<b>24%</b>
	GEN	1 Christiaens	Block	2 (100%)	-100%	2	0	2	-100%
		2 Vandecaveye	Block	1 (33%)	67%	3	0	3	-33%
		3 DEVRIESE	Block	2 (33%)	67%	6	0	6	-33%
		7 COENEN	Block	1 (100%)	0%	1	0	1	0%
		11 DEGRUYTER	Block	1 (100%)	100%	1	0	1	100%
		14 Tholse	Block	1 (25%)	75%	4	0	4	-50%
		<b>Total</b>		<b>5 (29%)</b>		<b>11 (65%)</b>		<b>17</b>	<b>-35%</b>
			#						
			+						
			!						
			-						
			/						
			=						
								Count of SKILL	EFF



2014-2015

DATA

BelgiumVolleyStats.be  
By Marnix Acar

© Trainerstuff.be  
By Wouter Laroy

VIZ

(20150113) GEN ~ ANT (1 ~ 3)

Skills in detail (per player): Serve

S - Serve		(20150113) GEN ~ ANT (1 ~ 3)						Count of SKILL	EFF	
		#	+	!	-	/	=			
ANT	3 Van Harskamp	2 (15%)	2 (15%)	5 (8%)	1 (8%)	1 (8%)	2 (15%)	13	0%	
	5 Van Rekom	1 (11%)	3 (33%)	1 ()	1 (11%)		3 (33%)	9	-22%	
	7 VAN WALLE	4 (18%)	5 (23%)	8 ()	3 (14%)		2 (9%)	22	9%	
	8 Moreau	2 (15%)	3 (23%)	1 (8%)	1 (8%)	1 (8%)	5 (38%)	13	-23%	
	9 Van Bemmelen	4 (18%)	5 (23%)	6 (9%)	2 (9%)	2 (9%)	3 (14%)	22	5%	
	12 Vandeweyer			1 ()	2 (50%)		1 (25%)	4	-25%	
	14 Andrei	1 (8%)	5 (38%)	2 ()	4 (31%)		1 (8%)	13	0%	
	<b>Total</b>	<b>14 (15%)</b>	<b>23 (24%)</b>	<b>24 (4%)</b>	<b>14 (15%)</b>	<b>4 (4%)</b>	<b>17 (18%)</b>	<b>96</b>	<b>-3%</b>	
	GEN	1 Christiaens		6 (46%)	3 ()	1 (8%)		3 (23%)	13	-23%
		2 Vandecaveye		5 (50%)	3 ()	2 (20%)			10	0%
		3 DEVRIESE	1 (11%)	4 (44%)		3 (33%)	1 (11%)		9	11%
4 De Paepe					1 (50%)		1 (50%)	2	-50%	
7 COENEN			3 (33%)		3 (33%)		3 (33%)	9	-33%	
8 Engelschenschilt			2 (67%)	1 ()				3	0%	
11 DEGRUYTER		4 (25%)	5 (31%)	2 ()	4 (25%)		1 (6%)	16	19%	
14 Tholse		1 (7%)	3 (21%)	7 ()	1 (7%)		2 (14%)	14	-7%	
<b>Total</b>	<b>6 (8%)</b>	<b>28 (37%)</b>	<b>16 (1%)</b>	<b>15 (20%)</b>	<b>1 (1%)</b>	<b>10 (13%)</b>	<b>76</b>	<b>-5%</b>		
	#	+	!	-	/	=	Count of SKILL	EFF		



2014-2015

DATA

BelgiumVolleyStats.be  
By Marnix Acar

© Trainerstuff.be  
By Wouter Laroy

VIZ

(20150113) GEN ~ ANT (1 ~ 3)  
Skills in detail (per player): Reception

R - Reception	ANT	Player	#	+	!	-	/	=	Count of SKILL	EFF
R - Reception	ANT	1 Deroey	7 (33%)	4 (19%)		5 (24%)	1 (5%)	4 (19%)	21	-19%
		3 Van Harskamp				1 (100%)			1	0%
		5 Van Rekom	3 (21%)	6 (43%)		5 (36%)			14	0%
		7 VAN WALLE	1 (13%)	2 (25%)		4 (50%)		1 (13%)	8	-13%
		12 Vandeweyer	4 (18%)	5 (23%)		12 (55%)		1 (5%)	22	-5%
		<b>Total</b>	<b>15 (23%)</b>	<b>17 (26%)</b>		<b>27 (41%)</b>	<b>1 (2%)</b>	<b>6 (9%)</b>	<b>66</b>	<b>-9%</b>
	GEN	1 Christiaens	3 (15%)	5 (25%)		5 (25%)	1 (5%)	6 (30%)	20	-30%
		2 Vandecaveye	4 (15%)	8 (31%)		11 (42%)	1 (4%)	2 (8%)	26	-8%
		3 DEVRIESE						1 (100%)	1	-100%
		6 Bisaerts	1 (17%)			4 (67%)	1 (17%)		6	0%
		14 Tholse		2 (100%)					2	0%
		18 Nagels	7 (29%)	5 (21%)		6 (25%)	1 (4%)	5 (21%)	24	-21%
	<b>Total</b>	<b>15 (19%)</b>	<b>20 (25%)</b>		<b>26 (33%)</b>	<b>4 (5%)</b>	<b>14 (18%)</b>	<b>79</b>	<b>-18%</b>	
			#	+	!	-	/	=	Count of SKILL	EFF