



2014-2015

DATA

BelgiumVolleyStats.be
By Marnix Acar

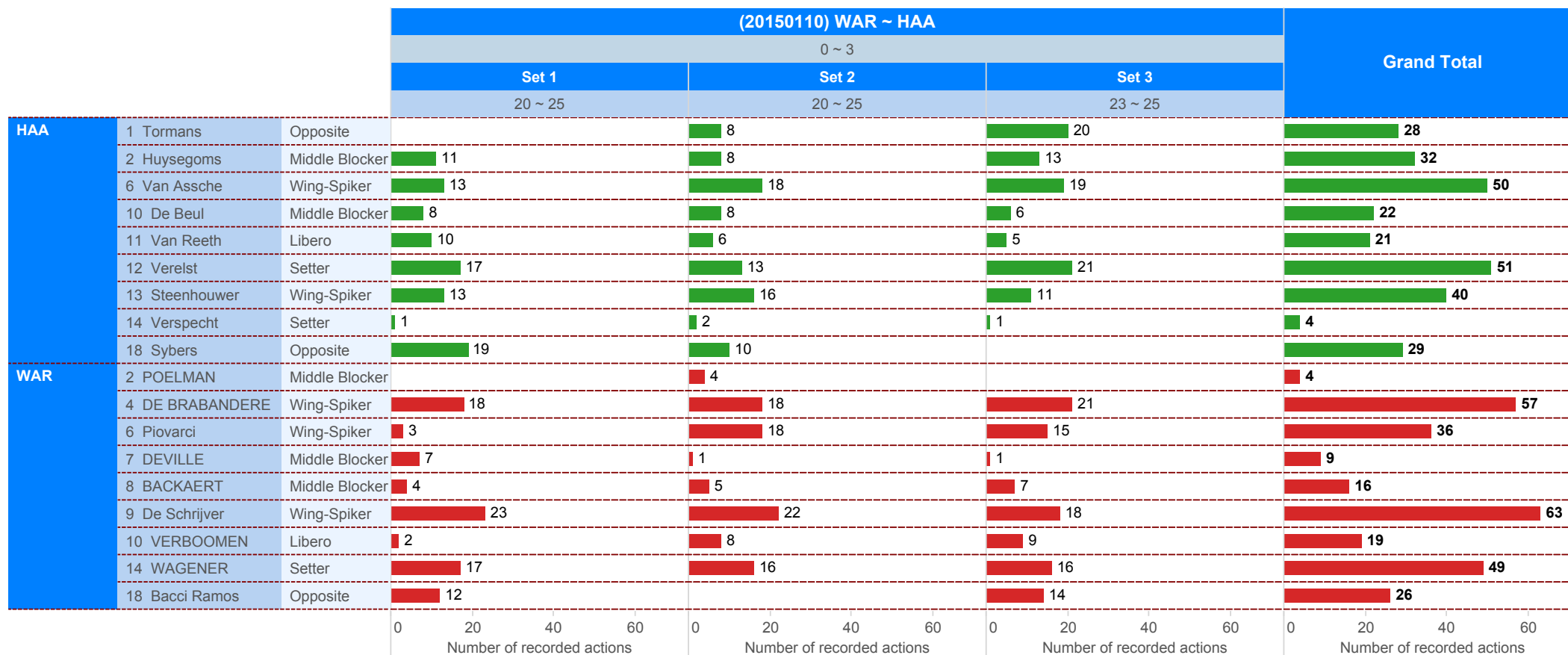
© **Trainerstuff.be**
By Wouter Laroy

VIZ

Scouting data provided by: Marnix Acar - www.BelgiumVolleyStats.be

Data processing and vizualization: Wouter Laroy - www.trainerstuff.be

Questions/Remarks/Suggestions: info@belgiumvolleystats.be - wouterstrainerstuff@gmail.com



■ SET LOST ■ SET WON



2014-2015

DATA

BelgiumVolleyStats.be
By Marnix Acar

© Trainerstuff.be
By Wouter Laroy

VIZ

(20150110) WAR ~ HAA (0 ~ 3)
Game analysis

TOI	ScoringActi..	TOIServe						OPPServe							
		TOISCORE			OPPSCORE			Total	TOISCORE			OPPSCORE			Total
		TOI	OPP	Total	TOI	OPP	Total		TOI	OPP	Total	TOI	OPP	Total	
HAA	A#	8		8		27	27	35	28		28		5	5	33
	S#	1		1				1				2	2	2	
	A=		8	8		4	4	12		4	4		5	9	
	A/		9	9		1	1	10		3	3		3	6	
	S=					13	13	13		12	12			12	
	E=		1	1		1	1	2					1	1	
	F=									1	1		1	2	
Total		9	18	27	19	27	46	73	28	20	48	10	7	17	65
WAR	A#	5		5		28	28	33	27		27		8	8	35
	S#	2		2				2				1	1	1	
	A=		5	5		4	4	9		4	4		8	12	
	A/		3	3		3	3	6		1	1		9	10	
	S=					12	12	12		13	13			13	
	E=		1	1				1		1	1		1	2	
	F=		1	1		1	1	2							
Total		7	10	17	20	28	48	65	27	19	46	18	9	27	73

Attack

		Count of SKILL	%SCORE%	%SCORE%	EFF
13 Steenhouwer	HAA	10	70%	10%	60%
1 Tormans	HAA	19	58%	11%	47%
4 DE BRABANDERE	WAR	20	50%	0%	50%
10 De Beul	HAA	4	50%	25%	25%
14 WAGENER	WAR	2	50%	0%	50%
6 Van Assche	HAA	19	47%	11%	37%
2 Huysegoms	HAA	8	38%	25%	13%
18 Bacci Ramos	WAR	16	38%	38%	0%
6 Piovarci	WAR	20	35%	30%	5%
9 De Schrijver	WAR	25	32%	28%	4%
18 Sybers	HAA	20	20%	25%	-5%
2 POELMAN	WAR	2	0%	50%	-50%
8 BACKAERT	WAR	4	0%	100%	-100%
12 Verelst	HAA	1	0%	0%	0%

Block

		Count of SKILL	#
2 Huysegoms	HAA	15	5
10 De Beul	HAA	9	4
6 Piovarci	WAR	7	1
6 Van Assche	HAA	3	1
8 BACKAERT	WAR	3	1
9 De Schrijver	WAR	4	1
13 Steenhouwer	HAA	1	1
18 Bacci Ramos	WAR	5	1
18 Sybers	HAA	3	1
1 Tormans	HAA	3	
2 POELMAN	WAR	1	
4 DE BRABANDERE	WAR	5	
7 DEVILLE	WAR	3	
12 Verelst	HAA	2	
14 WAGENER	WAR	2	

Serve

		Count of SKILL	#%	%
18 Sybers	HAA	6	17%	17%
6 Piovarci	WAR	8	13%	25%
9 De Schrijver	WAR	13	8%	23%
1 Tormans	HAA	6		17%
2 Huysegoms	HAA	8		25%
2 POELMAN	WAR	1		
4 DE BRABANDERE	WAR	10		
6 Van Assche	HAA	14		7%
7 DEVILLE	WAR	6		
8 BACKAERT	WAR	9		33%
10 De Beul	HAA	9		33%
12 Verelst	HAA	16		6%
13 Steenhouwer	HAA	10		30%
14 Verspecht	HAA	4		25%
14 WAGENER	WAR	13		8%
18 Bacci Ramos	WAR	5		60%

Reception

		Count of SKILL	#%	+%	=%
10 VERBOOMEN	WAR	18	33%	44%	
11 Van Reeth	HAA	20	30%	55%	
6 Van Assche	HAA	13	15%	38%	8%
4 DE BRABANDERE	WAR	21	14%	67%	5%
9 De Schrijver	WAR	21	14%	43%	
12 Verelst	HAA	1			
13 Steenhouwer	HAA	19		74%	5%

UPPER:
TOI = Team of Interest = Team analyzed OPP = Opponent
XXXServe = who served XXXSCORE = who got the point



2014-2015

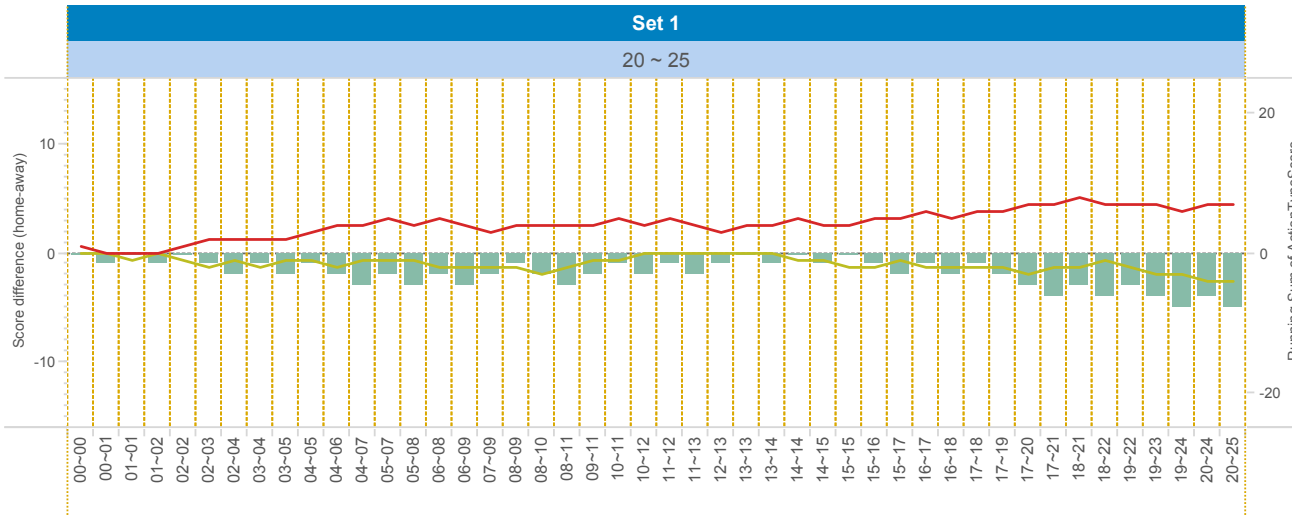
DATA

BelgiumVolleyStats.be
By Marnix Acar

© Trainerstuff.be
By Wouter Iaroy

VIZ

(20150110) WAR ~ HAA (0 ~ 3)
Set analysis - Set 1



TEAM_NAME

- HAA
- WAR

UPPER LEFT:

+1: A# - B# - S# -1: A=, A/, B=, B/, S=, R=, D=, F=, S=

LOWER LEFT:

TOI = Team of Interest = Team analyzed OPP = Opponent
XXXServe = who served XXXSCORE = who got the point

LOWER RIGHT:

Attack sorted on #SCORE

Attacking skills

		Set 1													
		TOIServe						OPPServe							
		TOIScore			OPPScore			Total	TOIScore			OPPScore			Total
TOI	Scorin..	TOI	OPP	Total	TOI	OPP	Total		TOI	OPP	Total	TOI	OPP	Total	
HAA	A#	1		1		9	9	10	13		13		1	1	14
	A=		2	2			2	2		2		1	1	3	
	A/		3	3			3	3		1	1			1	
	S=					7	7	7		2	2			2	
	E=		1	1		1	1	2							
	F=												1	1	
	Total		1	6	7	8	9	17	24	13	5	18	2	1	3
WAR	A#	1		1		13	13	14	9		9		1	1	10
	A=		1	1		2	2	3				2	2	2	
	A/					1	1	1				3	3	3	
	S=					2	2	2		7	7			7	
	E=									1	1		1	2	
	F=		1	1				1							
	Total		1	2	3	5	13	18	21	9	8	17	6	1	7

		Count of SKILL	#SCORE	#SCORE%	NOSCORE	NOSCORE%	=SCORE	=SCORE%	EFF
4 DE BRABANDERE	WAR	7	5	71%	2	29%	0	0%	71%
18 Sybers	HAA	14	4	29%	9	64%	1	7%	21%
6 Van Assche	HAA	4	3	75%	1	25%	0	0%	75%
13 Steenhouwer	HAA	4	3	75%	1	25%	0	0%	75%
18 Bacci Ramos	WAR	8	3	38%	2	25%	3	38%	0%
2 Huysegoms	HAA	3	2	67%	1	33%	0	0%	67%
10 De Beul	HAA	3	2	67%	1	33%	0	0%	67%
6 Piovarci	WAR	2	1	50%	0	0%	1	50%	0%
9 De Schrijver	WAR	7	1	14%	3	43%	3	43%	-29%
8 BACKAERT	WAR	1	0	0%	0	0%	1	100%	-100%
14 WAGENER	WAR	1	0	0%	1	100%	0	0%	0%



2014-2015

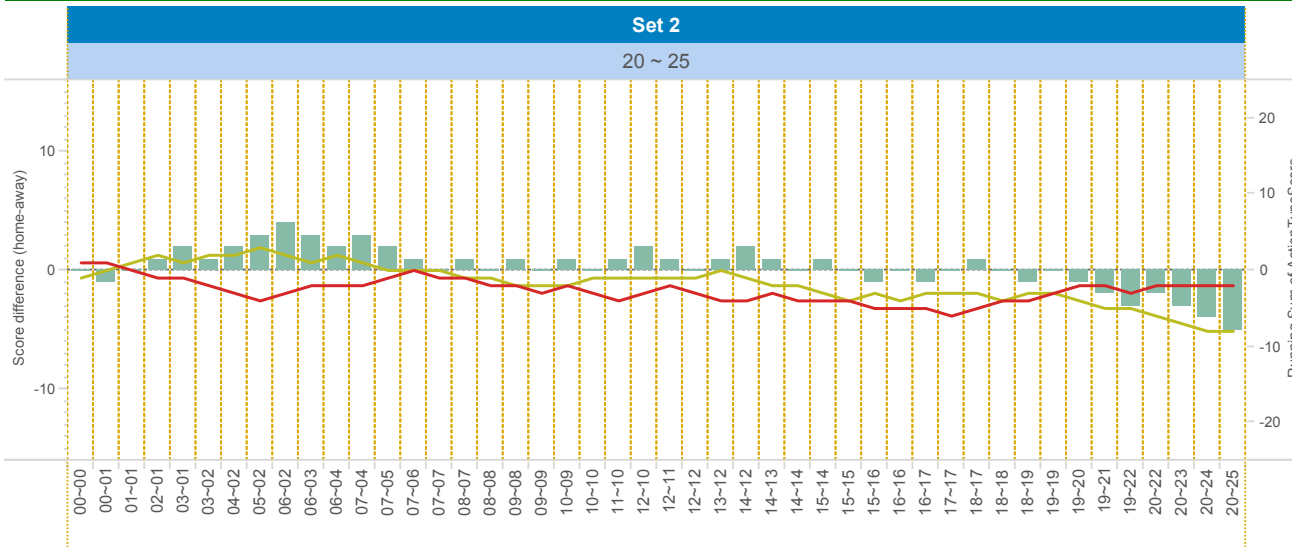
DATA

BelgiumVolleyStats.be
By Marnix Acar

© Trainerstuff.be
By Wouter Iaroy

VIA

(20150110) WAR ~ HAA (0 ~ 3)
Set analysis - Set 2



TEAM_NAME

- HAA
- WAR

UPPER LEFT:

+1: A# - B# - S# -1: A=, A/, B=, B/, S=, R=, D=, F=, S=

LOWER LEFT:

TOI = Team of Interest = Team analyzed OPP = Opponent
XXXServe = who served XXXSCORE = who got the point

LOWER RIGHT:

Attack sorted on #SCORE

Attacking skills

		Set 2													
		TOIServe						OPPServe							
TOI	Scorin..	TOIScore			OPPScore			Total	TOIScore			OPPScore			Total
		TOI	OPP	Total	TOI	OPP	Total		TOI	OPP	Total	TOI	OPP	Total	
HAA	A#	4		4		7	7	11	5		5		1	1	6
	S#	1		1				1					1	1	1
	A=		4	4	3		3	7		1	1	3		3	4
	A/		3	3				3		1	1	2		2	3
	S=				3		3	3		5	5				5
	F=									1	1				1
	Total		5	7	12	6	7	13	25	5	8	13	5	2	7
WAR	A#	1		1		5	5	6	7		7		4	4	11
	S#	1		1				1					1	1	1
	A=		3	3	1		1	4		3	3	4		4	7
	A/		2	2	1		1	3				3		3	3
	S=				5		5	5		3	3				3
	F=				1		1	1							
	Total		2	5	7	8	5	13	20	7	6	13	7	5	12

		Count of SKILL	#SCORE	#SCORE%	NOSCORE	NOSCORE%	=SCORE	=SCORE%	EFF
6 Van Assche	HAA	10	4	40%	5	50%	1	10%	30%
1 Tormans	HAA	5	3	60%	1	20%	1	20%	40%
6 Piovarci	WAR	12	3	25%	5	42%	4	33%	-8%
9 De Schrijver	WAR	9	3	33%	4	44%	2	22%	11%
2 Huysegoms	HAA	2	1	50%	1	50%	0	0%	50%
4 DE BRABANDERE	WAR	5	1	20%	4	80%	0	0%	20%
13 Steenhouwer	HAA	2	1	50%	0	0%	1	50%	0%
14 WAGENER	WAR	1	1	100%	0	0%	0	0%	100%
2 POELMAN	WAR	2	0	0%	1	50%	1	50%	-50%
8 BACKAERT	WAR	2	0	0%	0	0%	2	100%	-100%
10 De Beul	HAA	1	0	0%	0	0%	1	100%	-100%
12 Verelst	HAA	1	0	0%	1	100%	0	0%	0%
18 Sybers	HAA	6	0	0%	2	33%	4	67%	-67%



2014-2015

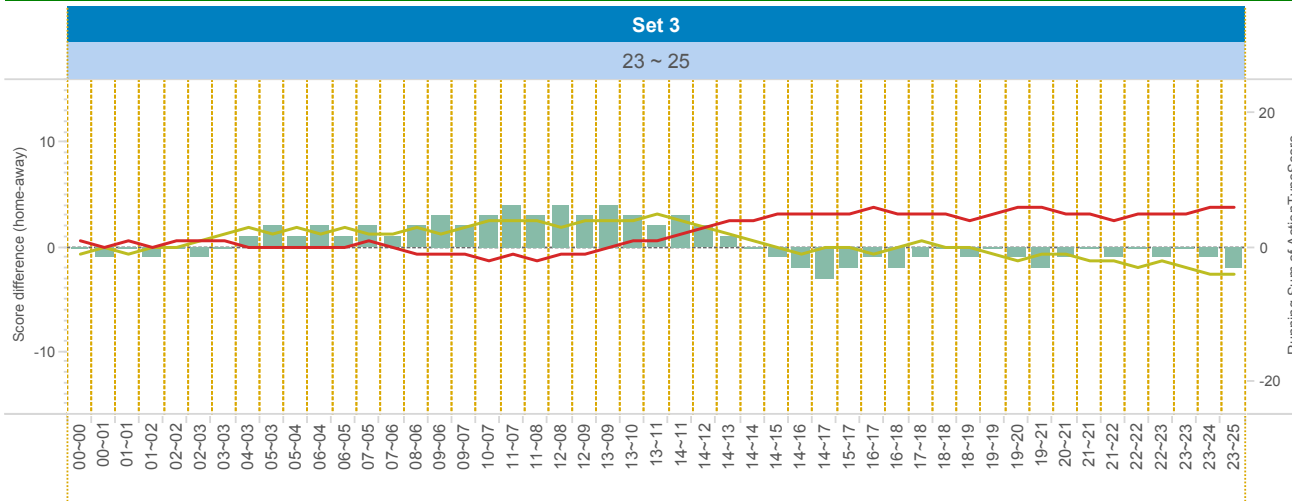
DATA

BelgiumVolleyStats.be
By Marnix Acar

© Trainerstuff.be
By Wouter Laroy

VIZ

(20150110) WAR ~ HAA (0 ~ 3)
Set analysis - Set 3



TEAM_NAME

- HAA
- WAR

UPPER LEFT:

+1: A# - B# - S# -1: A=, A/, B=, B/, S=, R=, D=, F=, S=

LOWER LEFT:

TOI = Team of Interest = Team analyzed OPP = Opponent
XXXServe = who served XXXSCORE = who got the point

LOWER RIGHT:

Attack sorted on #SCORE

		Set 3															
		TOIServe							OPPServe								
		TOISCORE			OPPSCORE				Total	TOISCORE			OPPSCORE				Total
TOI	Scorin..	TOI	OPP	Total	TOI	OPP	Total	TOI		OPP	Total	TOI	OPP	Total	Total		
HAA	A#	3		3			11	11	14	10			10		3	3	13
	S#													1	1	1	1
	A=			2	2	1		1	3			1		1		1	2
	A/			3	3	1		1	4			1		1		1	2
	S=						3	3	3				5	5			5
	E=														1	1	1
	Total	3	5	8	5	11	16	24	10	7	17	3	4	7	7	24	
WAR	A#	3		3			10	10	13	11			11		3	3	14
	S#	1		1					1							1	1
	A=			1	1	1		1	2			1		1		2	3
	A/			1	1	1		1	2			1		1	3	3	4
	S=						5	5	5				3	3			3
	E=			1	1				1								1
	Total	4	3	7	7	10	17	24	11	5	16	5	3	8	8	24	

Attacking skills

		Count of SKILL	#SCORE	#SCORE%	NOSCORE	NOSCORE%	=SCORE	=SCORE%	EFF
1 Tormans	HAA	14	8	57%	5	36%	1	7%	50%
4 DE BRABANDERE	WAR	8	4	50%	4	50%	0	0%	50%
9 De Schrijver	WAR	9	4	44%	3	33%	2	22%	22%
6 Piovarci	WAR	6	3	50%	2	33%	1	17%	33%
13 Steenhouwer	HAA	4	3	75%	1	25%	0	0%	75%
18 Bacci Ramos	WAR	8	3	38%	2	25%	3	38%	0%
6 Van Assche	HAA	5	2	40%	2	40%	1	20%	20%
2 Huysegoms	HAA	3	0	0%	1	33%	2	67%	-67%
8 BACKAERT	WAR	1	0	0%	0	0%	1	100%	-100%



2014-2015

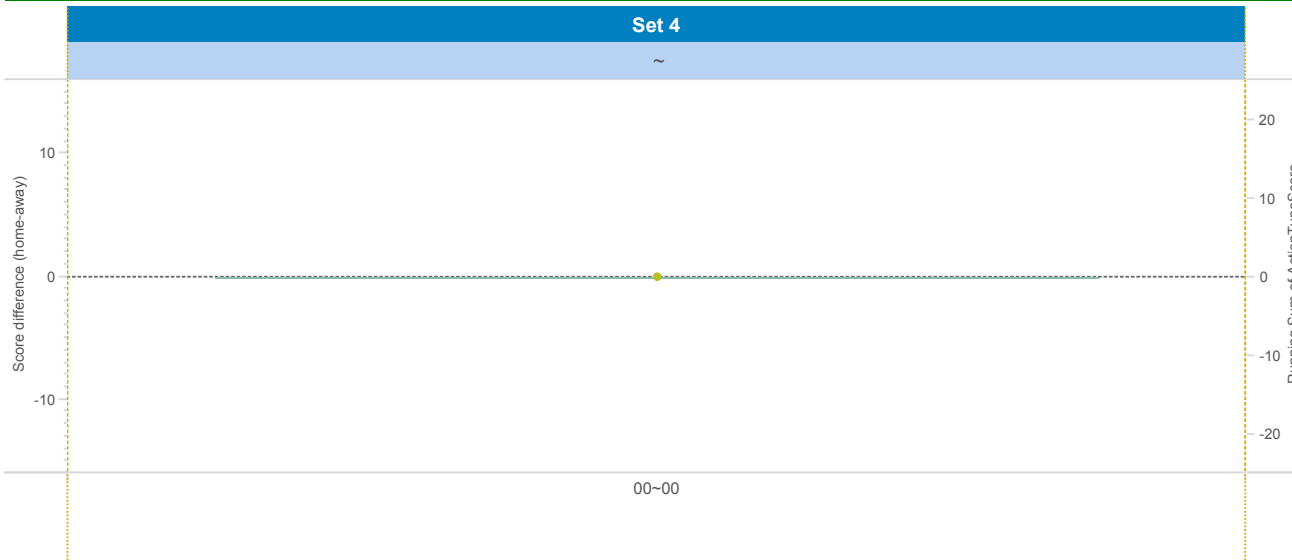
DATA

BelgiumVolleyStats.be
By Marnix Acar

© Trainerstuff.be
By Wouter Laroy

VIZ

(20150110) WAR ~ HAA (0 ~ 3)
Set analysis - Set 4



TEAM_NAME

■ WAR

UPPER LEFT:

+1: A# - B# - S# -1: A=, A/, B=, B/, S=, R=, D=, F=, S=

LOWER LEFT:

TOI = Team of Interest = Team analyzed OPP = Opponent
XXXServe = who served XXXSCORE = who got the point

LOWER RIGHT:

Attack sorted on #SCORE

Attacking skills



2014-2015

DATA

BelgiumVolleyStats.be
By Marnix Acar

© Trainerstuff.be
By Wouter Laroy

VIZ

(20150110) WAR ~ HAA (All)
Set analysis - Set 5

TEAM_NAME

UPPER LEFT:

+1: A# - B# - S# -1: A=, A/, B=, B/, S=, R=, D=, F=, S=

LOWER LEFT:

TOI = Team of Interest = Team analyzed OPP = Opponent
XXXServe = who served XXXSCORE = who got the point

LOWER RIGHT:

Attack sorted on #SCORE

Attacking skills

		Count of SKILL	#SCORE	#SCORE%	NOSCORE	NOSCORE%	=SCORE	=SCORE%	EFF	
1	Tormans	HAA	19	11	58%	6	32%	2	11%	47%
4	DE BRABANDERE	WAR	20	10	50%	10	50%	0	0%	50%
6	Van Assche	HAA	19	9	47%	8	42%	2	11%	37%
9	De Schrijver	WAR	25	8	32%	10	40%	7	28%	4%
6	Piovarci	WAR	20	7	35%	7	35%	6	30%	5%
13	Steenhouwer	HAA	10	7	70%	2	20%	1	10%	60%
18	Bacci Ramos	WAR	16	6	38%	4	25%	6	38%	0%
18	Sybers	HAA	20	4	20%	11	55%	5	25%	-5%
2	Huysegoms	HAA	8	3	38%	3	38%	2	25%	13%
10	De Beul	HAA	4	2	50%	1	25%	1	25%	25%
14	WAGENER	WAR	2	1	50%	1	50%	0	0%	50%
2	POELMAN	WAR	2	0	0%	1	50%	1	50%	-50%
8	BACKAERT	WAR	4	0	0%	0	0%	4	100%	####
12	Verelst	HAA	1	0	0%	1	100%	0	0%	0%



2014-2015

DATA

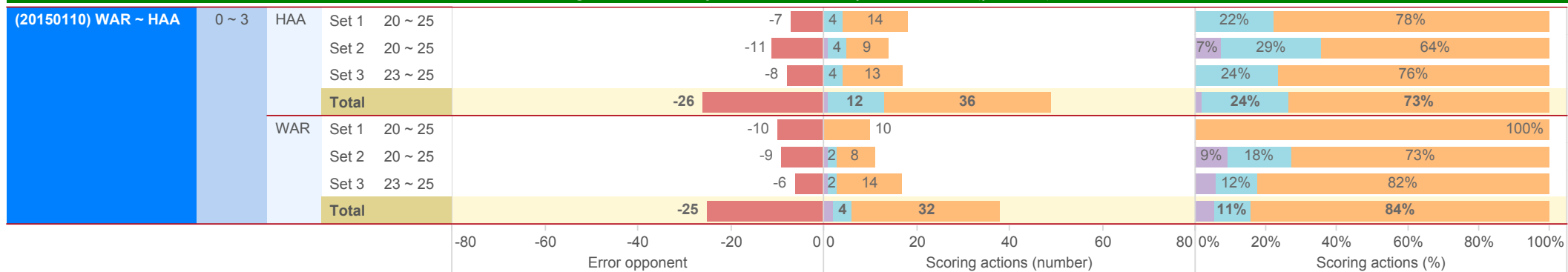
BelgiumVolleyStats.be
By Marnix Acar

© Trainerstuff.be
By Wouter Laroy

VIZ

(20150110) WAR ~ HAA (0 ~ 3)

Scoring Actions Analyzed: how were points made (per set)



S - Serve B - Block A - Attack



2014-2015

DATA

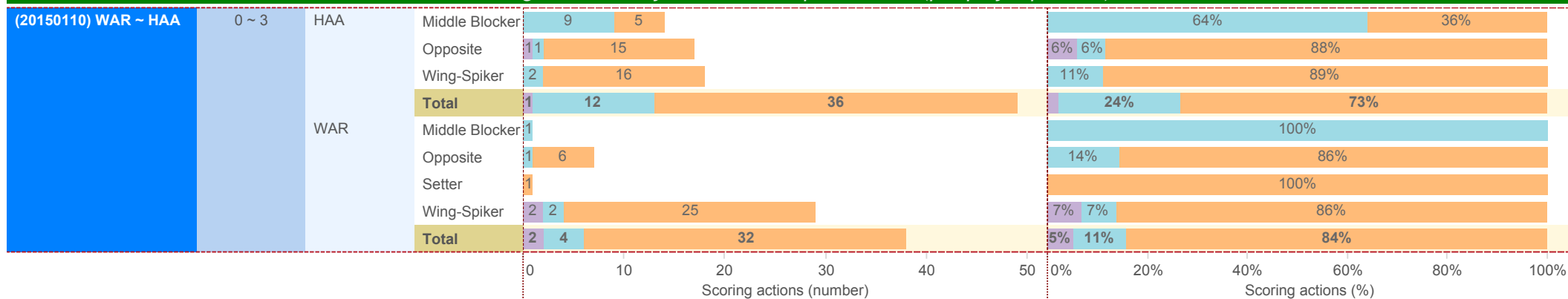
BelgiumVolleyStats.be
By Marnix Acar

© **Trainerstuff.be**
By Wouter Laroy

VIZ

(20150110) WAR ~ HAA (0 ~ 3)

Scoring Actions Analyzed: how were points made (per player position)





2014-2015

DATA

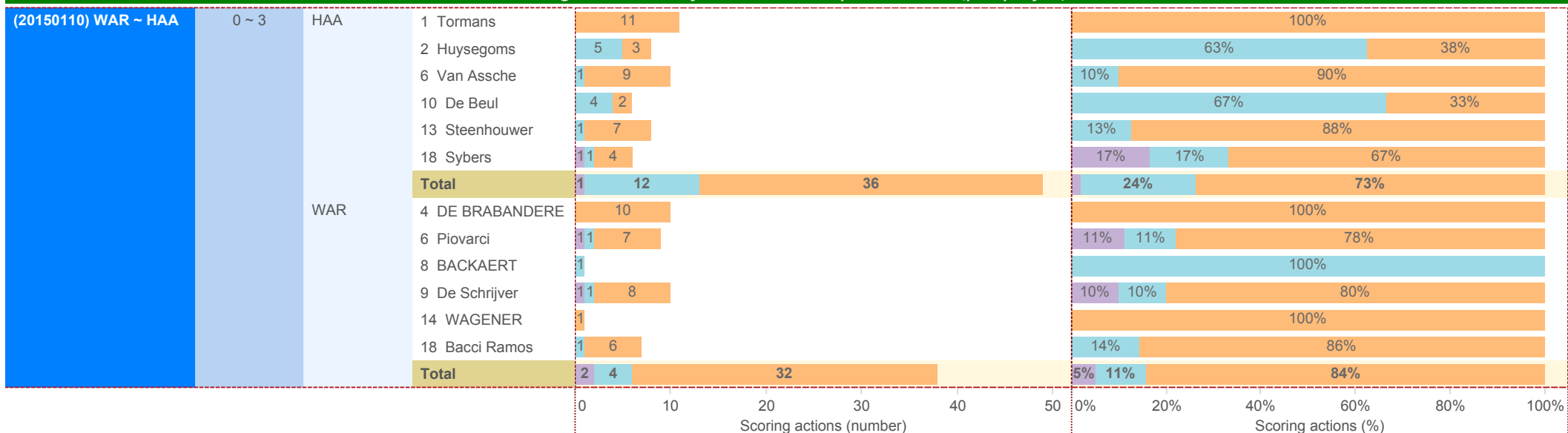
BelgiumVolleyStats.be
By Marnix Acar

© Trainerstuff.be
By Wouter Laroy

VIZ

(20150110) WAR ~ HAA (0 ~ 3)

Scoring Actions Analyzed: how were points made (per player)





2014-2015

DATA

BelgiumVolleyStats.be
By Marnix Acar

© Trainerstuff.be
By Wouter Laroy

VIZ

(20150110) WAR ~ HAA (0 ~ 3)
Skills in detail (per player position): Attack/Block

Category	Team	Position	Game Won	Game Lost	!	-	/	=	Count of SKILL	EFF
A - Attack	HAA	Middle Blocker	5 (42%)	4 (33%)			1 (8%)	2 (17%)	12	17%
		Opposite	15 (38%)	14 (36%)		3 (8%)	2 (5%)	5 (13%)	39	21%
		Setter		1 (100%)					1	0%
		Wing-Spiker	16 (55%)	9 (31%)		1 (3%)	1 (3%)	2 (7%)	29	45%
		Total	36 (44%)	28 (35%)		4 (5%)	4 (5%)	9 (11%)	81	28%
	WAR	Middle Blocker		1 (17%)			4 (67%)	1 (17%)	6	-83%
		Opposite	6 (38%)	4 (25%)			3 (19%)	3 (19%)	16	0%
		Setter	1 (50%)	1 (50%)					2	50%
		Wing-Spiker	25 (38%)	17 (26%)		10 (15%)	5 (8%)	8 (12%)	65	18%
		Total	32 (36%)	23 (26%)		10 (11%)	12 (13%)	12 (13%)	89	9%
B - Block	HAA	Middle Blocker	9 (38%)	7 (29%)		4 (17%)		4 (17%)	24	21%
		Opposite	1 (17%)	2 (33%)		1 (17%)		2 (33%)	6	-17%
		Setter						2 (100%)	2	-100%
		Wing-Spiker	2 (50%)	1 (25%)				1 (25%)	4	25%
		Total	12 (33%)	10 (28%)		5 (14%)		9 (25%)	36	8%
	WAR	Middle Blocker	1 (14%)			4 (57%)		2 (29%)	7	-14%
		Opposite	1 (20%)	2 (40%)				2 (40%)	5	-20%
		Setter						2 (100%)	2	-100%
		Wing-Spiker	2 (13%)	2 (13%)		2 (13%)		10 (63%)	16	-50%
		Total	4 (13%)	4 (13%)		6 (20%)		16 (53%)	30	-40%
			0 20 40 60	0 20 40	0	0 5 10 15	0 10 20	0 10 20 30	0 50 100	-100% 0% 100%
			#	+	!	-	/	=	Count of SKILL	EFF



2014-2015

DATA

BelgiumVolleyStats.be
By Marnix Acar

© Trainerstuff.be
By Wouter Laroy

VIZ

(20150110) WAR ~ HAA (0 ~ 3)

Skills in detail (per player position): Serve/Reception

Skill	Team	Position	Game Won					Game Lost					Count of SKILL	EFF												
			#	+	!	-	/	=																		
S - Serve	HAA	Middle Blocker	1 (6%)	9 ()	2 (12%)	5 (29%)	17	-29%																		
		Opposite	1 (8%)	2 (17%)	5 ()	2 (17%)	12	-8%																		
		Setter	6 (30%)	9 ()	3 (15%)	2 (10%)	20	-10%																		
		Wing-Spiker	7 (29%)	8 ()	5 (21%)	4 (17%)	24	-17%																		
		Total	1 (1%)	16 (22%)	31 ()	12 (16%)	73	-16%																		
	WAR	Middle Blocker	2 (13%)	7 ()	4 (25%)	3 (19%)	16	-19%																		
		Opposite	1 ()	1 (20%)	3 (60%)	5	-60%																			
		Setter	2 (15%)	10 ()	1 (8%)	13	-8%																			
		Wing-Spiker	2 (6%)	8 (26%)	12 (3%)	3 (10%)	1	-10%																		
		Total	2 (3%)	12 (18%)	30 (2%)	8 (12%)	1 (2%)	12 (18%)	65	-15%																
R - Reception	HAA	Libero	6 (30%)	11 (55%)	3 (15%)	20	0%																			
		Setter	1 (100%)	1	0%																					
		Wing-Spiker	2 (6%)	19 (59%)	8 (25%)	1 (3%)	2 (6%)	32	-6%																	
		Total	8 (15%)	30 (57%)	12 (23%)	1 (2%)	2 (4%)	53	-4%																	
		WAR	Libero	6 (33%)	8 (44%)	4 (22%)	18	0%																		
	Wing-Spiker		6 (14%)	23 (55%)	12 (29%)	1 (2%)	42	-2%																		
	Total		12 (20%)	31 (52%)	16 (27%)	1 (2%)	60	-2%																		
			0	10	20	0	20	40	0	20	40	0	10	20	30	0	1	2	0	10	20	0	50	-80%	0%	
			#	+	!	-	/	=	Count of SKILL	EFF																



2014-2015

DATA

BelgiumVolleyStats.be
By Marnix Acar

© Trainerstuff.be
By Wouter Laroy

VIZ

(20150110) WAR ~ HAA (0 ~ 3)

Skills in detail (per player): Attack

A - Attack		HAA	WAR		WAR		WAR		WAR		Count of SKILL	EFF
1	Tormans	11 (58%)	5 (26%)			1 (5%)	1 (5%)	1 (5%)	19	47%		
2	Huysegoms	3 (38%)	3 (38%)					2 (25%)	8	13%		
6	Van Assche	9 (47%)	7 (37%)			1 (5%)	1 (5%)	1 (5%)	19	37%		
10	De Beul	2 (50%)	1 (25%)				1 (25%)		4	25%		
12	Verelst		1 (100%)						1	0%		
13	Steenhouwer	7 (70%)	2 (20%)					1 (10%)	10	60%		
18	Sybers	4 (20%)	9 (45%)			2 (10%)	1 (5%)	4 (20%)	20	-5%		
Total		36 (44%)	28 (35%)			4 (5%)	4 (5%)	9 (11%)	81	28%		
WAR		2 POELMAN		1 (50%)			1 (50%)		2	-50%		
		4 DE BRABANDERE		10 (50%)	6 (30%)	4 (20%)			20	50%		
		6 Piovarci		7 (35%)	4 (20%)	3 (15%)	1 (5%)	5 (25%)	20	5%		
		8 BACKAERT					3 (75%)	1 (25%)	4	-100%		
		9 De Schrijver		8 (32%)	7 (28%)	3 (12%)	4 (16%)	3 (12%)	25	4%		
		14 WAGENER		1 (50%)	1 (50%)				2	50%		
		18 Bacci Ramos		6 (38%)	4 (25%)		3 (19%)	3 (19%)	16	0%		
Total		32 (36%)	23 (26%)			10 (11%)	12 (13%)	12 (13%)	89	9%		
		#	+	!	-	/	=		Count of SKILL	EFF		



2014-2015

DATA

BelgiumVolleyStats.be
By Marnix Acar

© Trainerstuff.be
By Wouter Laroy

VIZ

(20150110) WAR ~ HAA (0 ~ 3)
Skills in detail (per player): Block

B - Block	HAA	WAR						Count of SKILL	EFF	
		#	+	!	-	/	=			
	1 Tormans		2 (67%)				1 (33%)		3	0%
	2 Huysegoms	5 (33%)	3 (20%)			4 (27%)		3 (20%)	15	13%
	6 Van Assche	1 (33%)	1 (33%)				1 (33%)		3	0%
	10 De Beul	4 (44%)	4 (44%)				1 (11%)		9	33%
	12 Verelst						2 (100%)		2	-100%
	13 Steenhouver	1 (100%)							1	100%
	18 Sybers	1 (33%)					2 (67%)		3	-33%
	Total	12 (33%)	10 (28%)			5 (14%)		9 (25%)	36	8%
	WAR									
	2 POELMAN					1 (100%)			1	0%
	4 DE BRABANDERE					2 (40%)		3 (60%)	5	-60%
	6 Piovarci	1 (14%)	1 (14%)				5 (71%)		7	-57%
	7 DEVILLE					2 (67%)		1 (33%)	3	-33%
	8 BACKAERT	1 (33%)				1 (33%)		1 (33%)	3	0%
	9 De Schrijver	1 (25%)	1 (25%)				2 (50%)		4	-25%
	14 WAGENER						2 (100%)		2	-100%
	18 Bacci Ramos	1 (20%)	2 (40%)				2 (40%)		5	-20%
	Total	4 (13%)	4 (13%)			6 (20%)		16 (53%)	30	-40%
		#	+	!	-	/	=		Count of SKILL	EFF



2014-2015

DATA

BelgiumVolleyStats.be
By Marnix Acar

© Trainerstuff.be
By Wouter Laroy

VIZ

(20150110) WAR ~ HAA (0 ~ 3)

Skills in detail (per player): Serve

S - Serve		Player	WAR					HAA				
			#	+	!	-	/	=	Count of SKILL	EFF		
S - Serve	HAA	1 Tormans		1 (17%)	2 (0)	2 (33%)		1 (17%)	6	-17%		
		2 Huysegoms			5 (0)	1 (13%)		2 (25%)	8	-25%		
		6 Van Assche		6 (43%)	4 (0)	3 (21%)		1 (7%)	14	-7%		
		10 De Beul		1 (11%)	4 (0)	1 (11%)		3 (33%)	9	-33%		
		12 Verelst		4 (25%)	9 (0)	2 (13%)		1 (6%)	16	-6%		
		13 Steenhouver		1 (10%)	4 (0)	2 (20%)		3 (30%)	10	-30%		
		14 Verspecht		2 (50%)		1 (25%)		1 (25%)	4	-25%		
		18 Sybers	1 (17%)	1 (17%)	3 (0)			1 (17%)	6	0%		
		Total	1 (1%)	16 (22%)	31 (0)	12 (16%)		13 (18%)	73	-16%		
	WAR	2 POELMAN			1 (0)				1	0%		
		4 DE BRABANDERE		3 (30%)	5 (0)	2 (20%)			10	0%		
		6 Piovarci	1 (13%)	2 (25%)	2 (13%)		1 (13%)	2 (25%)	8	-13%		
		7 DEVILLE		1 (17%)	2 (0)	3 (50%)			6	0%		
		8 BACKAERT		1 (11%)	4 (0)	1 (11%)		3 (33%)	9	-33%		
		9 De Schrijver	1 (8%)	3 (23%)	5 (0)	1 (8%)		3 (23%)	13	-15%		
		14 WAGENER		2 (15%)	10 (0)			1 (8%)	13	-8%		
		18 Bacci Ramos			1 (0)	1 (20%)		3 (60%)	5	-60%		
		Total	2 (3%)	12 (18%)	30 (2%)	8 (12%)	1 (2%)	12 (18%)	65	-15%		
			#	+	!	-	/	=	Count of SKILL	EFF		



2014-2015

DATA

BelgiumVolleyStats.be
By Marnix Acar

© Trainerstuff.be
By Wouter Laroy

VIZ

(20150110) WAR ~ HAA (0 ~ 3)
Skills in detail (per player): Reception

R - Reception	Team	Player	Game Won		Game Lost		Total	EFF	
			Count	%	Count	%			
R - Reception	HAA	6 Van Assche	2 (15%)	5 (38%)		5 (38%)	1 (8%)	13	-8%
		11 Van Reeth	6 (30%)	11 (55%)	3 (15%)			20	0%
		12 Verelst			1 (100%)			1	0%
		13 Steenhouwer		14 (74%)	3 (16%)	1 (5%)	1 (5%)	19	-5%
	Total		8 (15%)	30 (57%)	12 (23%)	1 (2%)	2 (4%)	53	-4%
	WAR	4 DE BRABANDERE	3 (14%)	14 (67%)	3 (14%)		1 (5%)	21	-5%
		9 De Schrijver	3 (14%)	9 (43%)	9 (43%)			21	0%
		10 VERBOOMEN	6 (33%)	8 (44%)	4 (22%)			18	0%
		Total		12 (20%)	31 (52%)	16 (27%)	1 (2%)	1 (2%)	60
			#	+	!	-	/	=	Count of SKILL