



2014-2015

DATA

BelgiumVolleyStats.be
By Marnix Acar

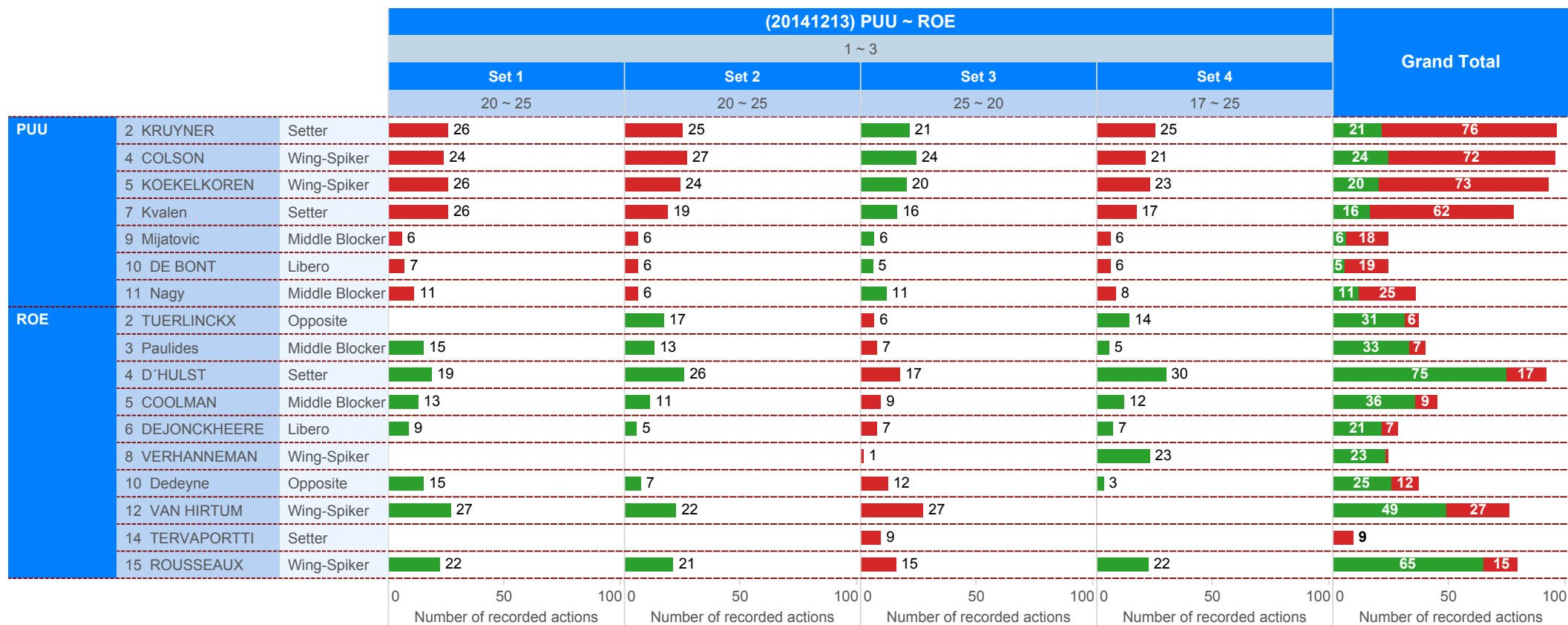
© **Trainerstuff.be**
By Wouter Laroy

VIZ

Scouting data provided by: Marnix Acar - www.BelgiumVolleyStats.be

Data processing and vizualization: Wouter Laroy - www.trainerstuff.be

Questions/Remarks/Suggestions: info@belgiumvolleystats.be - wouterstrainerstuff@gmail.com



■ SET WON ■ SET LOST



2014-2015

DATA

BelgiumVolleyStats.be
By Marnix Acar

© Trainerstuff.be
By Wouter Laroy

VIZ

(20141213) PUU ~ ROE (1 ~ 3)
Game analysis

TOI	ScoringActi..	TOIServe						OPPServe							
		TOISCORE			OPPSCORE			Total	TOISCORE			OPPSCORE			Total
		TOI	OPP	Total	TOI	OPP	Total		TOI	OPP	Total	TOI	OPP	Total	
PUU	A#	10		10		38	38	48	39		39		18	18	57
	S#	6		6				6				7	7	7	
	A=		3	3		5	5	8		4	4	5	5	9	
	A\		9	9		2	2	11		2	2	10	10	12	
	S=					8	8	8		7	7			7	
	E=		1	1		1	1	2				1	1	1	
	D=									1	1				1
	Total	16	13	29	16	38	54	83	39	14	53	16	25	41	94
ROE	A#	18		18		39	39	57	38		38		10	10	48
	S#	7		7				7				6	6	6	
	A=		5	5		4	4	9		5	5	3	3	8	
	A\		10	10		2	2	12		2	2	9	9	11	
	S=					7	7	7		8	8			8	
	E=		1	1				1		1	1	1	1	2	
	D=					1	1	1							1
	Total	25	16	41	14	39	53	94	38	16	54	13	16	29	83

Attack

		Count of SKILL	%SCORE	%SCORE	EFF
5 COOLMAN	ROE	11	73%	0%	73%
15 ROUSSEAU	ROE	28	64%	11%	54%
8 VERHANNEMAN	ROE	6	50%	17%	33%
2 TUERLINCKX	ROE	21	43%	24%	19%
9 Mijatovic	PUU	7	43%	14%	29%
5 KOEKLKOREN	PUU	29	41%	21%	21%
12 VAN HIRTUM	ROE	29	41%	14%	28%
11 Nagy	PUU	10	40%	10%	30%
4 COLSON	PUU	32	38%	19%	19%
7 Kvalen	PUU	49	37%	16%	20%
3 Paulides	ROE	6	33%	17%	17%
10 Dedeyne	ROE	19	21%	21%	0%
2 KRUYNER	PUU	2	0%	0%	0%
4 D'HULST	ROE	1	0%	0%	0%

Block

		Count of SKILL	#
3 Paulides	ROE	18	4
2 KRUYNER	PUU	9	3
5 COOLMAN	ROE	15	3
11 Nagy	PUU	9	3
4 COLSON	PUU	5	2
7 Kvalen	PUU	4	2
15 ROUSSEAU	ROE	6	2
4 D'HULST	ROE	2	1
5 KOEKLKOREN	PUU	1	1
8 VERHANNEMAN	ROE	2	1
10 Dedeyne	ROE	5	1
2 TUERLINCKX	ROE	4	
9 Mijatovic	PUU	4	
12 VAN HIRTUM	ROE	6	
14 TERVAPORTTI	ROE	1	

Serve

		Count of SKILL	%	%
8 VERHANNEMAN	ROE	4	25%	50%
11 Nagy	PUU	15	20%	7%
5 COOLMAN	ROE	17	12%	6%
15 ROUSSEAU	ROE	18	11%	6%
10 Dedeyne	ROE	10	10%	10%
3 Paulides	ROE	12	8%	
7 Kvalen	PUU	14	7%	7%
4 COLSON	PUU	15	7%	7%
5 KOEKLKOREN	PUU	17	6%	6%
2 KRUYNER	PUU	10		
2 TUERLINCKX	ROE	5		
4 D'HULST	ROE	17		
9 Mijatovic	PUU	12		33%
12 VAN HIRTUM	ROE	10		20%
14 TERVAPORTTI	ROE	1		

Reception

		Count of SKILL	%	%	%
8 VERHANNEMAN	ROE	11	27%	27%	9%
10 DE BONT	PUU	8	25%	50%	13%
5 KOEKLKOREN	PUU	37	24%	32%	8%
6 DEJONCKHEERE	ROE	14	21%	29%	14%
15 ROUSSEAU	ROE	20	20%	35%	
12 VAN HIRTUM	ROE	28	18%	46%	11%
4 COLSON	PUU	39	8%	31%	8%
2 KRUYNER	PUU	2			
3 Paulides	ROE	1			
5 COOLMAN	ROE	1		100%	
11 Nagy	PUU	1			

UPPER:

TOI = Team of Interest = Team analyzed OPP = Opponent
 XXXServe = who served XXXSCORE = who got the point



2014-2015

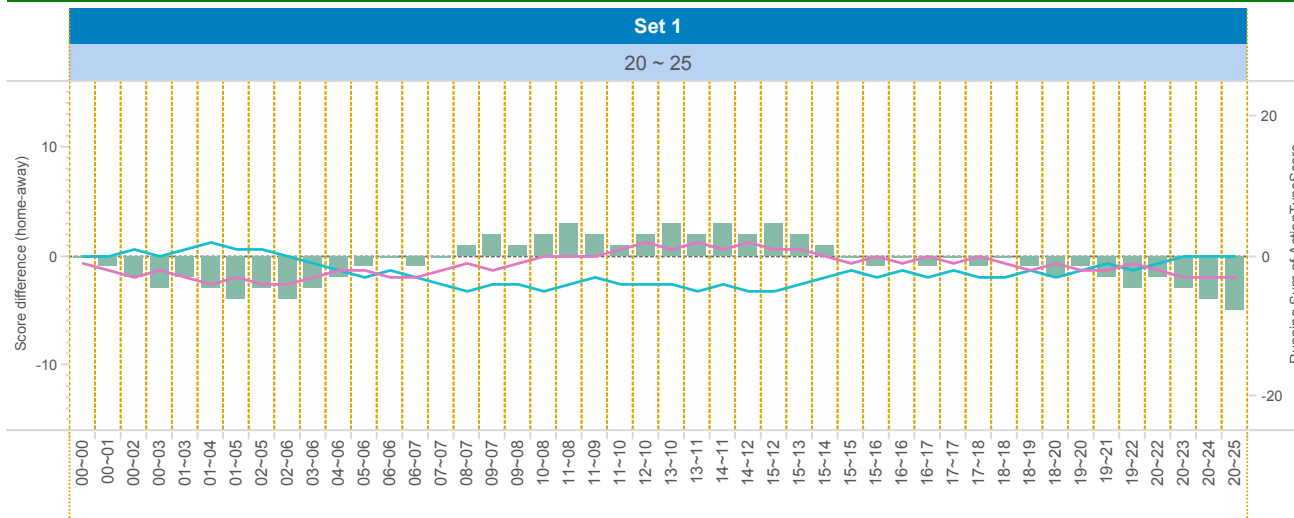
DATA

BelgiumVolleyStats.be
By Marnix Acar

© Trainerstuff.be
By Wouter laroy

VIZ

(20141213) PUU ~ ROE (1 ~ 3)
Set analysis - Set 1



TEAM_NAME

- PUU
- ROE

UPPER LEFT:

+1: A# - B# - S# -1: A=, A/, B=, B/, S=, R=, D=, F=, S=

LOWER LEFT:

TOI = Team of Interest = Team analyzed OPP = Opponent
XXXServe = who served XXXSCORE = who got the point

LOWER RIGHT:

Attack sorted on #SCORE

		Set 1													
		TOIServe						OPPServe							
		TOIScore			OPPScore			Total	TOIScore			OPPScore			Total
TOI	Scorin..	TOI	OPP	Total	TOI	OPP	Total		TOI	OPP	Total	TOI	OPP	Total	
PUU	A#	3		3		9	9	12	10		10		5	5	15
	S#	1		1				1					1	1	1
	A=		1	1	1		1	2		1	1	1		1	2
	A/		2	2				2		1	1	3		3	4
	S=					4		4		1	1			1	1
	E=											1		1	1
	Total		4	3	7	5	9	14	21	10	3	13	5	6	11
ROE	A#	5		5		10	10	15	9		9		3	3	12
	S#	1		1				1					1	1	1
	A=		1	1	1		1	2		1	1	1		1	2
	A/		3	3	1		1	4			2	2		2	2
	S=					1		1		4	4				4
	E=		1	1				1							1
	Total		6	5	11	3	10	13	24	9	5	14	3	4	7

Attacking skills

		Count of SKILL	#SCORE	#SCORE%	NOSCORE	NOSCORE%	=SCORE	=SCORE%	EFF	
15	ROUSSEAU	ROE	8	6	75%	1	13%	1	13%	63%
12	VAN HIRTUM	ROE	14	5	36%	8	57%	1	7%	29%
4	COLSON	PUU	10	4	40%	5	50%	1	10%	30%
5	KOEKELKOREN	PUU	9	4	44%	4	44%	1	11%	33%
5	COOLMAN	ROE	3	3	100%	0	0%	0	0%	100%
7	Kvalen	PUU	15	3	20%	10	67%	2	13%	7%
9	Mijatovic	PUU	2	1	50%	1	50%	0	0%	50%
11	Nagy	PUU	3	1	33%	1	33%	1	33%	0%
3	Paulides	ROE	2	0	0%	1	50%	1	50%	-50%
10	Dedeyne	ROE	5	0	0%	3	60%	2	40%	-40%



2014-2015

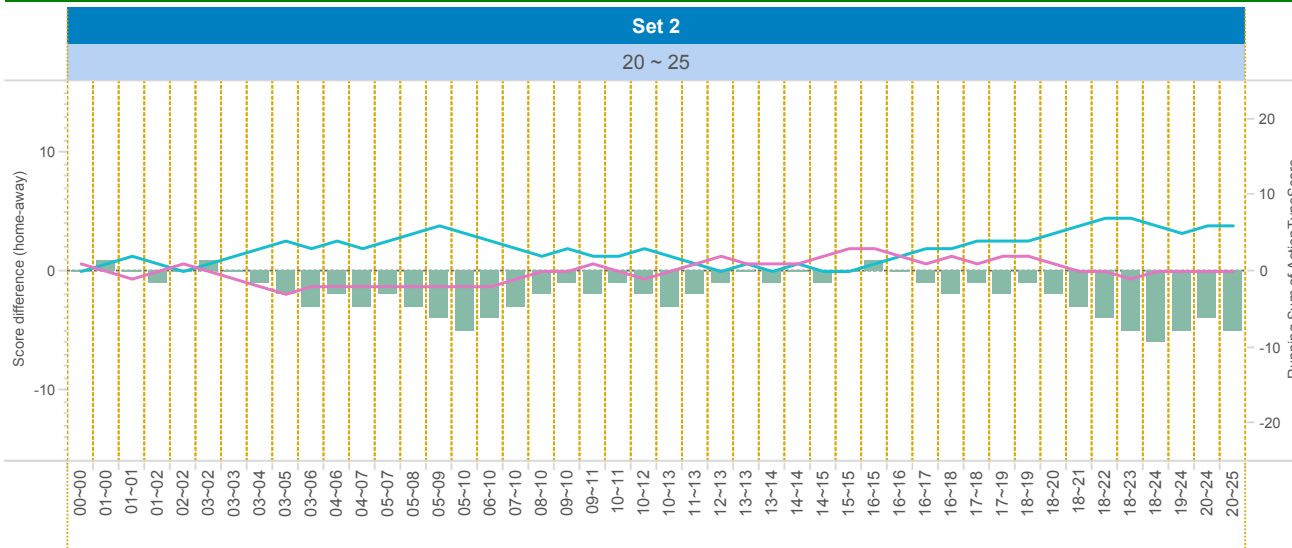
DATA

BelgiumVolleyStats.be
By Marnix Acar

© Trainerstuff.be
By Wouter Iaroy

ZIV

(20141213) PUU ~ ROE (1 ~ 3)
Set analysis - Set 2



TEAM_NAME

PUU

ROE

UPPER LEFT:

+1: A# - B# - S# -1: A=, A/, B=, B/, S=, R=, D=, F=, S=

LOWER LEFT:

TOI = Team of Interest = Team analyzed OPP = Opponent
XXXServe = who served XXXSCORE = who got the point

LOWER RIGHT:

Attack sorted on #SCORE

Attacking skills

		Set 2													
		TOIServe						OPPServe							
		TOIScore			OPPScore			Total	TOIScore			OPPScore			Total
TOI	Scorin..	TOI	OPP	Total	TOI	OPP	Total	TOI	OPP	Total	TOI	OPP	Total	Total	
PUU	A#	3		3		9	9	12	8		8		6	6	14
	S#	1		1				1				4	4	4	
	A=		2	2	1		1	3		2	2	1	1	3	
	A/		2	2	1		1	3		1	1	2	2	3	
	S=									1	1			1	
	E=				1		1	1							1
	Total		4	4	8	3	9	12	20	8	4	12	3	10	13
ROE	A#	6		6		8	8	14	9		9		3	3	12
	S#	4		4				4				1	1	1	
	A=		1	1	2		2	3		1	1	2	2	3	
	A/		2	2	1		1	3		1	1	2	2	3	
	S=				1		1	1						1	
	E=									1	1				1
	Total		10	3	13	4	8	12	25	9	3	12	4	4	8

		Count of SKILL	#SCORE	#SCORE%	NOSCORE	NOSCORE%	=SCORE	=SCORE%	EFF
5 KOEKLKOREN	PUU	9	5	56%	3	33%	1	11%	44%
12 VAN HIRTUM	ROE	8	5	63%	3	38%	0	0%	63%
7 Kvalen	PUU	12	4	33%	7	58%	1	8%	25%
15 ROUSSEAUX	ROE	6	4	67%	1	17%	1	17%	50%
2 TUERLINCKX	ROE	9	2	22%	3	33%	4	44%	-22%
4 COLSON	PUU	7	2	29%	2	29%	3	43%	-14%
5 COOLMAN	ROE	3	2	67%	1	33%	0	0%	67%
3 Paulides	ROE	3	1	33%	2	67%	0	0%	33%
10 Dedeyne	ROE	4	1	25%	1	25%	2	50%	-25%
9 Mijatovic	PUU	1	0	0%	1	100%	0	0%	0%
11 Nagy	PUU	1	0	0%	1	100%	0	0%	0%



2014-2015

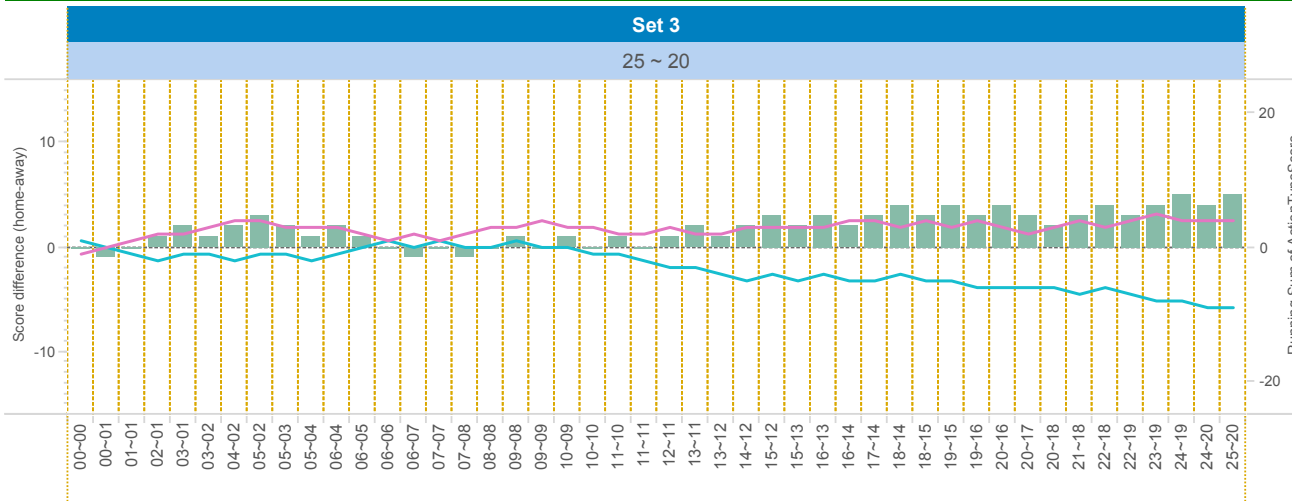
DATA

BelgiumVolleyStats.be
By Marnix Acar

© Trainerstuff.be
By Wouter Laroy

ZIV

(20141213) PUU ~ ROE (1 ~ 3)
Set analysis - Set 3



TEAM_NAME

- PUU
- ROE

UPPER LEFT:

+1: A# - B# - S# -1: A=, A/, B=, B/, S=, R=, D=, F=, S=

LOWER LEFT:

TOI = Team of Interest = Team analyzed OPP = Opponent
XXXServe = who served XXXSCORE = who got the point

LOWER RIGHT:

Attack sorted on #SCORE

		Set 3															
		TOIServe							OPPServe								
		TOIScore			OPPScore				Total	TOIScore			OPPScore				Total
TOI	Scorin..	TOI	OPP	Total	TOI	OPP	Total	TOI		OPP	Total	TOI	OPP	Total	Total		
PUU	A#	2		2		9	9	11	10		10		1	1	11		
	S#	3		3			3	3						3			
	A=				3		3	3		1	1		2	2	3		
	A/		3	3	1		1	4				1		1	1		
	S=				3		3	3		4	4				4		
	E=		1	1				1									
	D=									1	1				1		
	Total	5	4	9	7	9	16	25	10	6	16	3	1	4	20		
ROE	A#	1		1		10	10	11	9		9		2	2	11		
	S#											3		3			
	A=		2	2	1		1	3		3	3			3			
	A/		1	1			1	1		1	1	3		3	4		
	S=				4		4	4		3	3				3		
	E=											1		1	1		
	D=				1		1	1									
	Total	1	3	4	6	10	16	20	9	7	16	4	5	9	25		

Attacking skills

		Count of SKILL	#SCORE	#SCORE%	NOSCORE	NOSCORE%	=SCORE	=SCORE%	EFF	
7	Kvalen	PUU	9	5	56%	2	22%	2	22%	33%
15	ROUSSEAUX	ROE	6	4	67%	1	17%	1	17%	50%
4	COLSON	PUU	6	2	33%	3	50%	1	17%	17%
5	KOEKELKOREN	PUU	8	2	25%	3	38%	3	38%	-13%
10	Dedeyne	ROE	8	2	25%	6	75%	0	0%	25%
11	Nagy	PUU	3	2	67%	1	33%	0	0%	67%
12	VAN HIRTUM	ROE	7	2	29%	2	29%	3	43%	-14%
2	TUERLINCKX	ROE	3	1	33%	2	67%	0	0%	33%
3	Paulides	ROE	1	1	100%	0	0%	0	0%	100%
9	Mijatovic	PUU	2	1	50%	0	0%	1	50%	0%
2	KRUYNER	PUU	1	0	0%	1	100%	0	0%	0%
5	COOLMAN	ROE	1	0	0%	1	100%	0	0%	0%



2014-2015

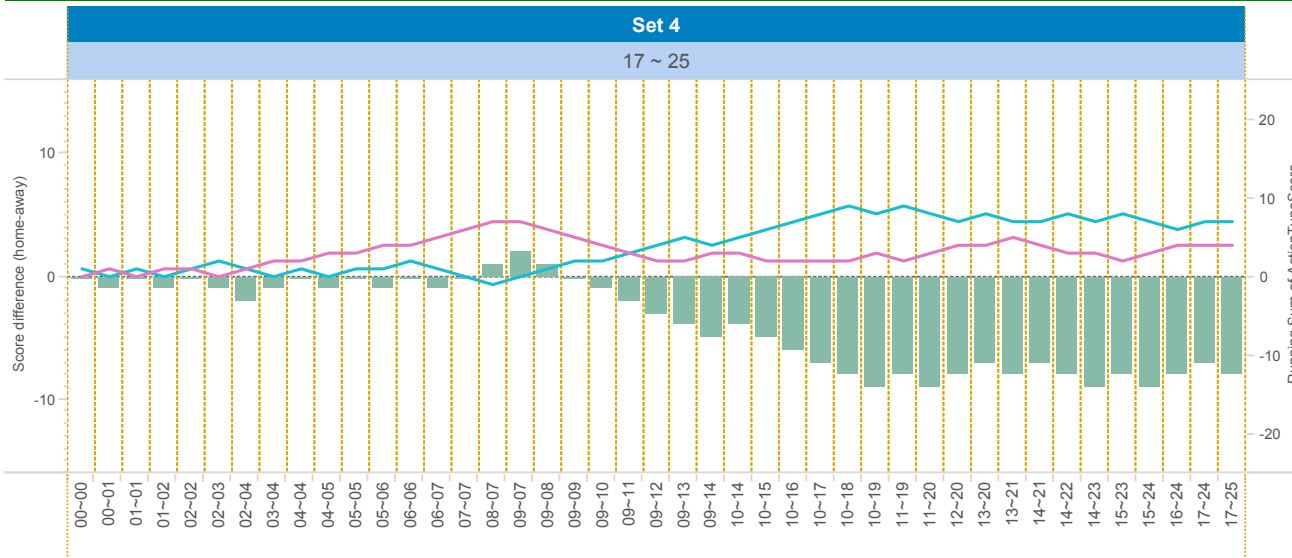
DATA

BelgiumVolleyStats.be
By Marnix Acar

© Trainerstuff.be
By Wouter Laroy

ZIV

(20141213) PUU ~ ROE (1 ~ 3)
Set analysis - Set 4



TEAM_NAME

- PUU
- ROE

UPPER LEFT:

+1: A# - B# - S# -1: A=, A/, B=, B/, S=, R=, D=, F=, S=

LOWER LEFT:

TOI = Team of Interest = Team analyzed OPP = Opponent
XXXServe = who served XXXSCORE = who got the point

LOWER RIGHT:

Attack sorted on #SCORE

Attacking skills

		Set 4													
		TOIServe						OPPServe							
		TOIScore		OPPScore		Total	TOIScore		OPPScore		Total	Total			
TOI	Scorin..	TOI	OPP	Total	TOI	OPP	Total	TOI	OPP	Total	TOI	OPP	Total		
PUU	A#	2		2		11	11	13			11		6	6	17
	S#	1		1				1					2	2	2
	A=										1		1	1	1
	A/		2	2				2				4		4	4
	S=				1		1	1		1	1				1
	Total		3	2	5	1	11	12	17	11	1	12	5	8	13
ROE	A#	6		6		11	11	17	11		11		2	2	13
	S#	2		2				2					1	1	1
	A=		1	1				1							1
	A/		4	4				4				2		2	2
	S=				1		1	1		1	1				1
	Total		8	5	13	1	11	12	25	11	1	12	2	3	5

		Count of SKILL	#SCORE	#SCORE%	NOSCORE	NOSCORE%	=SCORE	=SCORE%	EFF	
2	TUERLINCKX	ROE	9	6	67%	2	22%	1	11%	56%
7	Kvalen	PUU	13	6	46%	4	31%	3	23%	23%
4	COLSON	PUU	9	4	44%	4	44%	1	11%	33%
15	ROUSSEAU	ROE	8	4	50%	4	50%	0	0%	50%
5	COOLMAN	ROE	4	3	75%	1	25%	0	0%	75%
8	VERHANNEMAN	ROE	6	3	50%	2	33%	1	17%	33%
5	KOEKELKOREN	PUU	3	1	33%	1	33%	1	33%	0%
9	Mijatovic	PUU	2	1	50%	1	50%	0	0%	50%
10	Dedeyne	ROE	2	1	50%	1	50%	0	0%	50%
11	Nagy	PUU	3	1	33%	2	67%	0	0%	33%
2	KRUYNER	PUU	1	0	0%	1	100%	0	0%	0%
4	D'HULST	ROE	1	0	0%	1	100%	0	0%	0%



2014-2015

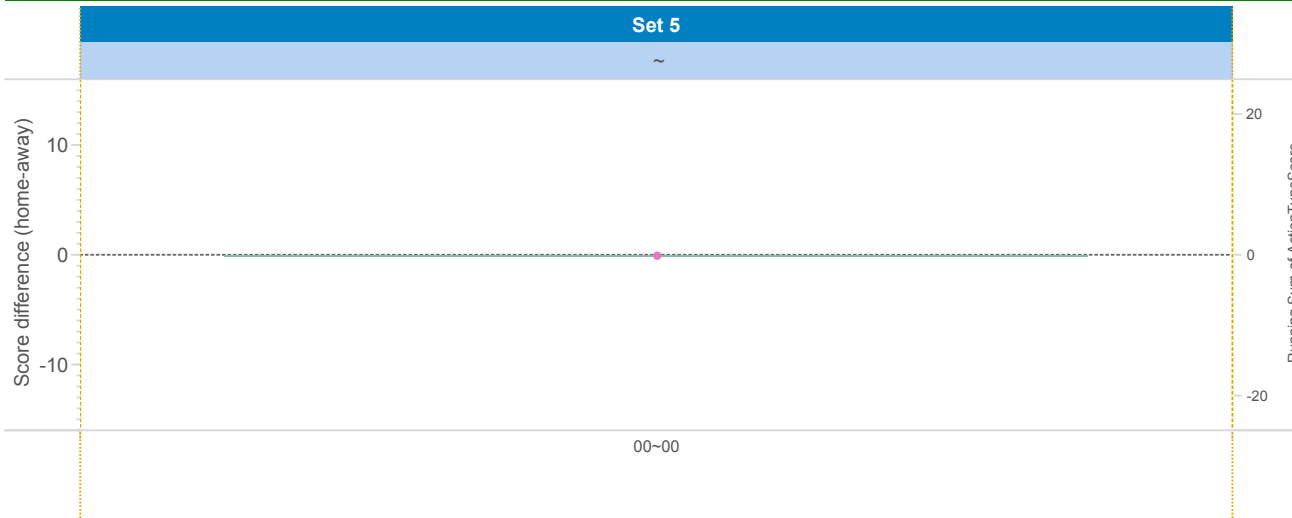
DATA

BelgiumVolleyStats.be
By Marnix Acar

© Trainerstuff.be
By Wouter Laroy

VIZ

(20141213) PUU ~ ROE (1 ~ 3)
Set analysis - Set 5



TEAM_NAME

PUU

UPPER LEFT:

+1: A# - B# - S# -1: A=, A/, B=, B/, S=, R=, D=, F=, S=

LOWER LEFT:

TOI = Team of Interest = Team analyzed OPP = Opponent
XXXServe = who served XXXSCORE = who got the point

LOWER RIGHT:

Attack sorted on #SCORE

Attacking skills

		Count of SKILL	#SCORE	#SCORE%	NOSCORE	NOSCORE%	=SCORE	=SCORE%	EFF	
7	Kvalen	PUU	49	18	37%	23	47%	8	16%	20%
15	ROUSSEAUX	ROE	28	18	64%	7	25%	3	11%	54%
4	COLSON	PUU	32	12	38%	14	44%	6	19%	19%
5	KOEKELKOREN	PUU	29	12	41%	11	38%	6	21%	21%
12	VAN HIRTUM	ROE	29	12	41%	13	45%	4	14%	28%
2	TUERLINCKX	ROE	21	9	43%	7	33%	5	24%	19%
5	COOLMAN	ROE	11	8	73%	3	27%	0	0%	73%
10	Dedeyne	ROE	19	4	21%	11	58%	4	21%	0%
11	Nagy	PUU	10	4	40%	5	50%	1	10%	30%
8	VERHANNEMAN	ROE	6	3	50%	2	33%	1	17%	33%
9	Mijatovic	PUU	7	3	43%	3	43%	1	14%	29%
3	Paulides	ROE	6	2	33%	3	50%	1	17%	17%
2	KRUYNER	PUU	2	0	0%	2	100%	0	0%	0%
4	D'HULST	ROE	1	0	0%	1	100%	0	0%	0%



2014-2015

DATA

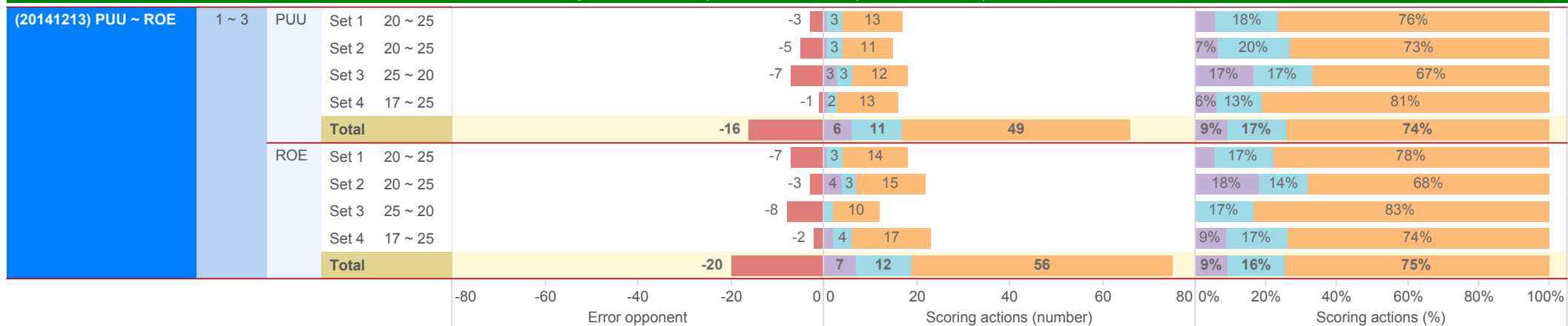
BelgiumVolleyStats.be
By Marnix Acar

© Trainerstuff.be
By Wouter Laroy

VIZ

(20141213) PUU ~ ROE (1 ~ 3)

Scoring Actions Analyzed: how were points made (per set)



S - Serve B - Block A - Attack



2014-2015

DATA

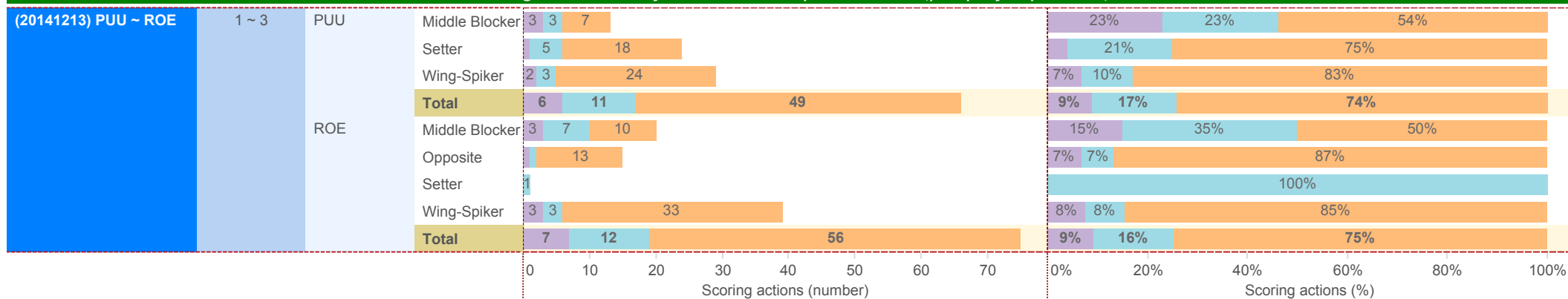
BelgiumVolleyStats.be
By Marnix Acar

© Trainerstuff.be
By Wouter Laroy

VIZ

(20141213) PUU ~ ROE (1 ~ 3)

Scoring Actions Analyzed: how were points made (per player position)



S - Serve B - Block A - Attack



2014-2015

DATA

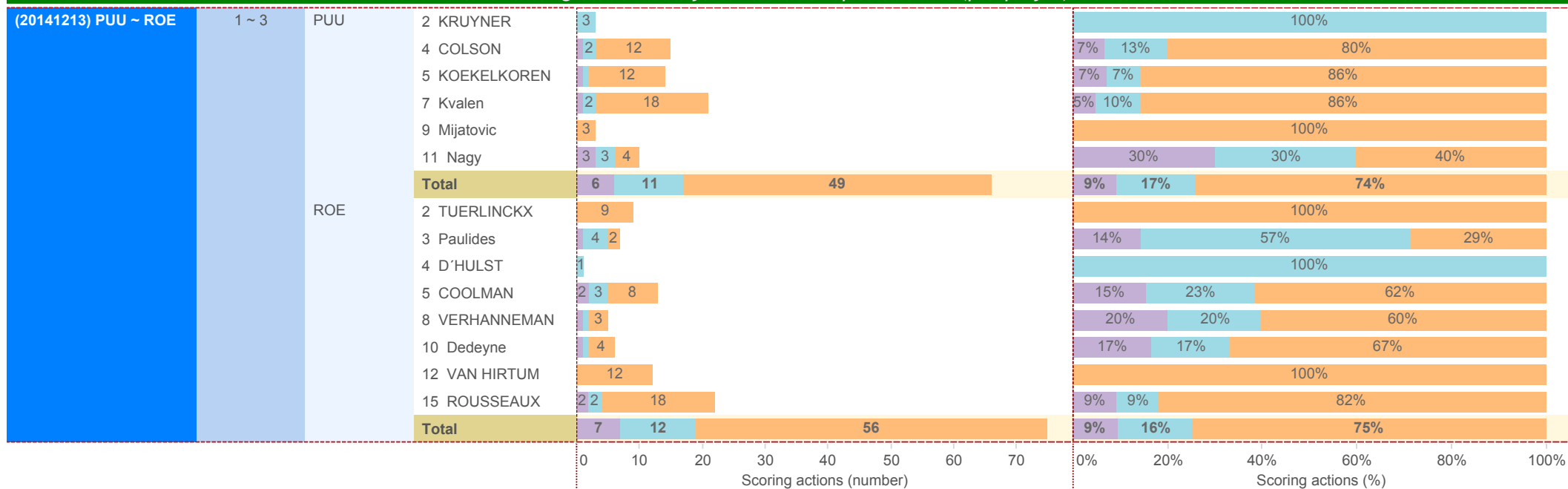
BelgiumVolleyStats.be
By Marnix Acar

© Trainerstuff.be
By Wouter Laroy

VIZ

(20141213) PUU ~ ROE (1 ~ 3)

Scoring Actions Analyzed: how were points made (per player)



S - Serve B - Block A - Attack



2014-2015

DATA

BelgiumVolleyStats.be
By Marnix Acar

© Trainerstuff.be
By Wouter Laroy

VIZ

(20141213) PUU ~ ROE (1 ~ 3)
Skills in detail (per player position): Attack/Block

Category	Position	Game 1						Game 2		Total	EFF
		#	+	!	-	/	=	Count of SKILL	EFF		
A - Attack	PUU	Middle Blocker	7 (41%)	3 (18%)		5 (29%)		2 (12%)	17	29%	
		Setter	18 (35%)	4 (8%)	7 (10%)	14 (27%)	5 (10%)	3 (6%)	51	20%	
		Wing-Spiker	24 (39%)	3 (5%)	3 (11%)	19 (31%)	7 (11%)	5 (8%)	61	20%	
		Total	49 (38%)	10 (8%)	10 (9%)	38 (29%)	12 (9%)	10 (8%)	129	21%	
	ROE	Middle Blocker	10 (59%)	1 (6%)		5 (29%)		1 (6%)	17	53%	
		Opposite	13 (33%)	6 (15%)	1 (13%)	11 (28%)	5 (13%)	4 (10%)	40	10%	
		Setter				1 (100%)			1	0%	
		Wing-Spiker	33 (52%)	3 (5%)	1 (10%)	18 (29%)	6 (10%)	2 (3%)	63	40%	
		Total	56 (46%)	10 (8%)	2 (9%)	35 (29%)	11 (9%)	7 (6%)	121	31%	
		B - Block	PUU	Middle Blocker	3 (23%)	4 (31%)	1 ()			5 (38%)	13
Setter	5 (38%)			1 (8%)	2 ()			5 (38%)	13	0%	
Wing-Spiker	3 (50%)			1 (17%)				2 (33%)	6	17%	
Total	11 (34%)			6 (19%)	3 ()			12 (38%)	32	-3%	
ROE	Middle Blocker		7 (21%)	5 (15%)	5 ()	2 (6%)		14 (42%)	33	-21%	
	Opposite		1 (11%)	1 (11%)	1 ()			6 (67%)	9	-56%	
	Setter		1 (33%)	1 (33%)				1 (33%)	3	0%	
	Wing-Spiker		3 (21%)		4 ()	1 (7%)		6 (43%)	14	-21%	
	Total		12 (20%)	7 (12%)	10 ()	3 (5%)		27 (46%)	59	-25%	



2014-2015

DATA

BelgiumVolleyStats.be
By Marnix Acar

© Trainerstuff.be
By Wouter Laroy

VIZ

(20141213) PUU ~ ROE (1 ~ 3)

Skills in detail (per player position): Serve/Reception

Skill	Position	Player	Game 1					Game 2					Total	EFF
			#	+	!	-	/	=	Count of SKILL	EFF				
S - Serve	PUU	Middle Blocker	3 (11%)	5 (19%)	7 (11%)	4 (15%)	3 (11%)	5 (19%)	27	-7%				
		Setter	1 (4%)	11 (46%)	6 ()	5 (21%)	1 (4%)	24	0%					
		Wing-Spiker	2 (6%)	7 (22%)	15 ()	6 (19%)	2 (6%)	32	0%					
		Total	6 (7%)	23 (28%)	28 (4%)	15 (18%)	3 (4%)	8 (10%)	83	-2%				
	ROE	Middle Blocker	3 (10%)	14 (48%)	8 ()	3 (10%)	1 (3%)	29	7%					
		Opposite	1 (7%)	5 (33%)	6 (7%)	1 (7%)	1 (7%)	15	0%					
		Setter	5 (28%)	7 ()	6 (33%)	3 (9%)	5 (16%)	18	0%					
		Wing-Spiker	3 (9%)	10 (31%)	7 (9%)	4 (13%)	3 (9%)	32	-6%					
	Total	7 (7%)	34 (36%)	28 (4%)	14 (15%)	4 (4%)	7 (7%)	94	0%					
	R - Reception	PUU	Libero	2 (25%)	4 (50%)	1 (13%)	1 (13%)	1 (13%)	8	-13%				
Middle Blocker					1 (100%)			1	0%					
Setter					2 (100%)			2	0%					
Wing-Spiker			12 (16%)	24 (32%)	6 (5%)	24 (32%)	4 (5%)	6 (8%)	76	-8%				
Total		14 (16%)	28 (32%)	6 (5%)	28 (32%)	4 (5%)	7 (8%)	87	-8%					
ROE		Libero	3 (21%)	4 (29%)	3 (7%)	1 (7%)	1 (7%)	2 (14%)	14	-14%				
		Middle Blocker		1 (50%)			1 (50%)		2	0%				
		Wing-Spiker	12 (20%)	23 (39%)	7 (2%)	12 (20%)	1 (2%)	4 (7%)	59	-7%				
		Total	15 (20%)	28 (37%)	10 (4%)	13 (17%)	3 (4%)	6 (8%)	75	-8%				
			0 10 20	0 20 40 60	0 20 40	0 20 40	0 2 4 6	0 5 10	0 50 100	-20% 0%				
		#	+	!	-	/	=	Count of SKILL	EFF					



2014-2015

DATA

BelgiumVolleyStats.be
By Marnix Acar

© Trainerstuff.be
By Wouter Laroy

VIZ

(20141213) PUU ~ ROE (1 ~ 3)
Skills in detail (per player): Attack

A - Attack	PUU	2 KRUYNER	4 COLSON	5 KOEKELKOREN	7 Kvalen	9 Mijatovic	11 Nagy	Total	ROE	2 TUERLINCKX	3 Paulides	4 D'HULST	5 COOLMAN	8 VERHANNEMAN	10 Dedeyne	12 VAN HIRTUM	15 ROUSSEAUX	Total	#	+	!	-	/	=	Count of SKILL	EFF
		1 (0)	1 (3%)	2 (6%)	11 (34%)	2 (6%)	4 (13%)	2	0%																	
		12 (38%)	12 (41%)	18 (37%)	3 (43%)	4 (40%)	10 (8%)	10 (9%)	38 (29%)	12 (9%)	10 (8%)	129	21%													
		1 (0)	2 (7%)	1 (17%)	8 (28%)	5 (17%)	1 (3%)	29	21%																	
		4 (8%)	6 (10%)	13 (27%)	5 (10%)	3 (6%)	49	20%																		
		1 (14%)	2 (29%)	1 (14%)	7	29%																				
		2 (20%)	3 (30%)	1 (10%)	10	30%																				
		1 (0)	1 (3%)	2 (6%)	11 (34%)	2 (6%)	4 (13%)	2	0%																	
		12 (38%)	12 (41%)	18 (37%)	3 (43%)	4 (40%)	10 (8%)	10 (9%)	38 (29%)	12 (9%)	10 (8%)	129	21%													
		1 (0)	2 (7%)	1 (17%)	8 (28%)	5 (17%)	1 (3%)	29	21%																	
		4 (8%)	6 (10%)	13 (27%)	5 (10%)	3 (6%)	49	20%																		
		1 (14%)	2 (29%)	1 (14%)	7	29%																				
		2 (20%)	3 (30%)	1 (10%)	10	30%																				
		1 (0)	1 (3%)	2 (6%)	11 (34%)	2 (6%)	4 (13%)	2	0%																	
		12 (38%)	12 (41%)	18 (37%)	3 (43%)	4 (40%)	10 (8%)	10 (9%)	38 (29%)	12 (9%)	10 (8%)	129	21%													
		1 (0)	2 (7%)	1 (17%)	8 (28%)	5 (17%)	1 (3%)	29	21%																	
		4 (8%)	6 (10%)	13 (27%)	5 (10%)	3 (6%)	49	20%																		
		1 (14%)	2 (29%)	1 (14%)	7	29%																				
		2 (20%)	3 (30%)	1 (10%)	10	30%																				
		1 (0)	1 (3%)	2 (6%)	11 (34%)	2 (6%)	4 (13%)	2	0%																	
		12 (38%)	12 (41%)	18 (37%)	3 (43%)	4 (40%)	10 (8%)	10 (9%)	38 (29%)	12 (9%)	10 (8%)	129	21%													
		1 (0)	2 (7%)	1 (17%)	8 (28%)	5 (17%)	1 (3%)	29	21%																	
		4 (8%)	6 (10%)	13 (27%)	5 (10%)	3 (6%)	49	20%																		
		1 (14%)	2 (29%)	1 (14%)	7	29%																				
		2 (20%)	3 (30%)	1 (10%)	10	30%																				
		1 (0)	1 (3%)	2 (6%)	11 (34%)	2 (6%)	4 (13%)	2	0%																	
		12 (38%)	12 (41%)	18 (37%)	3 (43%)	4 (40%)	10 (8%)	10 (9%)	38 (29%)	12 (9%)	10 (8%)	129	21%													
		1 (0)	2 (7%)	1 (17%)	8 (28%)	5 (17%)	1 (3%)	29	21%																	
		4 (8%)	6 (10%)	13 (27%)	5 (10%)	3 (6%)	49	20%																		
		1 (14%)	2 (29%)	1 (14%)	7	29%																				
		2 (20%)	3 (30%)	1 (10%)	10	30%																				
		1 (0)	1 (3%)	2 (6%)	11 (34%)	2 (6%)	4 (13%)	2	0%																	
		12 (38%)	12 (41%)	18 (37%)	3 (43%)	4 (40%)	10 (8%)	10 (9%)	38 (29%)	12 (9%)	10 (8%)	129	21%													
		1 (0)	2 (7%)	1 (17%)	8 (28%)	5 (17%)	1 (3%)	29	21%																	
		4 (8%)	6 (10%)	13 (27%)	5 (10%)	3 (6%)	49	20%																		
		1 (14%)	2 (29%)	1 (14%)	7	29%																				
		2 (20%)	3 (30%)	1 (10%)	10	30%																				
		1 (0)	1 (3%)	2 (6%)	11 (34%)	2 (6%)	4 (13%)	2	0%																	
		12 (38%)	12 (41%)	18 (37%)	3 (43%)	4 (40%)	10 (8%)	10 (9%)	38 (29%)	12 (9%)	10 (8%)	129	21%													
		1 (0)	2 (7%)	1 (17%)	8 (28%)	5 (17%)	1 (3%)	29	21%																	
		4 (8%)	6 (10%)	13 (27%)	5 (10%)	3 (6%)	49	20%																		
		1 (14%)	2 (29%)	1 (14%)	7	29%																				
		2 (20%)	3 (30%)	1 (10%)	10	30%																				
		1 (0)	1 (3%)	2 (6%)	11 (34%)	2 (6%)	4 (13%)	2	0%																	
		12 (38%)	12 (41%)	18 (37%)	3 (43%)	4 (40%)	10 (8%)	10 (9%)	38 (29%)	12 (9%)	10 (8%)	129	21%													
		1 (0)	2 (7%)	1 (17%)	8 (28%)	5 (17%)	1 (3%)	29	21%																	
		4 (8%)	6 (10%)	13 (27%)	5 (10%)	3 (6%)	49	20%																		
		1 (14%)	2 (29%)	1 (14%)	7	29%																				
		2 (20%)	3 (30%)	1 (10%)	10	30%																				
		1 (0)	1 (3%)	2 (6%)	11 (34%)	2 (6%)	4 (13%)	2	0%																	
		12 (38%)	12 (41%)	18 (37%)	3 (43%)	4 (40%)	10 (8%)	10 (9%)	38 (29%)	12 (9%)	10 (8%)	129	21%													
		1 (0)	2 (7%)	1 (17%)	8 (28%)	5 (17%)	1 (3%)	29	21%																	
		4 (8%)	6 (10%)	13 (27%)	5 (10%)	3 (6%)	49	20%																		
		1 (14%)	2 (29%)	1 (14%)	7	29%																				
		2 (20%)	3 (30%)	1 (10%)	10	30%																				
		1 (0)	1 (3%)	2 (6%)	11 (34%)	2 (6%)	4 (13%)	2	0%																	
		12 (38%)	12 (41%)	18 (37%)	3 (43%)	4 (40%)	10 (8%)	10 (9%)	38 (29%)	12 (9%)	10 (8%)	129	21%													
		1 (0)	2 (7%)	1 (17%)	8 (28%)	5 (17%)	1 (3%)	29	21%																	
		4 (8%)	6 (10%)	13 (27%)	5 (10%)	3 (6%)	49	20%																		
		1 (14%)	2 (29%)	1 (14%)	7	29%																				
		2 (20%)	3 (30%)	1 (10%)	10	30%																				
		1 (0)	1 (3%)	2 (6%)	11 (34%)	2 (6%)	4 (13%)	2	0%																	
		12 (38%)	12 (41%)	18 (37%)	3 (43%)	4 (40%)	10 (8%)	10 (9%)	38 (29%)	12 (9%)	10 (8%)	129	21%													
		1 (0)	2 (7%)	1 (17%)	8 (28%)	5 (17%)	1 (3%)	29	21%																	
		4 (8%)	6 (10%)	13 (27%)	5 (10%)	3 (6%)	49	20%																		
		1 (14%)	2 (29%)	1 (14%)	7	29%																				



2014-2015

DATA

BelgiumVolleyStats.be
By Marnix Acar

© Trainerstuff.be
By Wouter Laroy

VIZ

(20141213) PUU ~ ROE (1 ~ 3)
Skills in detail (per player): Block

B - Block	PUU	Player	Game Lost					Game Won					Count of SKILL	EFF
			#	+	!	-	/	=	Count of SKILL	EFF				
		2 KRUYNER	3 (33%)	1 (11%)	2 ()				3 (33%)	9	0%			
		4 COLSON	2 (40%)	1 (20%)				2 (40%)	5	0%				
		5 KOEKELKOREN	1 (100%)						1	100%				
		7 Kvalen	2 (50%)					2 (50%)	4	0%				
		9 Mijatovic		3 (75%)				1 (25%)	4	-25%				
		11 Nagy	3 (33%)	1 (11%)	1 ()			4 (44%)	9	-11%				
		Total	11 (34%)	6 (19%)	3 ()			12 (38%)	32	-3%				
		2 TUERLINCKX		1 (25%)				3 (75%)	4	-75%				
		3 Paulides	4 (22%)	3 (17%)	3 ()	1 (6%)		7 (39%)	18	-17%				
		4 D'HULST	1 (50%)	1 (50%)					2	50%				
		5 COOLMAN	3 (20%)	2 (13%)	2 ()	1 (7%)		7 (47%)	15	-27%				
		8 VERHANNEMAN	1 (50%)					1 (50%)	2	0%				
		10 Dedeyne	1 (20%)		1 ()			3 (60%)	5	-40%				
		12 VAN HIRTUM			2 ()	1 (17%)		3 (50%)	6	-50%				
		14 TERVAPORTTI						1 (100%)	1	-100%				
		15 ROUSSEAU	2 (33%)		2 ()			2 (33%)	6	0%				
		Total	12 (20%)	7 (12%)	10 ()	3 (5%)		27 (46%)	59	-25%				
			#	+	!	-	/	=		Count of SKILL		EFF		



2014-2015

DATA

BelgiumVolleyStats.be
By Marnix Acar

© Trainerstuff.be
By Wouter Laroy

VIZ

(20141213) PUU ~ ROE (1 ~ 3)
Skills in detail (per player): Serve

S - Serve	PUU	Player	Game Outcome						Count of SKILL	EFF		
			#	+	!	-	/	=				
S - Serve	PUU	2 KRUYNER		4 (40%)	4 ()	2 (20%)			10	0%		
		4 COLSON	1 (7%)	4 (27%)	7 ()	2 (13%)		1 (7%)	15	0%		
		5 KOEKELKOREN	1 (6%)	3 (18%)	8 ()	4 (24%)		1 (6%)	17	0%		
		7 Kvalen	1 (7%)	7 (50%)	2 ()	3 (21%)		1 (7%)	14	0%		
		9 Mijatovic		5 (42%)	2 (8%)		1 (8%)	4 (33%)	12	-33%		
		11 Nagy	3 (20%)		5 (13%)	4 (27%)	2 (13%)	1 (7%)	15	13%		
		Total	6 (7%)	23 (28%)	28 (4%)	15 (18%)	3 (4%)	8 (10%)	83	-2%		
		ROE	ROE	2 TUERLINCKX		1 (20%)	3 (20%)		1 (20%)		5	0%
				3 Paulides	1 (8%)	6 (50%)	3 ()	2 (17%)			12	8%
				4 D'HULST		5 (29%)	7 ()	5 (29%)			17	0%
5 COOLMAN	2 (12%)			8 (47%)	5 ()	1 (6%)		1 (6%)	17	6%		
8 VERHANNEMAN	1 (25%)				1 ()			2 (50%)	4	-25%		
10 Dedeyne	1 (10%)			4 (40%)	3 ()	1 (10%)		1 (10%)	10	0%		
12 VAN HIRTUM				4 (40%)	2 (10%)	1 (10%)	1 (10%)	2 (20%)	10	-20%		
14 TERVAPORTTI						1 (100%)			1	0%		
15 ROUSSEAU	2 (11%)	6 (33%)	4 (11%)	3 (17%)	2 (11%)	1 (6%)	18	6%				
Total	7 (7%)	34 (36%)	28 (4%)	14 (15%)	4 (4%)	7 (7%)	94	0%				
		#	+	!	-	/	=	Count of SKILL	EFF			



2014-2015

DATA

BelgiumVolleyStats.be
By Marnix Acar

© Trainerstuff.be
By Wouter Laroy

VIZ

(20141213) PUU ~ ROE (1 ~ 3)
Skills in detail (per player): Reception

R - Reception	PUU	2 KRUYNER	4 COLSON	5 KOEKELKOREN	10 DE BONT	11 Nagy	Total	ROE	3 Paulides	5 COOLMAN	6 DEJONCKHEERE	8 VERHANNEMAN	12 VAN HIRTUM	15 ROUSSEAUX	Total	#	+	!	-	/	=	Count of SKILL	EFF
			3 (8%)	9 (24%)	2 (25%)		14 (16%)				3 (21%)	3 (27%)	5 (18%)	4 (20%)	15 (20%)								
			12 (31%)	12 (32%)	4 (50%)		28 (32%)			1 (100%)	4 (29%)	3 (27%)	13 (46%)	7 (35%)	28 (37%)								
			3 (8%)	3 (3%)			6 (5%)				3 (7%)		4 (4%)	3 ()	10 (4%)								
			2 (100%)	9 (24%)	1 (13%)	1 (100%)	28 (32%)			1 (100%)	1 (7%)	4 (36%)	2 (7%)	6 (30%)	13 (17%)								
			3 (8%)	1 (3%)			4 (5%)				1 (7%)	1 (4%)	1 (4%)	3 (4%)	3 (4%)								
			3 (8%)	3 (8%)	1 (13%)		7 (8%)				2 (14%)	1 (9%)	3 (11%)	6 (8%)	6 (8%)								
			2	39	37	8	87		1	1	14	11	28	20	75								
				-8%	-8%	-13%	-8%				-14%	-9%	-11%	0%	-8%								