



2014-2015

DATA

BelgiumVolleyStats.be
By Marnix Acar

© **Trainerstuff.be**
By Wouter Laroy

VIZ

Scouting data provided by: Marnix Acar - www.BelgiumVolleyStats.be

Data processing and vizualization: Wouter Laroy - www.trainerstuff.be

Questions/Remarks/Suggestions: info@belgiumvolleystats.be - wouterstrainerstuff@gmail.com

		(20141213) MEN ~ MAA				Grand Total	
		1 ~ 3					
		Set 1	Set 2	Set 3	Set 4		
		20 ~ 25	25 ~ 17	22 ~ 25	21 ~ 25		
MAA	2 Dumont	Libero	9	10	3	4	16 10
	3 Broshog	Middle Blocker	15	6	10	8	33 6
	8 RAYMAEKERS	Middle Blocker	6	6	6	7	19 6
	9 Lecat	Wing-Spiker	15	15	15	10	40 15
	10 Höhne	Wing-Spiker	9	6	11		20 6
	12 Parkinson	Middle Blocker		2		1	1
	14 Padar	Opposite	12	12	17	18	47 12
	16 Grozdanov	Wing-Spiker		9	10	21	31 9
18 Lushtaku	Setter	15	18	18	18	51 18	
MEN	1 VAN HAARLEM	Setter	18	13	23	15	13 56
	3 SINNESAEEL	Middle Blocker	11	9	5	5	9 21
	5 Martinez Gion	Wing-Spiker		15	13	19	15 32
	6 LEMAY	Libero	6	1	3	3	12
	7 Louati	Wing-Spiker	13	13	29	19	13 61
	8 VER EECKE	Wing-Spiker	20	8			8 20
	10 COX	Opposite	13	11	11	15	11 39
	11 DELANGHE	Middle Blocker	6	2	6	10	22

■ SET WON ■ SET LOST



2014-2015

DATA

BelgiumVolleyStats.be
By Marnix Acar

© Trainerstuff.be
By Wouter Laroy

VIZ

(20141213) MEN ~ MAA (1 ~ 3)
Game analysis

TOI	ScoringActi..	TOIServe						OPPServe							
		TOISCORE			OPPSCORE			Total	TOISCORE			OPPSCORE			Total
		TOI	OPP	Total	TOI	OPP	Total		TOI	OPP	Total	TOI	OPP	Total	
MAA	A#	9		9		37	37	46	37		37		11	11	48
	S#	4		4			4	4				2	2	2	
	A=		7	7		2	2	9		1	1	12	12	13	
	A/		14	14		1	1	15		2	2	6	6	8	
	S=					13	13	13		15	15			15	
	E=			1	1	2	2	3				1	1	1	
	B=									1	1			1	
	Total	13	22	35	18	37	55	90	37	19	56	19	13	32	88
MEN	A#	11		11		37	37	48	37		37		9	9	46
	S#	2		2			2	2				4	4	4	
	A=		12	12		1	1	13		2	2	7	7	9	
	A/		6	6		2	2	8		1	1	14	14	15	
	S=					15	15	15		13	13			13	
	E=			1	1			1	1		2	2	1	1	3
	B=					1	1	1						1	
	Total	13	19	32	19	37	56	88	37	18	55	22	13	35	90

Attack

		Count of SKILL	%SCORE	%SCORE	EFF	
18	Lushtaku	MAA	3	67%	0%	67%
8	RAYMAEKERS	MAA	11	64%	18%	45%
3	SINNESAEI	MEN	8	63%	13%	50%
1	VAN HAARLEM	MEN	5	60%	0%	60%
8	VER EECKE	MEN	5	60%	20%	40%
5	Martinez Gion	MEN	11	55%	9%	45%
14	Padar	MAA	42	52%	33%	19%
7	Louati	MEN	30	50%	33%	17%
3	Broshog	MAA	9	44%	22%	22%
9	Lecat	MAA	16	44%	13%	31%
10	COX	MEN	35	43%	26%	17%
16	Grozdanov	MAA	7	43%	0%	43%
11	DELANGHE	MEN	8	25%	25%	0%
10	Höhne	MAA	6	17%	17%	0%

Block

		Count of SKILL	#	
3	Broshog	MAA	10	5
8	RAYMAEKERS	MAA	5	4
9	Lecat	MAA	7	3
14	Padar	MAA	4	3
3	SINNESAEI	MEN	3	2
11	DELANGHE	MEN	4	2
1	VAN HAARLEM	MEN	1	1
7	Louati	MEN	3	1
10	COX	MEN	2	1
18	Lushtaku	MAA	3	1
5	Martinez Gion	MEN	2	
10	Höhne	MAA	2	
16	Grozdanov	MAA	2	

Serve

		Count of SKILL	#%	%	
16	Grozdanov	MAA	11	18%	18%
14	Padar	MAA	13	15%	23%
5	Martinez Gion	MEN	13	8%	15%
7	Louati	MEN	13	8%	38%
3	SINNESAEI	MEN	18	6%	6%
1	VAN HAARLEM	MEN	16		13%
3	Broshog	MAA	20		10%
8	RAYMAEKERS	MAA	9		22%
8	VER EECKE	MEN	5		
9	Lecat	MAA	11		
10	COX	MEN	12		33%
10	Höhne	MAA	9		22%
11	DELANGHE	MEN	12		8%
12	Parkinson	MAA	3		33%
18	Lushtaku	MAA	15		7%

Reception

		Count of SKILL	#%	%	%	
2	Dumont	MAA	25	40%	16%	
6	LEMAY	MEN	13	38%	23%	15%
5	Martinez Gion	MEN	20	35%	30%	5%
9	Lecat	MAA	21	33%	10%	5%
10	Höhne	MAA	9	33%		11%
7	Louati	MEN	27	26%	15%	4%
8	VER EECKE	MEN	17	18%	12%	
16	Grozdanov	MAA	19	16%	16%	5%
3	SINNESAEI	MEN	1			

UPPER:

TOI = Team of Interest = Team analyzed OPP = Opponent
 XXXServe = who served XXXSCORE = who got the point



2014-2015

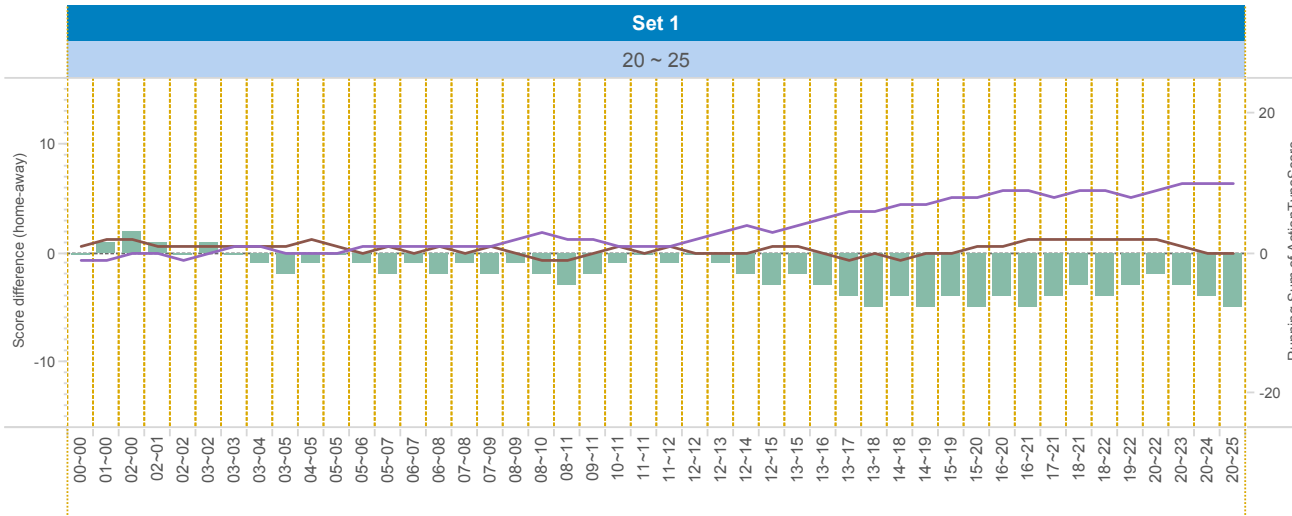
DATA

BelgiumVolleyStats.be
By Marnix Acar

© Trainerstuff.be
By Wouter Iaroy

VIZ

(20141213) MEN ~ MAA (1 ~ 3)
Set analysis - Set 1



TEAM_NAME

- MAA
- MEN

UPPER LEFT:

+1: A# - B# - S# -1: A=, A/, B=, B/, S=, R=, D=, F=, S=

LOWER LEFT:

TOI = Team of Interest = Team analyzed OPP = Opponent
XXXServe = who served XXXSCORE = who got the point

LOWER RIGHT:

Attack sorted on #SCORE

Attacking skills

		Set 1													
		TOIServe						OPPServe							
		TOIScore			OPPScore			Total	TOIScore			OPPScore			Total
TOI	Scorin..	TOI	OPP	Total	TOI	OPP	Total		TOI	OPP	Total	TOI	OPP	Total	
MAA	A#	3		3		10	10	13	9		9		3	3	12
	S#	1		1				1							1
	A=		2	2	1		1	3				2		2	
	A/		4	4				4		1	1	1		2	
	S=				2		2	2		4	4			4	
	E=		1	1	1		1	2							
	Total		4	7	11	4	10	14	25	9	5	14	3	3	6
MEN	A#	3		3		9	9	12	10		10		3	3	13
	S#											1		1	
	A=		2	2				2		1	1	2		3	
	A/		1	1	1		1	2		4	4	4		4	
	S=				4		4	4		2	2			2	
	E=									1	1	1		2	
	Total		3	3	6	5	9	14	20	10	4	14	7	4	11

		Count of SKILL	#SCORE	#SCORE%	NOSCORE	NOSCORE%	=SCORE	=SCORE%	EFF
10 COX	MEN	11	5	45%	3	27%	3	27%	18%
14 Padar	MAA	6	4	67%	0	0%	2	33%	33%
8 VER EECKE	MEN	4	3	75%	0	0%	1	25%	50%
9 Lecat	MAA	5	3	60%	2	40%	0	0%	60%
3 Broshog	MAA	6	2	33%	2	33%	2	33%	0%
3 SINNESAEEL	MEN	4	2	50%	2	50%	0	0%	50%
7 Louati	MEN	5	2	40%	1	20%	2	40%	0%
8 RAYMAEKERS	MAA	2	2	100%	0	0%	0	0%	100%
10 Höhne	MAA	3	1	33%	2	67%	0	0%	33%
11 DELANGHE	MEN	3	1	33%	1	33%	1	33%	0%
1 VAN HAARLEM	MEN	1	0	0%	1	100%	0	0%	0%



2014-2015

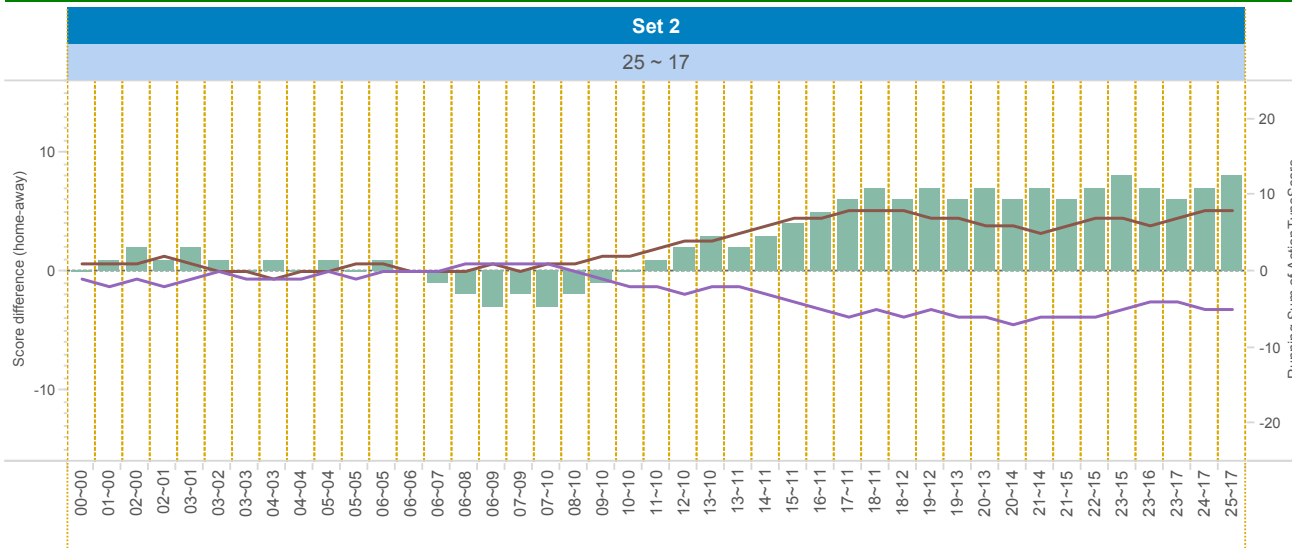
DATA

BelgiumVolleyStats.be
By Marnix Acar

© Trainerstuff.be
By Wouter Laroy

VIZ

(20141213) MEN ~ MAA (1 ~ 3)
Set analysis - Set 2



TEAM_NAME

- MAA
- MEN

UPPER LEFT:

+1: A# - B# - S# -1: A=, A/, B=, B/, S=, R=, D=, F=, S=

LOWER LEFT:

TOI = Team of Interest = Team analyzed OPP = Opponent
XXXServe = who served XXXSCORE = who got the point

LOWER RIGHT:

Attack sorted on #SCORE

		Set 2													
		TOIServe						OPPServe							
		TOIScore			OPPScore			Total	TOIScore			OPPScore			Total
TOI	Scorin..	TOI	OPP	Total	TOI	OPP	Total		TOI	OPP	Total	TOI	OPP	Total	
MAA	A#	1		1		8	8	9	9		9		5	5	14
	S#												1	1	1
	A=		1	1				1					4	4	4
	A/		2	2				2					2	2	2
	S=					4	4	4		3	3				3
	Total		1	3	4	4	8	12	16	9	3	12	6	6	12
MEN	A#	5		5		9	9	14	8		8		1	1	9
	S#	1		1				1							1
	A=		4	4				4				1	1	1	
	A/		2	2				2				2	2	2	
	S=					3	3	3		4	4				4
	Total		6	6	12	3	9	12	24	8	4	12	3	1	4

Attacking skills

		Count of SKILL	#SCORE	#SCORE%	NOSCORE	NOSCORE%	=SCORE	=SCORE%	EFF
10 COX	MEN	7	5	71%	2	29%	0	0%	71%
14 Padar	MAA	10	5	50%	1	10%	4	40%	10%
7 Louati	MEN	6	4	67%	0	0%	2	33%	33%
8 RAYMAEKERS	MAA	5	3	60%	2	40%	0	0%	60%
3 SINNESAEEL	MEN	3	2	67%	0	0%	1	33%	33%
1 VAN HAARLEM	MEN	1	1	100%	0	0%	0	0%	100%
3 Broshog	MAA	1	1	100%	0	0%	0	0%	100%
5 Martinez Gion	MEN	2	1	50%	1	50%	0	0%	50%
9 Lecat	MAA	3	1	33%	1	33%	1	33%	0%
8 VER EECKE	MEN	1	0	0%	1	100%	0	0%	0%
10 Höhe	MAA	3	0	0%	2	67%	1	33%	-33%
16 Grozdanov	MAA	2	0	0%	2	100%	0	0%	0%



2014-2015

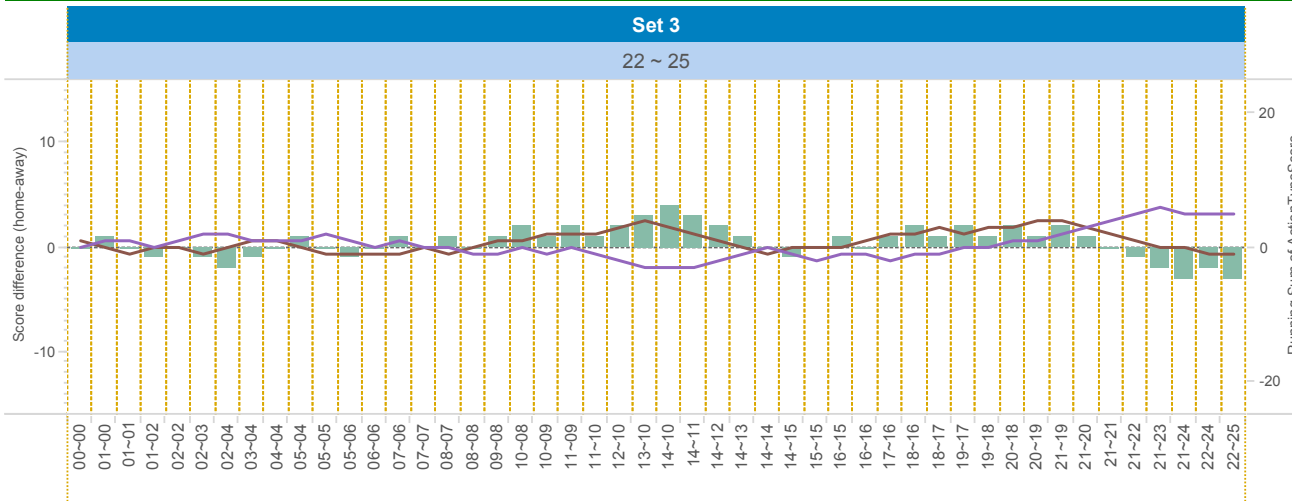
DATA

BelgiumVolleyStats.be
By Marnix Acar

© Trainerstuff.be
By Wouter Laroy

VIZ

(20141213) MEN ~ MAA (1 ~ 3)
Set analysis - Set 3



TEAM_NAME

- MAA
- MEN

UPPER LEFT:

+1: A# - B# - S# -1: A=, A/, B=, B/, S=, R=, D=, F=, S=

LOWER LEFT:

TOI = Team of Interest = Team analyzed OPP = Opponent
XXXServe = who served XXXSCORE = who got the point

LOWER RIGHT:

Attack sorted on #SCORE

		Set 3															
		TOIServe							OPPServe								
		TOISCORE			OPPSCORE				Total	TOISCORE			OPPSCORE				Total
TOI	Scorin..	TOI	OPP	Total	TOI	OPP	Total	TOI		OPP	Total	TOI	OPP	Total	Total		
MAA	A#	1		1		11	11	12	10		10		2	2	12		
	S#	3		3			3					1	1	1			
	A=		2	2			2			1	1		2	3			
	A/		5	5			5				2	2		2			
	S=					3	3	3		2	2			2			
	E=												1	1			
	B=									1	1			1			
	Total	4	7	11	3	11	14	25	10	4	14	5	3	8	22		
MEN	A#	2		2		10	10	12	11		11		1	1	12		
	S#	1		1			1						3	3			
	A=		2	2		1	1	3				2	2	2			
	A/		2	2			2					5	5	5			
	S=					2	2	2		3	3			3			
	E=		1	1				1						1			
	B=					1	1	1						1			
	Total	3	5	8	4	10	14	22	11	3	14	7	4	11	25		

Attacking skills

		Count of SKILL	#SCORE	#SCORE%	NOSCORE	NOSCORE%	=SCORE	=SCORE%	EFF	
14	Padar	MAA	11	6	55%	3	27%	2	18%	36%
7	Louati	MEN	11	4	36%	2	18%	5	45%	-9%
10	COX	MEN	7	4	57%	0	0%	3	43%	14%
9	Lecat	MAA	5	3	60%	1	20%	1	20%	40%
1	VAN HAARLEM	MEN	3	2	67%	1	33%	0	0%	67%
5	Martinez Gion	MEN	2	2	100%	0	0%	0	0%	100%
3	Broshog	MAA	1	1	100%	0	0%	0	0%	100%
3	SINNESAEL	MEN	1	1	100%	0	0%	0	0%	100%
8	RAYMAEKERS	MAA	2	1	50%	0	0%	1	50%	0%
16	Grozanov	MAA	1	0	0%	1	100%	0	0%	0%



2014-2015

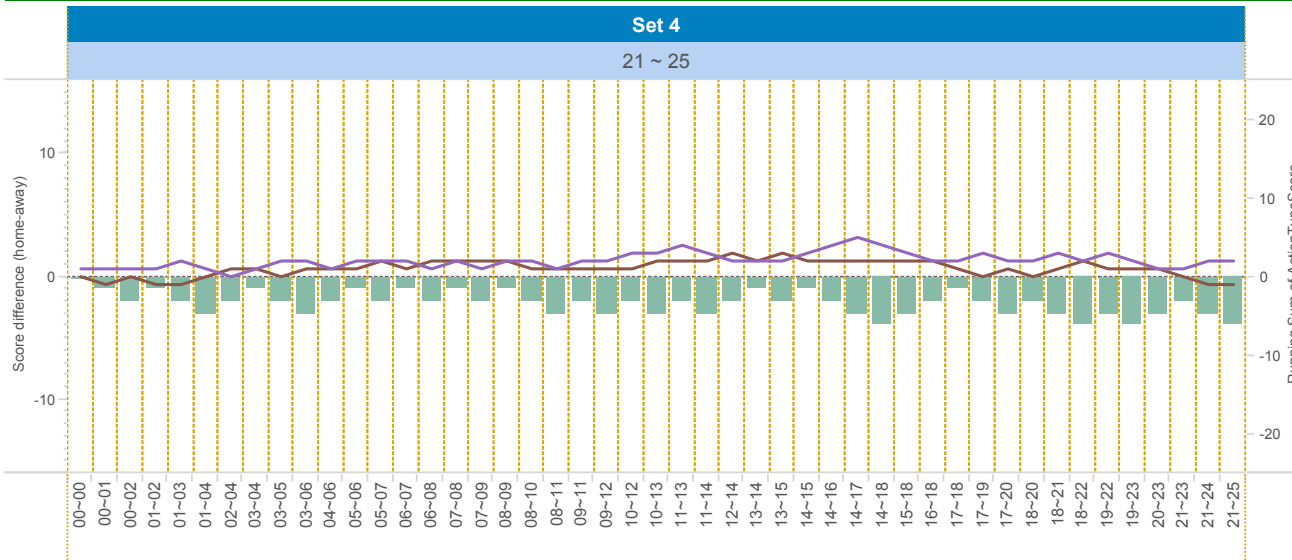
DATA

BelgiumVolleyStats.be
By Marnix Acar

© Trainerstuff.be
By Wouter Laroy

VIZ

(20141213) MEN ~ MAA (1 ~ 3)
Set analysis - Set 4



TEAM_NAME

- MAA
- MEN

UPPER LEFT:

+1: A# - B# - S# -1: A=, A/, B=, B/, S=, R=, D=, F=, S=

LOWER LEFT:

TOI = Team of Interest = Team analyzed OPP = Opponent
XXXServe = who served XXXSCORE = who got the point

LOWER RIGHT:

Attack sorted on #SCORE

Attacking skills

		Set 4													
		TOIServe						OPPServe							
		TOISCORE		OPPSCORE		Total	TOISCORE		OPPSCORE		Total	Total			
TOI	Scorin..	TOI	OPP	Total	TOI	OPP	Total	TOI	OPP	Total	TOI	OPP	Total		
MAA	A#	4		4		8	8	12	9		9		1	10	
	A=		2	2	1		1	3			4		4	4	
	A/		3	3	1		1	4		1	1		1	2	
	S=				4		4	4		6			6	6	
	E=				1		1	1						1	
	Total		4	5	9	7	8	15	24	9	7	16	5	1	6
MEN	A#	1		1		9	9	10	8		8		4	4	12
	A=		4	4				4		1	1	2	2	3	
	A/		1	1	1		1	2		1	1	3	3	4	
	S=				6		6	6		4	4			4	
	E=									1	1			1	
	Total		1	5	6	7	9	16	22	8	7	15	5	4	9

		Count of SKILL	#SCORE	#SCORE%	NOSCORE	NOSCORE%	=SCORE	=SCORE%	EFF	
14	Padar	MAA	15	7	47%	2	13%	6	40%	7%
7	Louati	MEN	8	5	63%	2	25%	1	13%	50%
5	Martinez Gion	MEN	7	3	43%	3	43%	1	14%	29%
16	Grozdanov	MAA	4	3	75%	1	25%	0	0%	75%
18	Lushtaku	MAA	3	2	67%	1	33%	0	0%	67%
8	RAYMAEKERS	MAA	2	1	50%	0	0%	1	50%	0%
10	COX	MEN	10	1	10%	6	60%	3	30%	-20%
11	DELANGHE	MEN	5	1	20%	3	60%	1	20%	0%
3	Broshog	MAA	1	0	0%	1	100%	0	0%	0%
9	Lecat	MAA	3	0	0%	3	100%	0	0%	0%



2014-2015

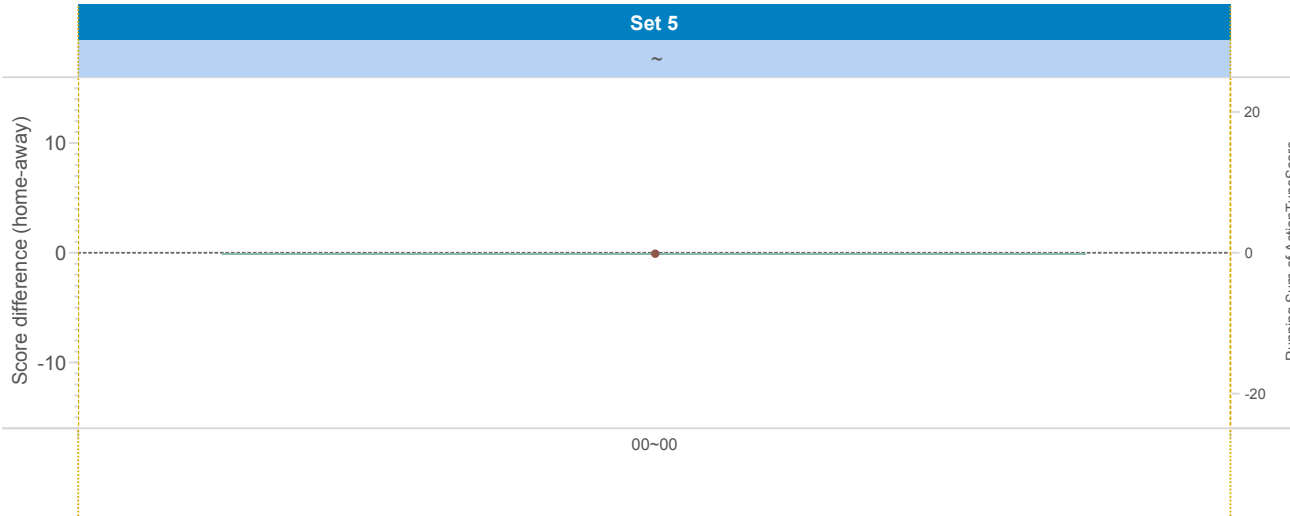
DATA

BelgiumVolleyStats.be
By Marnix Acar

© Trainerstuff.be
By Wouter Laroy

VIZ

(20141213) MEN ~ MAA (1 ~ 3)
Set analysis - Set 5



TEAM_NAME

■ MEN

UPPER LEFT:

+1: A# - B# - S# -1: A=, A/, B=, B/, S=, R=, D=, F=, S=

LOWER LEFT:

TOI = Team of Interest = Team analyzed OPP = Opponent
XXXServe = who served XXXSCORE = who got the point

LOWER RIGHT:

Attack sorted on #SCORE

Attacking skills

		Count of SKILL	#SCORE	#SCORE%	NOSCORE	NOSCORE%	=SCORE	=SCORE%	EFF
14 Padar	MAA	42	22	52%	6	14%	14	33%	19%
7 Louati	MEN	30	15	50%	5	17%	10	33%	17%
10 COX	MEN	35	15	43%	11	31%	9	26%	17%
8 RAYMAEKERS	MAA	11	7	64%	2	18%	2	18%	45%
9 Lecat	MAA	16	7	44%	7	44%	2	13%	31%
5 Martinez Gion	MEN	11	6	55%	4	36%	1	9%	45%
3 SINNESAEEL	MEN	8	5	63%	2	25%	1	13%	50%
3 Broshog	MAA	9	4	44%	3	33%	2	22%	22%
1 VAN HAARLEM	MEN	5	3	60%	2	40%	0	0%	60%
8 VER EECKE	MEN	5	3	60%	1	20%	1	20%	40%
16 Grozdanov	MAA	7	3	43%	4	57%	0	0%	43%
11 DELANGHE	MEN	8	2	25%	4	50%	2	25%	0%
18 Lushtaku	MAA	3	2	67%	1	33%	0	0%	67%
10 Höhne	MAA	6	1	17%	4	67%	1	17%	0%



2014-2015

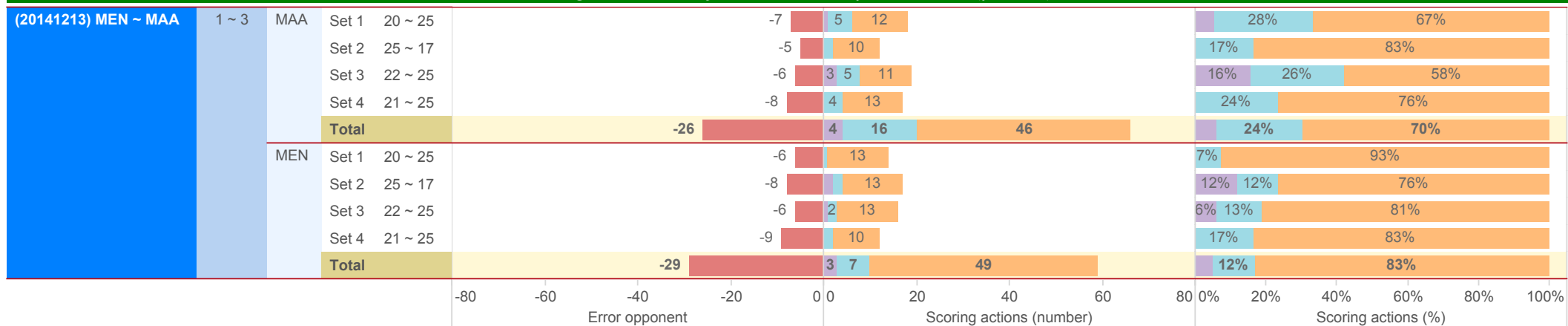
DATA

BelgiumVolleyStats.be
By Marnix Acar

© Trainerstuff.be
By Wouter Laroy

VIZ

(20141213) MEN ~ MAA (1 ~ 3)
Scoring Actions Analyzed: how were points made (per set)



S - Serve B - Block A - Attack



2014-2015

DATA

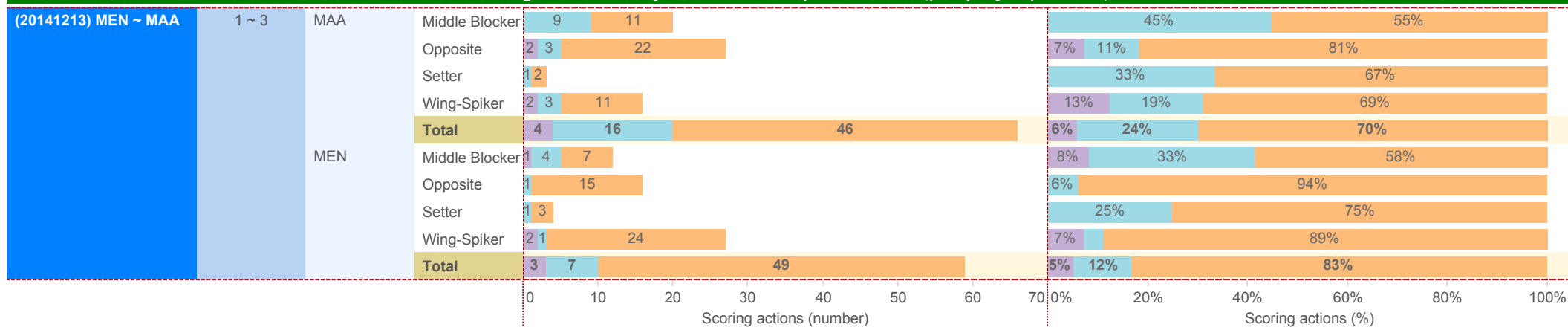
BelgiumVolleyStats.be
By Marnix Acar

© **Trainerstuff.be**
By Wouter Laroy

VIZ

(20141213) MEN ~ MAA (1 ~ 3)

Scoring Actions Analyzed: how were points made (per player position)





2014-2015

DATA

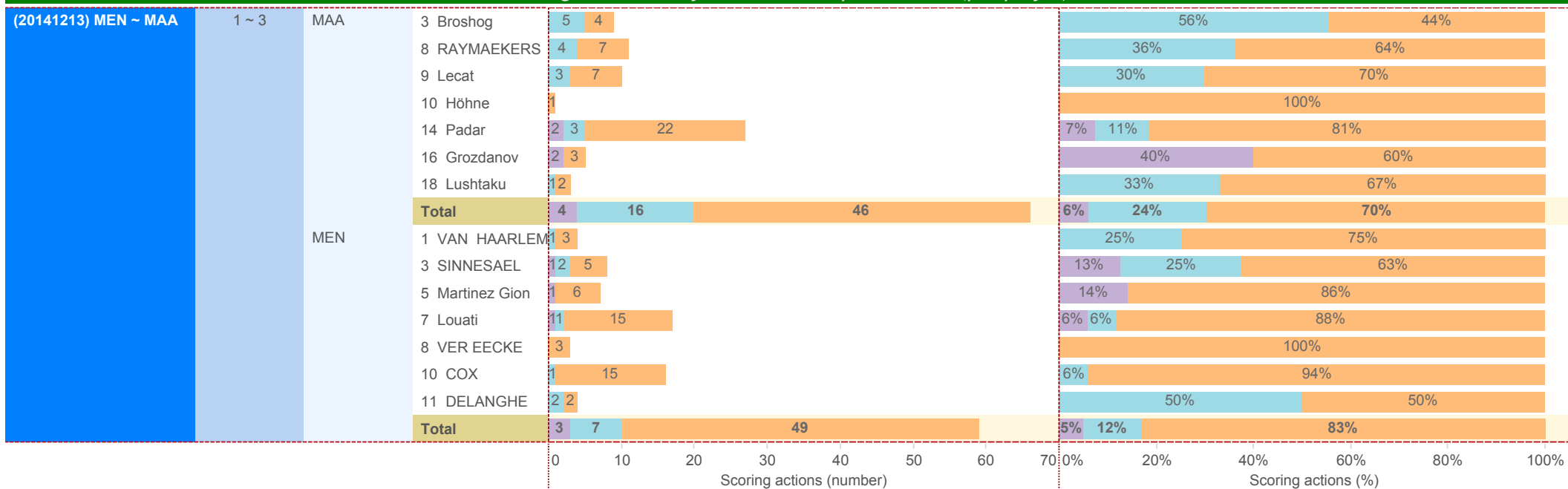
BelgiumVolleyStats.be
By Marnix Acar

© Trainerstuff.be
By Wouter Laroy

VIZ

(20141213) MEN ~ MAA (1 ~ 3)

Scoring Actions Analyzed: how were points made (per player)



S - Serve B - Block A - Attack



2014-2015

DATA

BelgiumVolleyStats.be
By Marnix Acar

© Trainerstuff.be
By Wouter Laroy

VIZ

(20141213) MEN ~ MAA (1 ~ 3)
Skills in detail (per player position): Attack/Block

Skill	Position	Game Won		Game Lost		Total		Count of SKILL	EFF		
		#	%	#	%	#	%				
A - Attack	MAA	Middle Blocker	11 (55%)	2 (10%)	0	0	3 (15%)	1 (5%)	3 (15%)	20	35%
		Opposite	22 (52%)	2 (5%)	2 (10%)	0	2 (5%)	4 (10%)	10 (24%)	42	19%
		Setter	2 (67%)	1 (33%)	0	0	0	0	0	3	67%
		Wing-Spiker	11 (38%)	8 (28%)	1 (7%)	0	6 (21%)	2 (7%)	1 (3%)	29	28%
		Total	46 (49%)	13 (14%)	3 (7%)	0	11 (12%)	7 (7%)	14 (15%)	94	27%
	MEN	Middle Blocker	7 (44%)	3 (19%)	0	0	3 (19%)	2 (13%)	1 (6%)	16	25%
		Opposite	15 (43%)	3 (9%)	3 (23%)	0	5 (14%)	8 (23%)	1 (3%)	35	17%
		Setter	3 (60%)	1 (20%)	0	0	1 (20%)	0	0	5	60%
		Wing-Spiker	24 (52%)	2 (4%)	1 (13%)	0	7 (15%)	6 (13%)	6 (13%)	46	26%
		Total	49 (48%)	9 (9%)	4 (16%)	0	16 (16%)	16 (16%)	8 (8%)	102	25%
B - Block	MAA	Middle Blocker	9 (60%)	0	1 (0)	0	0	0	5 (33%)	15	27%
		Opposite	3 (75%)	0	1 (0)	0	0	0	4	75%	
		Setter	1 (33%)	0	0	0	0	0	2 (67%)	3	-33%
		Wing-Spiker	3 (27%)	2 (18%)	0	0	0	0	6 (55%)	11	-27%
		Total	16 (48%)	2 (6%)	2 (0)	0	0	0	13 (39%)	33	9%
	MEN	Middle Blocker	4 (57%)	0	0	0	0	0	3 (43%)	7	14%
		Opposite	1 (50%)	0	0	0	0	0	1 (50%)	2	0%
		Setter	1 (100%)	0	0	0	0	0	0	1	100%
		Wing-Spiker	1 (20%)	0	2 (0)	0	0	0	2 (40%)	5	-20%
		Total	7 (47%)	0	2 (0)	0	0	0	6 (40%)	15	7%



2014-2015

DATA

BelgiumVolleyStats.be
By Marnix Acar

© Trainerstuff.be
By Wouter Laroy

VIZ

(20141213) MEN ~ MAA (1 ~ 3)

Skills in detail (per player position): Serve/Reception

Skill	Category	Position	Game Won		Game Lost		Total	Efficiency																							
			Count	%	Count	%																									
S - Serve	MAA	Middle Blocker	8	(25%)	18	(56%)	1	(3%)	5	(16%)	32	-16%																			
		Opposite	2	(15%)	3	(23%)	5	(38%)	3	(23%)	13	-8%																			
		Setter	7	(47%)	7	(47%)	1	(7%)	15	-7%																					
		Wing-Spiker	2	(6%)	11	(35%)	13	(42%)	1	(3%)	4	(13%)	31	-6%																	
		Total	4	(4%)	29	(32%)	43	(47%)	2	(2%)	13	(14%)	91	-10%																	
	MEN	Middle Blocker	1	(3%)	11	(37%)	13	(43%)	3	(10%)	2	(7%)	30	-3%																	
		Opposite	1	(8%)	7	(58%)	4	(25%)	2	(13%)	4	(33%)	12	-33%																	
		Setter	2	(6%)	7	(23%)	13	(42%)	2	(6%)	7	(23%)	16	-13%																	
		Wing-Spiker	3	(3%)	29	(33%)	37	(42%)	5	(6%)	15	(17%)	89	-13%																	
		Total	3	(3%)	29	(33%)	37	(42%)	5	(6%)	15	(17%)	89	-13%																	
R - Reception	MAA	Libero	10	(40%)	4	(16%)	8	(32%)	3	(12%)	25	0%																			
		Wing-Spiker	13	(27%)	5	(10%)	26	(53%)	2	(4%)	3	(6%)	49	-6%																	
		Total	23	(31%)	9	(12%)	34	(46%)	5	(7%)	3	(4%)	74	-4%																	
	MEN	Libero	5	(38%)	3	(23%)	2	(15%)	1	(8%)	2	(15%)	13	-15%																	
		Middle Blocker	1	(100%)	1	(100%)	1	(100%)	1	(100%)	1	(100%)	1	0%																	
		Wing-Spiker	17	(27%)	12	(19%)	32	(50%)	1	(2%)	2	(3%)	64	-3%																	
		Total	22	(28%)	15	(19%)	35	(45%)	2	(3%)	4	(5%)	78	-5%																	
			0	10	20	30	40	0	20	40	0	0	20	40	0	0	20	40	60	80	0	5	0	10	20	0	50	100	-40%	-20%	0%
			#	+	!	-	/	=	Count of SKILL		EFF																				



2014-2015

DATA

BelgiumVolleyStats.be
By Marnix Acar

© Trainerstuff.be
By Wouter Laroy

VIZ

(20141213) MEN ~ MAA (1 ~ 3)
Skills in detail (per player): Attack

A - Attack	Team	Player	Skill						Count of SKILL	EFF	
			#	+	!	-	/	=			
MAA		3 Broshog	4 (44%)	2 (22%)		1 (11%)		2 (22%)	9	22%	
		8 RAYMAEKERS	7 (64%)			2 (18%)	1 (9%)	1 (9%)	11	45%	
		9 Lecat	7 (44%)	4 (25%)	1 (13%)	2 (13%)	2 (13%)		16	31%	
		10 Höhne	1 (17%)	2 (33%)		2 (33%)		1 (17%)	6	0%	
		14 Padar	22 (52%)	2 (5%)	2 (10%)	2 (5%)	4 (10%)	10 (24%)	42	19%	
		16 Grozdanov	3 (43%)	2 (29%)		2 (29%)			7	43%	
		18 Lushtaku	2 (67%)	1 (33%)					3	67%	
		Total	46 (49%)	13 (14%)	3 (7%)	11 (12%)	7 (7%)	14 (15%)	94	27%	
		MEN		1 VAN HAARLEM	3 (60%)	1 (20%)		1 (20%)		5	60%
				3 SINNESAEL	5 (63%)			2 (25%)	1 (13%)	8	50%
5 Martinez Gion	6 (55%)			1 (9%)		3 (27%)	1 (9%)	11	45%		
7 Louati	15 (50%)				1 (13%)	4 (13%)	4 (13%)	6 (20%)	30	17%	
8 VER EECKE	3 (60%)			1 (20%)		1 (20%)			5	40%	
10 COX	15 (43%)			3 (9%)	3 (23%)	5 (14%)	8 (23%)	1 (3%)	35	17%	
11 DELANGHE	2 (25%)			3 (38%)		1 (13%)	1 (13%)	1 (13%)	8	0%	
Total	49 (48%)			9 (9%)	4 (16%)	16 (16%)	16 (16%)	8 (8%)	102	25%	
		#	+	!	-	/	=	Count of SKILL	EFF		



2014-2015

DATA

BelgiumVolleyStats.be
By Marnix Acar

© Trainerstuff.be
By Wouter Laroy

VIZ

(20141213) MEN ~ MAA (1 ~ 3)
Skills in detail (per player): Block

B - Block	Category	Player	Skill					Count of SKILL	EFF		
			#	+	!	-	/				
MAA		3 Broshog	5 (50%)		1 ()			4 (40%)	10	10%	
		8 RAYMAEKERS	4 (80%)					1 (20%)	5	60%	
		9 Lecat	3 (43%)					4 (57%)	7	-14%	
		10 Höhne						2 (100%)	2	-100%	
		14 Padar	3 (75%)		1 ()				4	75%	
		16 Grozdanov		2 (100%)					2	0%	
		18 Lushtaku	1 (33%)					2 (67%)	3	-33%	
		Total	16 (48%)	2 (6%)	2 ()			13 (39%)	33	9%	
		MEN		1 VAN HAARLEM	1 (100%)					1	100%
				3 SINNESAEEL	2 (67%)				1 (33%)	3	33%
5 Martinez Gion					1 ()		1 (50%)	2	-50%		
7 Louati	1 (33%)				1 ()		1 (33%)	3	0%		
10 COX	1 (50%)						1 (50%)	2	0%		
11 DELANGHE	2 (50%)						2 (50%)	4	0%		
Total	7 (47%)				2 ()			6 (40%)	15	7%	
			#	+	!	-	/	=	Count of SKILL	EFF	



2014-2015

DATA

BelgiumVolleyStats.be
By Marnix Acar

© Trainerstuff.be
By Wouter Laroy

VIZ

(20141213) MEN ~ MAA (1 ~ 3)

Skills in detail (per player): Serve

S - Serve	Category	Player	#	+	!	-	/	=	Count of SKILL	EFF
S - Serve	MAA	3 Broshog	7 (35%)			10 (50%)	1 (5%)	2 (10%)	20	-10%
		8 RAYMAEKERS	1 (11%)			6 (67%)		2 (22%)	9	-22%
		9 Lecat	4 (36%)			7 (64%)			11	0%
		10 Höhne	4 (44%)			2 (22%)	1 (11%)	2 (22%)	9	-22%
		12 Parkinson				2 (67%)		1 (33%)	3	-33%
		14 Padar	2 (15%)	3 (23%)		5 (38%)		3 (23%)	13	-8%
		16 Grozdanov	2 (18%)	3 (27%)		4 (36%)		2 (18%)	11	0%
		18 Lushtaku		7 (47%)		7 (47%)		1 (7%)	15	-7%
		Total	4 (4%)	29 (32%)		43 (47%)	2 (2%)	13 (14%)	91	-10%
	MEN	1 VAN HAARLEM		10 (63%)		4 (25%)		2 (13%)	16	-13%
		3 SINNESAEL	1 (6%)	8 (44%)		6 (33%)	2 (11%)	1 (6%)	18	0%
		5 Martinez Gion	1 (8%)	2 (15%)		7 (54%)	1 (8%)	2 (15%)	13	-8%
		7 Louati	1 (8%)	4 (31%)		2 (15%)	1 (8%)	5 (38%)	13	-31%
		8 VER EECKE		1 (20%)		4 (80%)			5	0%
		10 COX		1 (8%)		7 (58%)		4 (33%)	12	-33%
		11 DELANGHE		3 (25%)		7 (58%)	1 (8%)	1 (8%)	12	-8%
		Total	3 (3%)	29 (33%)		37 (42%)	5 (6%)	15 (17%)	89	-13%
			#	+	!	-	/	=	Count of SKILL	EFF



2014-2015

DATA

BelgiumVolleyStats.be
By Marnix Acar

© Trainerstuff.be
By Wouter Laroy

VIZ

(20141213) MEN ~ MAA (1 ~ 3)
Skills in detail (per player): Reception

R - Reception	Team	Player	Game Outcome						Count of SKILL	EFF
			#	+	!	-	/	=		
R - Reception	MAA	2 Dumont	10 (40%)	4 (16%)		8 (32%)	3 (12%)		25	0%
		9 Lecat	7 (33%)	2 (10%)		10 (48%)	1 (5%)	1 (5%)	21	-5%
		10 Höhne	3 (33%)			4 (44%)	1 (11%)	1 (11%)	9	-11%
		16 Grozdanov	3 (16%)	3 (16%)		12 (63%)		1 (5%)	19	-5%
		Total	23 (31%)	9 (12%)		34 (46%)	5 (7%)	3 (4%)	74	-4%
	MEN	3 SINNESAEL				1 (100%)			1	0%
		5 Martinez Gion	7 (35%)	6 (30%)		6 (30%)		1 (5%)	20	-5%
		6 LEMAY	5 (38%)	3 (23%)		2 (15%)	1 (8%)	2 (15%)	13	-15%
		7 Louati	7 (26%)	4 (15%)		15 (56%)		1 (4%)	27	-4%
		8 VER EECKE	3 (18%)	2 (12%)		11 (65%)	1 (6%)		17	0%
Total	22 (28%)	15 (19%)		35 (45%)	2 (3%)	4 (5%)	78	-5%		
			#	+	!	-	/	=	Count of SKILL	EFF