



2014-2015

DATA

BelgiumVolleyStats.be
By Marnix Acar

© **Trainerstuff.be**
By Wouter Laroy

VIZ

Scouting data provided by: Marnix Acar - www.BelgiumVolleyStats.be

Data processing and vizualization: Wouter Laroy - www.trainerstuff.be

Questions/Remarks/Suggestions: info@belgiumvolleystats.be - wouterstrainerstuff@gmail.com

		(20141213) HAA ~ GUI				Grand Total	
		3 ~ 1					
		Set 1	Set 2	Set 3	Set 4		
		19 ~ 25	25 ~ 21	25 ~ 20	25 ~ 16		
GUI	1 Abreu Lopez	Setter	23	26	10		23 36
	4 Verplancke	Middle Blocker	6	2			6 2
	6 DOR	Middle Blocker		7	2	5	14
	7 VAN DE LOO	Wing-Spiker	13	20	23	13	13 56
	8 GODART	Setter			14	27	41
	9 Schouren	Opposite			1	1	2
	10 ABINET	Opposite	23	19	19	16	23 54
	14 Van Sande	Libero	1	2	2	1	5
	16 Van De Pontseele	Libero	14	16	13	12	14 41
	17 Goverde	Middle Blocker	14	10	16	8	14 34
18 Urnaut	Wing-Spiker	20	16	25	19	20 60	
HAA	1 Tormans	Opposite	16				16
	2 Huysegoms	Middle Blocker	11	11	9	7	27 11
	6 Van Assche	Wing-Spiker	12	20	18	13	51 12
	10 De Beul	Middle Blocker	14	5	9	10	24 14
	11 Van Reeth	Libero	16	9	21	10	40 16
	12 Verelst	Setter	20	29	23	21	73 20
	13 Steenhouwer	Wing-Spiker	21	22	20	20	62 21
	14 Verspecht	Setter	8	2			8
18 Sybers	Opposite	7	22	24	11	57 7	

■ SET WON
 ■ SET LOST



2014-2015

DATA

BelgiumVolleyStats.be
By Marnix Acar

© Trainerstuff.be
By Wouter Laroy

VIZ

(20141213) HAA ~ GUI (3 ~ 1)
Game analysis

TOI	ScoringActi..	TOIServe						OPPServe							
		TOISCORE			OPPSCORE			Total	TOISCORE			OPPSCORE			Total
		TOI	OPP	Total	TOI	OPP	Total		TOI	OPP	Total	TOI	OPP	Total	
GUI	A#	10		10	1	41	42	52	41	2	43		19	19	62
	S#	3		3				3					5	5	5
	A=		11	11	5		5	16				6		6	6
	A/		5	5	2		2	7		1	1	8		8	9
	S=				4		4	4		9	9			1	9
	E=													1	1
	Total	13	16	29	12	41	53	82	41	12	53	15	24	39	92
HAA	A#	19		19	2	41	43	62	41	1	42		10	10	52
	S#	5		5				5					3	3	3
	A=		6	6				6		5	5	11		11	16
	A/		8	8	1		1	9		2	2	5		5	7
	S=				9		9	9		4	4				4
	E=			1	1			1							
	Total	24	15	39	12	41	53	92	41	12	53	16	13	29	82

Attack

		Count of SKILL	%SCORE%	=SCORE%	EFF
4 Verplancke	GUI	2	100%	0%	100%
2 Huysegoms	HAA	15	67%	33%	33%
6 DOR	GUI	3	67%	0%	67%
18 Sybers	HAA	41	63%	10%	54%
6 Van Assche	HAA	22	55%	9%	45%
10 De Beul	HAA	6	50%	0%	50%
18 Urnaut	GUI	26	50%	8%	42%
13 Steenhouwer	HAA	20	45%	10%	35%
10 ABINET	GUI	47	43%	23%	19%
17 Goverde	GUI	17	41%	24%	18%
7 VAN DE LOO	GUI	19	37%	11%	26%
8 GODART	GUI	3	33%	33%	0%
1 Tormans	HAA	14	14%	29%	-14%
1 Abreu Lopez	GUI	1	0%	0%	0%
9 Schouren	GUI	2	0%	50%	-50%
12 Verelst	HAA	2	0%	0%	0%

Block

		Count of SKILL	#
10 De Beul	HAA	12	4
13 Steenhouwer	HAA	6	4
18 Urnaut	GUI	5	3
7 VAN DE LOO	GUI	6	2
2 Huysegoms	HAA	14	1
4 Verplancke	GUI	2	1
18 Sybers	HAA	5	1
1 Abreu Lopez	GUI	3	
6 DOR	GUI	2	
6 Van Assche	HAA	2	
8 GODART	GUI	3	
10 ABINET	GUI	3	
12 Verelst	HAA	6	
17 Goverde	GUI	18	

Serve

		Count of SKILL	#%	=%
14 Verspecht	HAA	3	33%	
6 DOR	GUI	6	17%	
1 Abreu Lopez	GUI	9	11%	
12 Verelst	HAA	12	8%	
13 Steenhouwer	HAA	25	8%	8%
6 Van Assche	HAA	16	6%	
18 Urnaut	GUI	16	6%	13%
1 Tormans	HAA	1		
2 Huysegoms	HAA	9		33%
4 Verplancke	GUI	3		33%
7 VAN DE LOO	GUI	15		
8 GODART	GUI	4		
10 ABINET	GUI	14		
10 De Beul	HAA	15		7%
14 Van Sande	GUI	5		
17 Goverde	GUI	11		9%
18 Sybers	HAA	12		25%

Reception

		Count of SKILL	#%	+%	=%
6 Van Assche	HAA	16	44%	25%	6%
16 Van De Pontseele	GUI	37	38%	22%	5%
13 Steenhouwer	HAA	24	33%	46%	
11 Van Reeth	HAA	39	28%	28%	5%
7 VAN DE LOO	GUI	20	25%	35%	5%
18 Urnaut	GUI	25	24%	40%	
6 DOR	GUI	1			100%
14 Van Sande	GUI	1			100%

UPPER:
TOI = Team of Interest = Team analyzed OPP = Opponent
XXXServe = who served XXXSCORE = who got the point



2014-2015

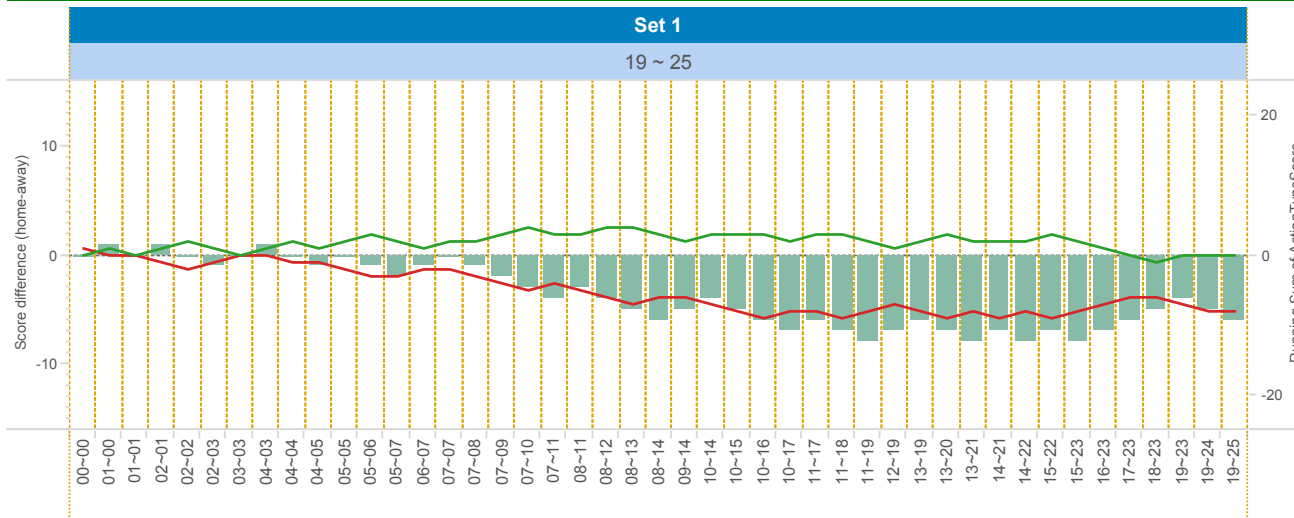
DATA

BelgiumVolleyStats.be
By Marnix Acar

© Trainerstuff.be
By Wouter Iaroy

VIZ

(20141213) HAA ~ GUI (3 ~ 1)
Set analysis - Set 1



TEAM_NAME

- GUI
- HAA

UPPER LEFT:

+1: A# - B# - S# -1: A=, A/, B=, B/, S=, R=, D=, F=, S=

LOWER LEFT:

TOI = Team of Interest = Team analyzed OPP = Opponent
XXXServe = who served XXXSCORE = who got the point

LOWER RIGHT:

Attack sorted on #SCORE

		Set 1														
		TOIServe						OPPServe								
		TOIScore			OPPScore			Total	TOIScore			OPPScore			Total	
TOI	Scorin..	TOI	OPP	Total	TOI	OPP	Total		TOI	OPP	Total	TOI	OPP	Total		
GUI	A#	4		4		8	8	12	10		10		2	2	12	
	S#	1		1				1					1	1	1	
	A=		6	6				6				2		2	2	
	A/		2	2		1	1	3				2		2	2	
	S=					3	3	3		2	2				2	2
	Total		5	8	13	4	8	12	25	10	2	12	4	3	7	19
HAA	A#	2		2		10	10	12	8		8		4	4	12	
	S#	1		1				1				1		1	1	
	A=		2	2				2				6		6	6	
	A/		2	2				2		1	1	2		2	3	
	S=					2	2	2		3	3				3	3
	Total		3	4	7	2	10	12	19	8	4	12	8	5	13	25

Attacking skills

		Count of SKILL	#SCORE	#SCORE%	NOSCORE	NOSCORE%	=SCORE	=SCORE%	EFF	
10	ABINET	GUI	12	5	42%	5	42%	2	17%	25%
18	Urnaut	GUI	8	5	63%	3	38%	0	0%	63%
13	Steenhouwer	HAA	5	3	60%	1	20%	1	20%	40%
1	Tormans	HAA	14	2	14%	8	57%	4	29%	-14%
2	Huysegoms	HAA	3	2	67%	0	0%	1	33%	33%
4	Verplancke	GUI	2	2	100%	0	0%	0	0%	100%
17	Goverde	GUI	6	2	33%	2	33%	2	33%	0%
18	Sybers	HAA	5	2	40%	2	40%	1	20%	20%
10	De Beul	HAA	3	1	33%	2	67%	0	0%	33%
6	Van Assche	HAA	3	0	0%	2	67%	1	33%	-33%
7	VAN DE LOO	GUI	4	0	0%	3	75%	1	25%	-25%
12	Verelst	HAA	1	0	0%	1	100%	0	0%	0%



2014-2015

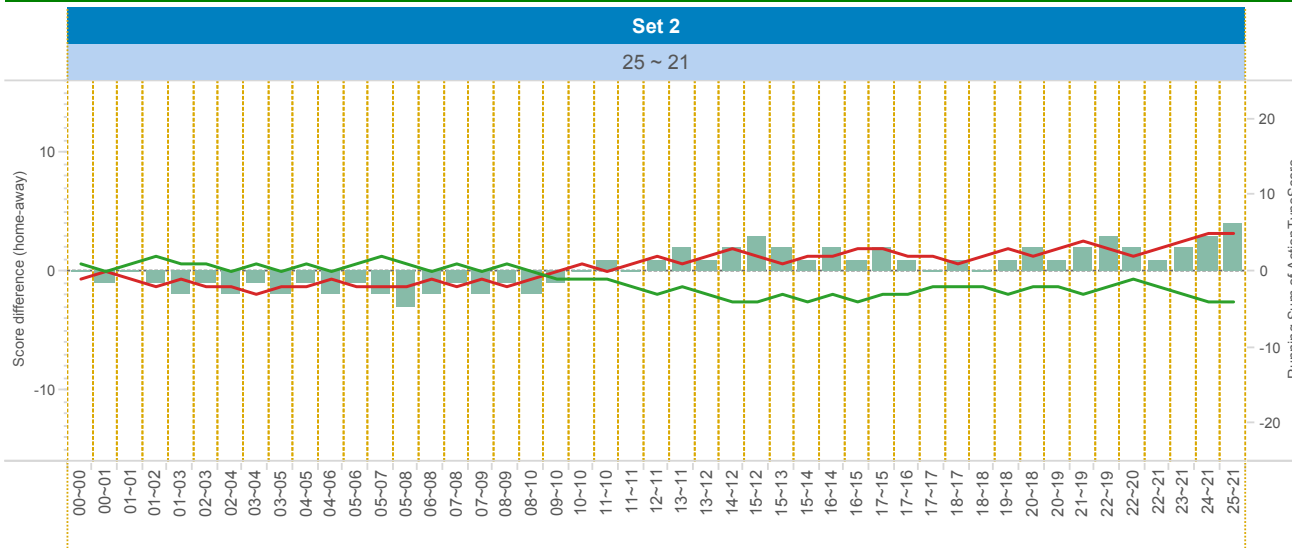
DATA

BelgiumVolleyStats.be
By Marnix Acar

© Trainerstuff.be
By Wouter Laroy

VIZ

(20141213) HAA ~ GUI (3 ~ 1)
Set analysis - Set 2



TEAM_NAME

- GUI
- HAA

UPPER LEFT:

+1: A# - B# - S# -1: A=, A/, B=, B/, S=, R=, D=, F=, S=

LOWER LEFT:

TOI = Team of Interest = Team analyzed OPP = Opponent
XXXServe = who served XXXSCORE = who got the point

LOWER RIGHT:

Attack sorted on #SCORE

Attacking skills

		Set 2													
		TOIServe						OPPServe							
		TOIScore			OPPScore			Total	TOIScore			OPPScore			Total
TOI	Scorin..	TOI	OPP	Total	TOI	OPP	Total		TOI	OPP	Total	TOI	OPP	Total	
GUI	A#	3		3	1	13	14	17	12		12		5	5	17
	S#												2	2	2
	A=		1	1	2		2	3							
	A/		1	1				1				2		2	2
	S=									4	4				4
	Total		3	2	5	3	13	16	21	12	4	16	2	7	9
HAA	A#	5		5		12	12	17	13	1	14		3	3	17
	S#	2		2				2							2
	A=									2	2	1		1	3
	A/		2	2				2				1		1	1
	S=				4		4	4							
	Total		7	2	9	4	12	16	25	13	3	16	2	3	5

		Count of SKILL	#SCORE	#SCORE%	NOSCORE	NOSCORE%	=SCORE	=SCORE%	EFF	
10	ABINET	GUI	11	7	64%	2	18%	2	18%	45%
18	Sybers	HAA	12	7	58%	4	33%	1	8%	50%
2	Huysegoms	HAA	4	4	100%	0	0%	0	0%	100%
6	Van Assche	HAA	6	4	67%	1	17%	1	17%	50%
7	VAN DE LOO	GUI	7	4	57%	3	43%	0	0%	57%
13	Steenhouwer	HAA	8	3	38%	5	63%	0	0%	38%
18	Urnaut	GUI	7	3	43%	3	43%	1	14%	29%
17	Goverde	GUI	3	2	67%	0	0%	1	33%	33%
1	Abreu Lopez	GUI	1	0	0%	1	100%	0	0%	0%



2014-2015

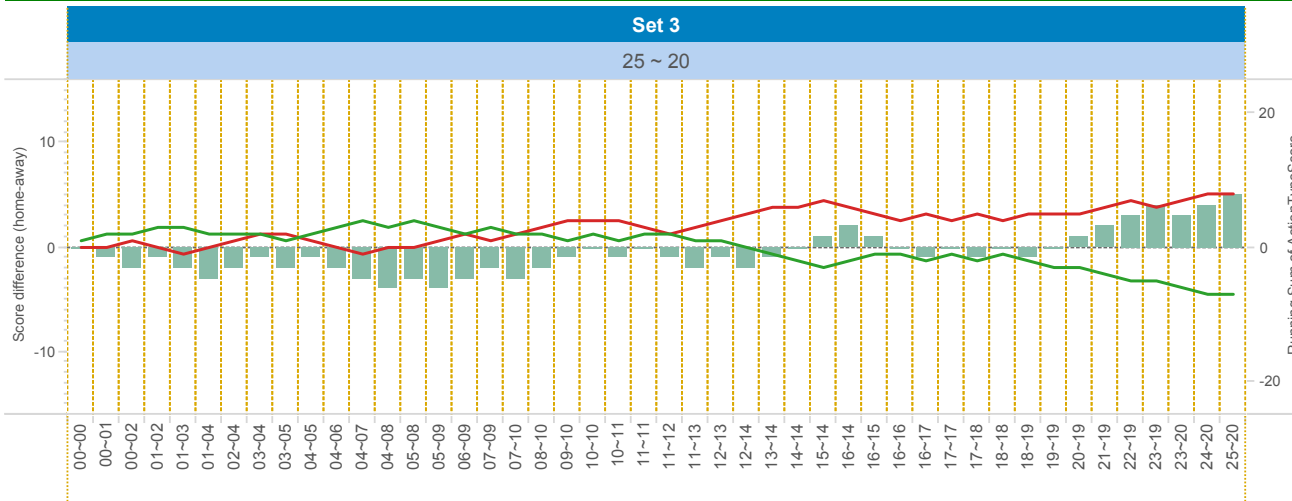
DATA

BelgiumVolleyStats.be
By Marnix Acar

© Trainerstuff.be
By Wouter Laroy

ZIV

(20141213) HAA ~ GUI (3 ~ 1)
Set analysis - Set 3



TEAM_NAME

- GUI
- HAA

UPPER LEFT:

+1: A# - B# - S# -1: A=, A/, B=, B/, S=, R=, D=, F=, S=

LOWER LEFT:

TOI = Team of Interest = Team analyzed OPP = Opponent
XXXServe = who served XXXSCORE = who got the point

LOWER RIGHT:

Attack sorted on #SCORE

		Set 3																	
		TOIServe							OPPServe										
		TOISCORE			OPPSCORE				Total	TOISCORE			OPPSCORE				Total		
TOI	Scorin..	TOI	OPP	Total	TOI	OPP	Total	TOI		OPP	Total	TOI	OPP	Total	TOI	OPP		Total	
GUI	A#	2		2			10	10	12			8	2	10			6	6	16
	S#	1		1					1							1	1	1	
	A=					3	3		2		2						2	2	2
	A/						2	2		1		1					2	2	3
	S=													1				1	1
	E=																1	1	1
	Total		3	5	8	3	10	13	21	8	4	12	5	7	12			12	24
HAA	A#	6		6			2	8	10	16			10				2	2	12
	S#	1		1					1							1	1	1	
	A=						2	2		2			2				3	3	5
	A/						2	2		1		1				2	2	3	
	S=																		
	E=																		
	Total		7	5	12	4	8	12	24	10	3	13	5	3	8			8	21

Attacking skills

		Count of SKILL	#SCORE	#SCORE%	NOSCORE	NOSCORE%	=SCORE	=SCORE%	EFF
18 Sybers	HAA	18	11	61%	5	28%	2	11%	50%
6 Van Assche	HAA	8	4	50%	4	50%	0	0%	50%
10 ABINET	GUI	14	4	29%	5	36%	5	36%	-7%
18 Urnaut	GUI	8	3	38%	4	50%	1	13%	25%
17 Goverde	GUI	5	2	40%	3	60%	0	0%	40%
2 Huysegoms	HAA	5	1	20%	0	0%	4	80%	-60%
7 VAN DE LOO	GUI	3	1	33%	2	67%	0	0%	33%
10 De Beul	HAA	2	1	50%	1	50%	0	0%	50%
13 Steenhouwer	HAA	2	1	50%	1	50%	0	0%	50%
8 GODART	GUI	1	0	0%	0	0%	1	100%	-100%
9 Schouren	GUI	1	0	0%	1	100%	0	0%	0%
12 Verelst	HAA	1	0	0%	1	100%	0	0%	0%



2014-2015

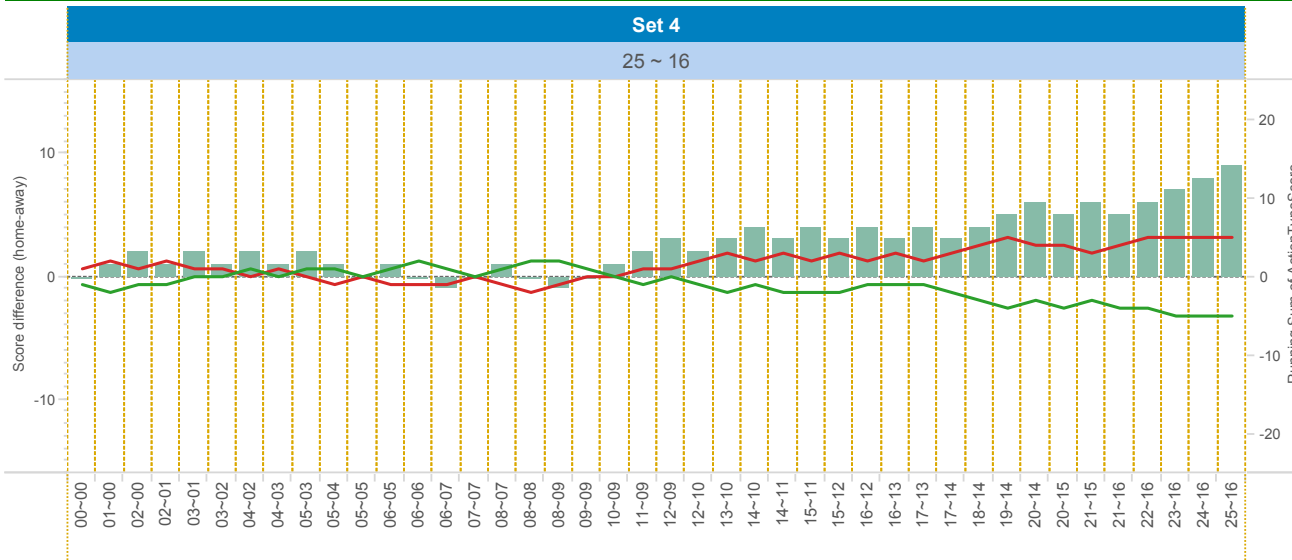
DATA

BelgiumVolleyStats.be
By Marnix Acar

© Trainerstuff.be
By Wouter Iaroy

ZIV

(20141213) HAA ~ GUI (3 ~ 1)
Set analysis - Set 4



TEAM_NAME

- GUI
- HAA

UPPER LEFT:

+1: A# - B# - S# -1: A=, A/, B=, B/, S=, R=, D=, F=, S=

LOWER LEFT:

TOI = Team of Interest = Team analyzed OPP = Opponent
XXXServe = who served XXXSCORE = who got the point

LOWER RIGHT:

Attack sorted on #SCORE

Attacking skills

		Set 4													
		TOIServe						OPPServe							
		TOISCORE		OPPSCORE		Total	TOISCORE		OPPSCORE		Total	Total			
TOI	Scorin..	TOI	OPP	Total	TOI	OPP	Total	TOI	OPP	Total	TOI	OPP	Total		
GUI	A#	1		1		10	10	11		11		6	6	17	
	S#	1		1			1			1		1	1	1	
	A=		1	1	1		1	2		2		2	2	2	
	A/									2		2	2	2	
	S=				1		1	1		2		2	2	2	
	Total		2	1	3	2	10	12	15	11	2	13	4	7	11
HAA	A#	6		6		11	11	17	10		10		1	1	11
	S#	1		1			1			1		1	1	1	
	A=		2	2			2	2		1		1	1	2	
	A/		2	2			2	2							
	S=				2		2	2		1		1		1	
	Total		7	4	11	2	11	13	24	10	2	12	1	2	3

		Count of SKILL	#SCORE	#SCORE%	NOSCORE	NOSCORE%	=SCORE	=SCORE%	EFF
18 Sybers	HAA	6	6	100%	0	0%	0	0%	100%
6 Van Assche	HAA	5	4	80%	1	20%	0	0%	80%
10 ABINET	GUI	10	4	40%	4	40%	2	20%	20%
2 Huysegoms	HAA	3	3	100%	0	0%	0	0%	100%
6 DOR	GUI	3	2	67%	1	33%	0	0%	67%
7 VAN DE LOO	GUI	5	2	40%	2	40%	1	20%	20%
13 Steenhouwer	HAA	5	2	40%	2	40%	1	20%	20%
18 Urnaut	GUI	3	2	67%	1	33%	0	0%	67%
8 GODART	GUI	2	1	50%	1	50%	0	0%	50%
10 De Beul	HAA	1	1	100%	0	0%	0	0%	100%
17 Goverde	GUI	3	1	33%	1	33%	1	33%	0%
9 Schouren	GUI	1	0	0%	0	0%	1	100%	####



2014-2015

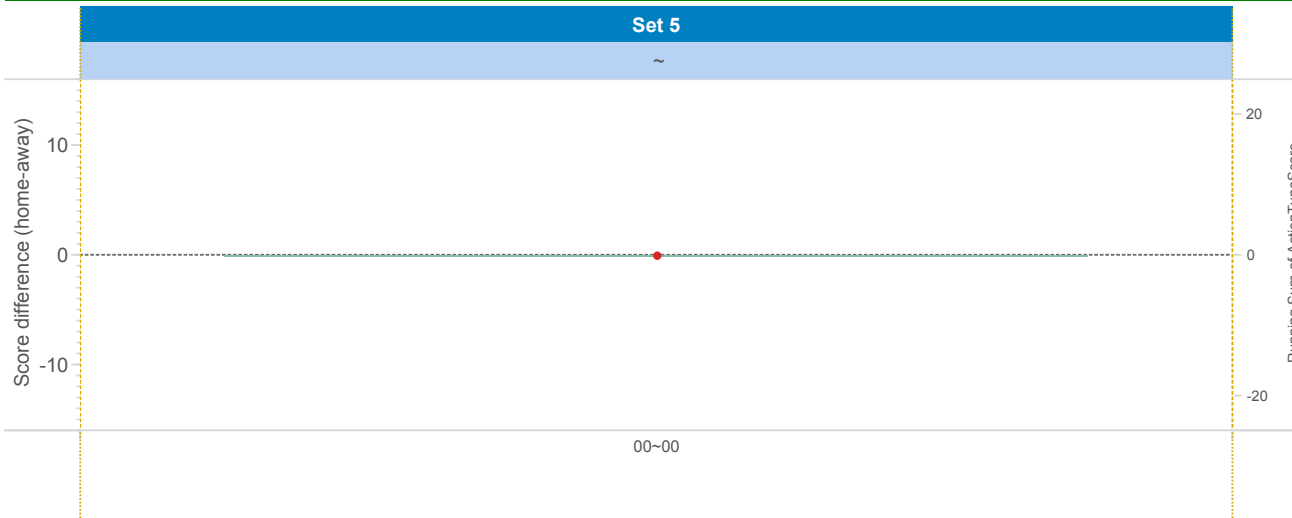
DATA

BelgiumVolleyStats.be
By Marnix Acar

© Trainerstuff.be
By Wouter Laroy

VIZ

(20141213) HAA ~ GUI (3 ~ 1)
Set analysis - Set 5



TEAM_NAME

■ HAA

UPPER LEFT:

+1: A# - B# - S# -1: A=, A/, B=, B/, S=, R=, D=, F=, S=

LOWER LEFT:

TOI = Team of Interest = Team analyzed OPP = Opponent
XXXServe = who served XXXSCORE = who got the point

LOWER RIGHT:

Attack sorted on #SCORE

Attacking skills

		Count of SKILL	#SCORE	#SCORE%	NOSCORE	NOSCORE%	=SCORE	=SCORE%	EFF
18 Sybers	HAA	41	26	63%	11	27%	4	10%	54%
10 ABINET	GUI	47	20	43%	16	34%	11	23%	19%
18 Urnaut	GUI	26	13	50%	11	42%	2	8%	42%
6 Van Assche	HAA	22	12	55%	8	36%	2	9%	45%
2 Huysegoms	HAA	15	10	67%	0	0%	5	33%	33%
13 Steenhouwer	HAA	20	9	45%	9	45%	2	10%	35%
7 VAN DE LOO	GUI	19	7	37%	10	53%	2	11%	26%
17 Goverde	GUI	17	7	41%	6	35%	4	24%	18%
10 De Beul	HAA	6	3	50%	3	50%	0	0%	50%
1 Tormans	HAA	14	2	14%	8	57%	4	29%	-14%
4 Verplancke	GUI	2	2	100%	0	0%	0	0%	100%
6 DOR	GUI	3	2	67%	1	33%	0	0%	67%
8 GODART	GUI	3	1	33%	1	33%	1	33%	0%
1 Abreu Lopez	GUI	1	0	0%	1	100%	0	0%	0%
9 Schouren	GUI	2	0	0%	1	50%	1	50%	-50%
12 Verelst	HAA	2	0	0%	2	100%	0	0%	0%



2014-2015

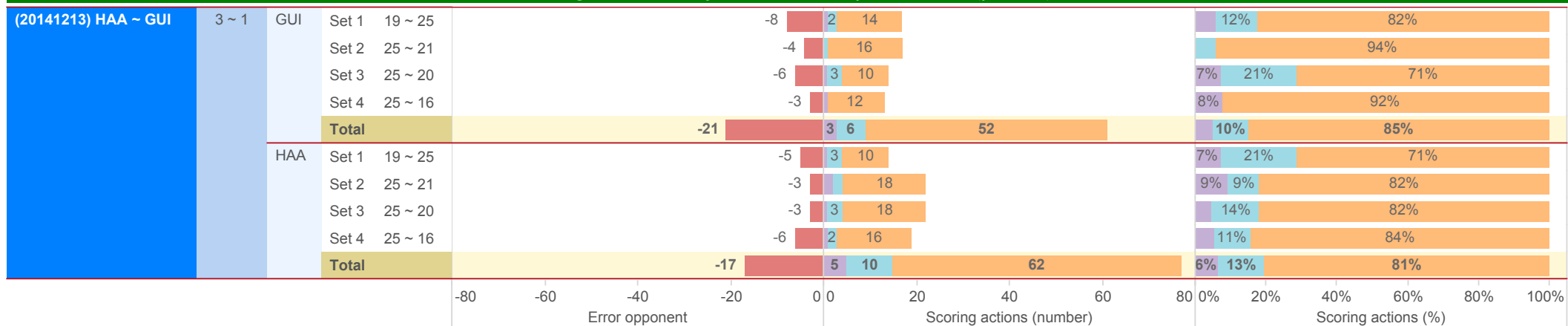
DATA

BelgiumVolleyStats.be
By Marnix Acar

© Trainerstuff.be
By Wouter Laroy

VIZ

(20141213) HAA ~ GUI (3 ~ 1)
Scoring Actions Analyzed: how were points made (per set)



S - Serve B - Block A - Attack



2014-2015

DATA

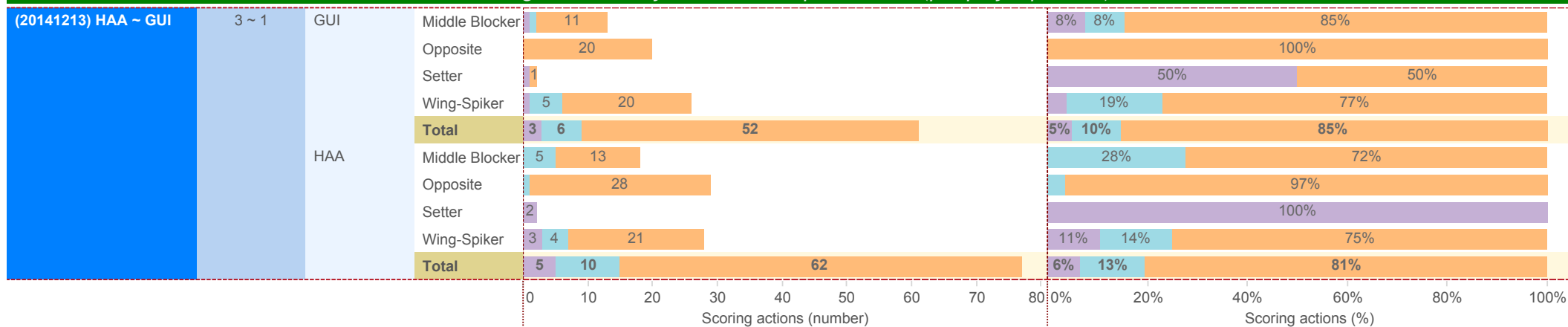
BelgiumVolleyStats.be
By Marnix Acar

© **Trainerstuff.be**
By Wouter Laroy

VIZ

(20141213) HAA ~ GUI (3 ~ 1)

Scoring Actions Analyzed: how were points made (per player position)



S - Serve B - Block A - Attack



2014-2015

DATA

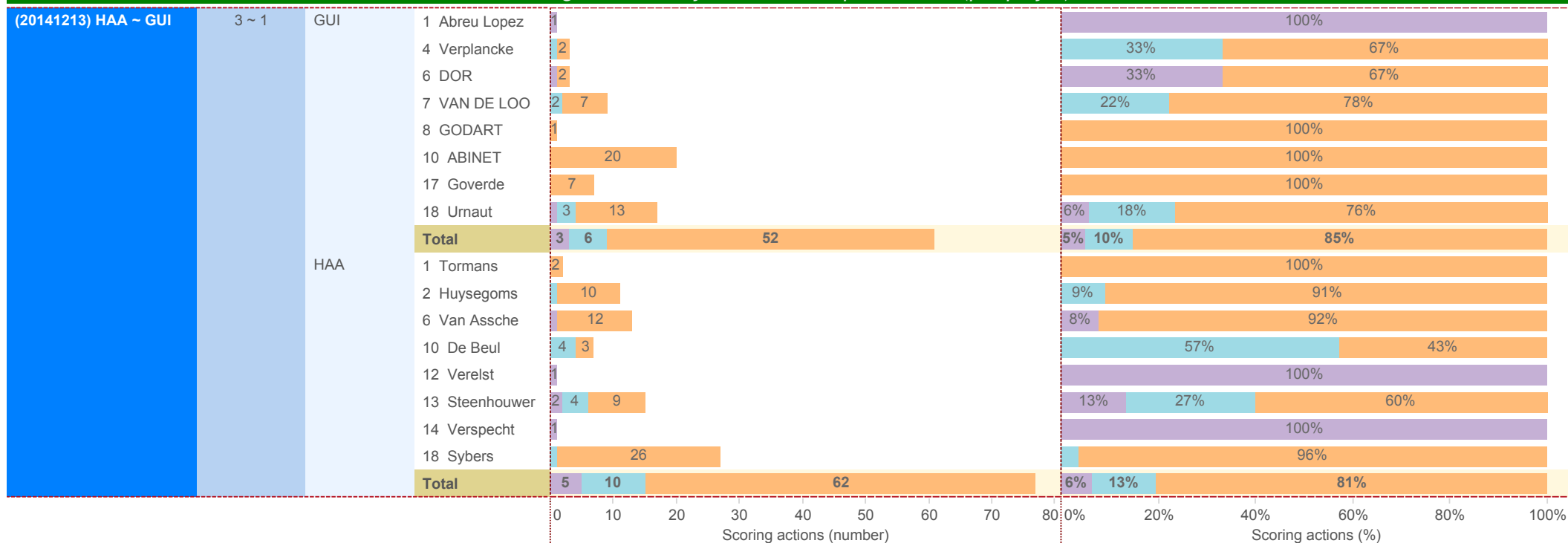
BelgiumVolleyStats.be
By Marnix Acar

© Trainerstuff.be
By Wouter Laroy

VIZ

(20141213) HAA ~ GUI (3 ~ 1)

Scoring Actions Analyzed: how were points made (per player)



S - Serve B - Block A - Attack



2014-2015

DATA

BelgiumVolleyStats.be
By Marnix Acar

© Trainerstuff.be
By Wouter Laroy

VIZ

(20141213) HAA ~ GUI (3 ~ 1)
Skills in detail (per player position): Attack/Block

Category	Team	Position	Skill						Count of SKILL	EFF
			#	+	!	-	/	=		
A - Attack	GUI	Middle Blocker	11 (50%)	3 (14%)		4 (18%)	3 (14%)	1 (5%)	22	32%
		Opposite	20 (41%)	8 (16%)		9 (18%)	7 (14%)	5 (10%)	49	16%
		Setter	1 (25%)		1 ()	1 (25%)		1 (25%)	4	0%
		Wing-Spiker	20 (44%)	3 (7%)	3 ()	15 (33%)		4 (9%)	45	36%
		Total	52 (43%)	14 (12%)	4 (8%)	29 (24%)	10 (8%)	11 (9%)	120	26%
	HAA	Middle Blocker	13 (62%)		1 (10%)	2 (10%)	2 (10%)	3 (14%)	21	38%
		Opposite	28 (51%)	7 (13%)	3 (7%)	9 (16%)	4 (7%)	4 (7%)	55	36%
		Setter		1 (50%)		1 (50%)			2	0%
		Wing-Spiker	21 (50%)	5 (12%)	3 ()	9 (21%)		4 (10%)	42	40%
		Total	62 (52%)	13 (11%)	7 (5%)	21 (18%)	6 (5%)	11 (9%)	120	38%
B - Block	GUI	Middle Blocker	1 (5%)	5 (23%)	3 ()			13 (59%)	22	-55%
		Opposite			2 ()			1 (33%)	3	-33%
		Setter			1 ()			5 (83%)	6	-83%
		Wing-Spiker	5 (45%)	1 (9%)	1 ()			4 (36%)	11	9%
		Total	6 (14%)	6 (14%)	7 ()			23 (55%)	42	-40%
	HAA	Middle Blocker	5 (19%)	4 (15%)	1 ()			16 (62%)	26	-42%
		Opposite	1 (20%)		1 ()			3 (60%)	5	-40%
		Setter		2 (33%)	1 ()			3 (50%)	6	-50%
		Wing-Spiker	4 (50%)		1 ()			3 (38%)	8	13%
		Total	10 (22%)	6 (13%)	4 ()			25 (56%)	45	-33%
			0 50 100	0 10 20	0 5 10	0 20 40	0 5 10 15	0 20 40	0 50 100 150	-100% 0% 100%
			#	+	!	-	/	=	Count of SKILL	EFF



2014-2015

DATA

BelgiumVolleyStats.be
By Marnix Acar

© Trainerstuff.be
By Wouter Laroy

VIZ

(20141213) HAA ~ GUI (3 ~ 1)
Skills in detail (per player position): Serve/Reception

S - Serve	GUI	Libero	#		+		!		-		/		=		Count of SKILL	EFF
			Count	%	Count	%	Count	%	Count	%	Count	%	Count	%		
S - Serve	GUI	Libero	2 (40%)		1 (0)		2 (40%)						5		0%	
		Middle Blocker	1 (5%)	4 (20%)	6 (5%)	6 (30%)	1 (5%)	2 (10%)	20	-5%						
		Opposite		2 (14%)	7 (7%)	4 (29%)	1 (7%)		14	0%						
		Setter	1 (8%)	2 (15%)	6 (0)	4 (31%)			13	8%						
		Wing-Spiker	1 (3%)	8 (26%)	6 (13%)	10 (32%)	4 (13%)	2 (6%)	31	-3%						
	Total	3 (4%)	18 (22%)	26 (7%)	26 (31%)	6 (7%)	4 (5%)	83	-1%							
	HAA	Middle Blocker		9 (38%)	6 (4%)	4 (17%)	1 (4%)	4 (17%)	24	-17%						
		Opposite		1 (8%)	4 (0)	5 (38%)		3 (23%)	13	-23%						
		Setter	2 (13%)		6 (7%)	6 (40%)	1 (7%)		15	13%						
		Wing-Spiker	3 (7%)	15 (37%)	9 (5%)	10 (24%)	2 (5%)	2 (5%)	41	2%						
Total		5 (5%)	25 (27%)	25 (4%)	25 (27%)	4 (4%)	9 (10%)	93	-4%							
R - Reception	GUI	Libero	14 (37%)	8 (21%)		10 (26%)	3 (8%)	3 (8%)	38	-8%						
		Middle Blocker						1 (100%)	1	-100%						
		Wing-Spiker	11 (24%)	17 (38%)		15 (33%)	1 (2%)	1 (2%)	45	-2%						
	Total	25 (30%)	25 (30%)		25 (30%)	4 (5%)	5 (6%)	84	-6%							
	HAA	Libero	11 (28%)	11 (28%)		10 (26%)	5 (13%)	2 (5%)	39	-5%						
		Wing-Spiker	15 (38%)	15 (38%)		8 (20%)	1 (3%)	1 (3%)	40	-3%						
		Total	26 (33%)	26 (33%)		18 (23%)	6 (8%)	3 (4%)	79	-4%						



2014-2015

DATA

BelgiumVolleyStats.be
By Marnix Acar

© Trainerstuff.be
By Wouter Laroy

VIZ

(20141213) HAA ~ GUI (3 ~ 1)

Skills in detail (per player): Attack

A - Attack									Count of SKILL	EFF
A - Attack	GUI	1 Abreu Lopez			1 ()				1	0%
		4 Verplancke	2 (100%)						2	100%
		6 DOR	2 (67%)			1 (33%)			3	67%
		7 VAN DE LOO	7 (37%)	1 (5%)	1 ()	8 (42%)		2 (11%)	19	26%
		8 GODART	1 (33%)			1 (33%)		1 (33%)	3	0%
		9 Schouren				1 (50%)		1 (50%)	2	-50%
		10 ABINET	20 (43%)	8 (17%)		8 (17%)	7 (15%)	4 (9%)	47	19%
		17 Goverde	7 (41%)	3 (18%)		3 (18%)	3 (18%)	1 (6%)	17	18%
		18 Urnaut	13 (50%)	2 (8%)	2 ()	7 (27%)		2 (8%)	26	42%
	Total	52 (43%)	14 (12%)	4 (8%)	29 (24%)	10 (8%)	11 (9%)	120	26%	
	HAA	1 Tormans	2 (14%)	1 (7%)	2 (7%)	5 (36%)	1 (7%)	3 (21%)	14	-14%
		2 Huysegoms	10 (67%)				2 (13%)	3 (20%)	15	33%
		6 Van Assche	12 (55%)	1 (5%)	2 ()	5 (23%)		2 (9%)	22	45%
		10 De Beul	3 (50%)		1 ()	2 (33%)			6	50%
		12 Verelst		1 (50%)		1 (50%)			2	0%
		13 Steenhouer	9 (45%)	4 (20%)	1 ()	4 (20%)		2 (10%)	20	35%
		18 Sybers	26 (63%)	6 (15%)	1 (7%)	4 (10%)	3 (7%)	1 (2%)	41	54%
		Total	62 (52%)	13 (11%)	7 (5%)	21 (18%)	6 (5%)	11 (9%)	120	38%
				#	+	!	-	/	=	Count of SKILL



2014-2015

DATA

BelgiumVolleyStats.be
By Marnix Acar

© Trainerstuff.be
By Wouter Laroy

VIZ

(20141213) HAA ~ GUI (3 ~ 1)
Skills in detail (per player): Block

B - Block	GUI											Count of SKILL	EFF	
		#	+	!	-	/	=							
		1 Abreu Lopez										3 (100%)	3	-100%
		4 Verplancke	1 (50%)	1 (50%)								2	2	50%
		6 DOR										2 (100%)	2	-100%
		7 VAN DE LOO	2 (33%)	1 (17%)								3 (50%)	6	-17%
		8 GODART			1 ()							2 (67%)	3	-67%
		10 ABINET			2 ()							1 (33%)	3	-33%
		17 Goverde		4 (22%)	3 ()							11 (61%)	18	-61%
		18 Urnaut	3 (60%)		1 ()							1 (20%)	5	40%
		Total	6 (14%)	6 (14%)	7 ()							23 (55%)	42	-40%
	HAA	2 Huysegoms	1 (7%)	2 (14%)								11 (79%)	14	-71%
		6 Van Assche			1 ()							1 (50%)	2	-50%
		10 De Beul	4 (33%)	2 (17%)	1 ()							5 (42%)	12	-8%
		12 Verelst		2 (33%)	1 ()							3 (50%)	6	-50%
		13 Steenhouver	4 (67%)									2 (33%)	6	33%
		18 Sybers	1 (20%)		1 ()							3 (60%)	5	-40%
		Total	10 (22%)	6 (13%)	4 ()							25 (56%)	45	-33%
			#	+	!	-	/	=						



2014-2015

DATA

BelgiumVolleyStats.be
By Marnix Acar

© Trainerstuff.be
By Wouter Laroy

VIZ

(20141213) HAA ~ GUI (3 ~ 1)

Skills in detail (per player): Serve

S - Serve	Team	Player	Game Outcome						Count of SKILL	EFF
			#	+	!	-	/	=		
S - Serve	GUI	1 Abreu Lopez	1 (11%)	2 (22%)	3 ()	3 (33%)			9	11%
		4 Verplancke			1 ()	1 (33%)		1 (33%)	3	-33%
		6 DOR	1 (17%)	1 (17%)	1 (17%)	2 (33%)	1 (17%)		6	17%
		7 VAN DE LOO		5 (33%)	3 (20%)	4 (27%)	3 (20%)		15	0%
		8 GODART			3 ()	1 (25%)			4	0%
		10 ABINET		2 (14%)	7 (7%)	4 (29%)	1 (7%)		14	0%
		14 Van Sande		2 (40%)	1 ()	2 (40%)			5	0%
		17 Goverde		3 (27%)	4 ()	3 (27%)		1 (9%)	11	-9%
		18 Urnaut	1 (6%)	3 (19%)	3 (6%)	6 (38%)	1 (6%)	2 (13%)	16	-6%
	Total	3 (4%)	18 (22%)	26 (7%)	26 (31%)	6 (7%)	4 (5%)	83	-1%	
	HAA	1 Tormans		1 (100%)					1	0%
		2 Huysegoms		2 (22%)	3 ()	1 (11%)		3 (33%)	9	-33%
		6 Van Assche	1 (6%)	5 (31%)	4 (6%)	5 (31%)	1 (6%)		16	6%
		10 De Beul		7 (47%)	3 (7%)	3 (20%)	1 (7%)	1 (7%)	15	-7%
		12 Verelst	1 (8%)		4 (8%)	6 (50%)	1 (8%)		12	8%
		13 Steenhouver	2 (8%)	10 (40%)	5 (4%)	5 (20%)	1 (4%)	2 (8%)	25	0%
		14 Verspecht	1 (33%)		2 ()				3	33%
		18 Sybers			4 ()	5 (42%)		3 (25%)	12	-25%
		Total	5 (5%)	25 (27%)	25 (4%)	25 (27%)	4 (4%)	9 (10%)	93	-4%
		#	+	!	-	/	=	Count of SKILL	EFF	



2014-2015

DATA

BelgiumVolleyStats.be
By Marnix Acar

© Trainerstuff.be
By Wouter Laroy

VIZ

(20141213) HAA ~ GUI (3 ~ 1)
Skills in detail (per player): Reception

R - Reception	GUI	HAA	#	+	!	-	/	=	Count of SKILL	EFF	
	6 DOR								1 (100%)	1	-100%
	7 VAN DE LOO		5 (25%)	7 (35%)		7 (35%)		1 (5%)	20	-5%	
	14 Van Sande							1 (100%)	1	-100%	
	16 Van De Pontseele		14 (38%)	8 (22%)		10 (27%)	3 (8%)	2 (5%)	37	-5%	
	18 Urnaut		6 (24%)	10 (40%)		8 (32%)	1 (4%)		25	0%	
	Total		25 (30%)	25 (30%)		25 (30%)	4 (5%)	5 (6%)	84	-6%	
	HAA										
	6 Van Assche		7 (44%)	4 (25%)		4 (25%)		1 (6%)	16	-6%	
	11 Van Reeth		11 (28%)	11 (28%)		10 (26%)	5 (13%)	2 (5%)	39	-5%	
	13 Steenhouver		8 (33%)	11 (46%)		4 (17%)	1 (4%)		24	0%	
	Total		26 (33%)	26 (33%)		18 (23%)	6 (8%)	3 (4%)	79	-4%	
			#	+	!	-	/	=	Count of SKILL	EFF	