



2014-2015

DATA

BelgiumVolleyStats.be
By Marnix Acar

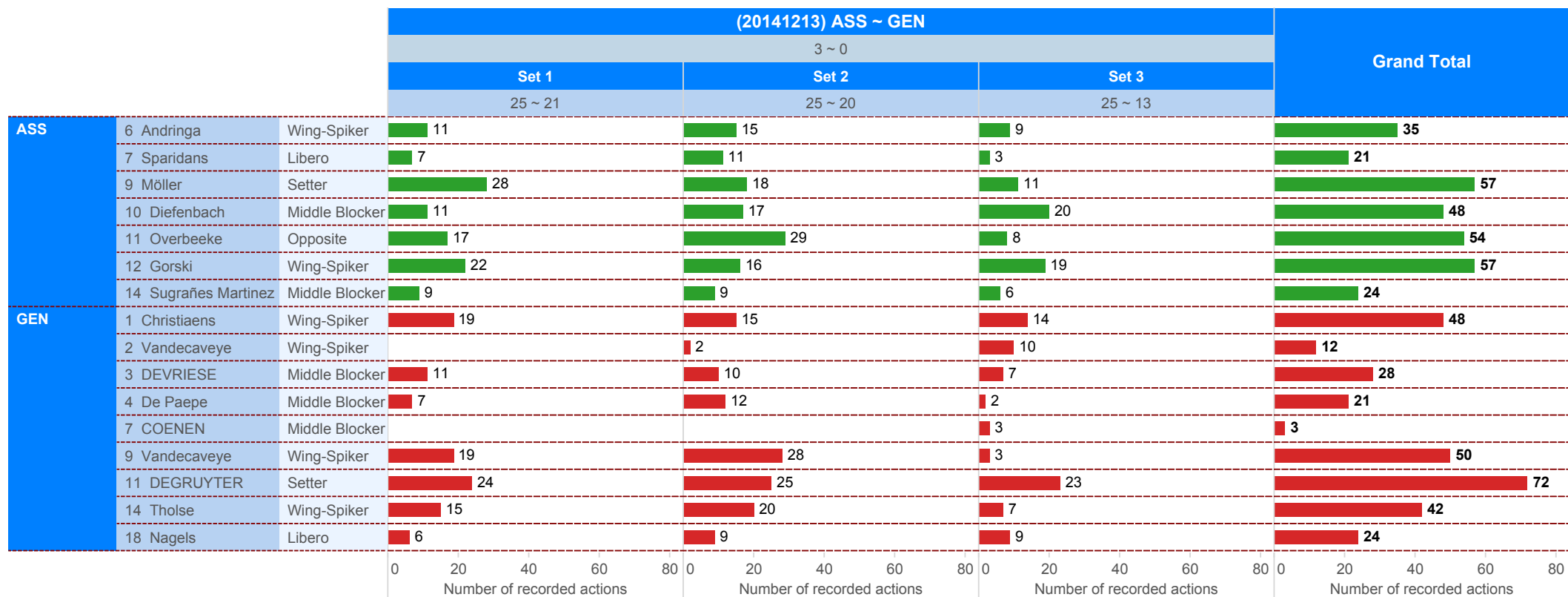
© **Trainerstuff.be**
By Wouter Laroy

VIZ

Scouting data provided by: Marnix Acar - www.BelgiumVolleyStats.be

Data processing and vizualization: Wouter Laroy - www.trainerstuff.be

Questions/Remarks/Suggestions: info@belgiumvolleystats.be - wouterstrainerstuff@gmail.com



■ SET LOST ■ SET WON



2014-2015

DATA

BelgiumVolleyStats.be
By Marnix Acar

© Trainerstuff.be
By Wouter Laroy

VIZ

(20141213) ASS ~ GEN (3 ~ 0)
Game analysis

TOI	ScoringActi..	TOIServe						OPPServe							
		TOISCORE			OPPSCORE			Total	TOISCORE			OPPSCORE			Total
		TOI	OPP	Total	TOI	OPP	Total		TOI	OPP	Total	TOI	OPP	Total	
ASS	A#	15		15		23	23	38	30		30		5	5	35
	S#	2		2				2					1	1	1
	A=		7	7		2	2	9					3	3	3
	A\		6	6		1	1	7		4	4		2	2	6
	S=					13	13	13		9	9				9
	E=		2	2				2					2	2	2
	D=					1	1	1							
Total		17	15	32	17	23	40	72	30	13	43	7	6	13	56
GEN	A#	5		5		30	30	35	23		23		15	15	38
	S#	1		1				1					2	2	2
	A=		3	3				3		2	2		7	7	9
	A\		2	2		4	4	6		1	1		6	6	7
	S=					9	9	9		13	13				13
	E=		2	2				2					2	2	2
	D=									1	1				1
Total		6	7	13	13	30	43	56	23	17	40	15	17	32	72

Attack

		Count of SKILL	%SCORE	%-SCORE	EFF
9 Möller	ASS	1	100%	0%	100%
11 DEGRUYTER	GEN	2	100%	0%	100%
12 Gorski	ASS	12	83%	0%	83%
14 Sugrañes Martin..	ASS	6	67%	17%	50%
6 Andringa	ASS	13	62%	15%	46%
9 Vandecaveye	GEN	12	58%	17%	42%
11 Overbeeke	ASS	31	55%	16%	39%
10 Diefenbach	ASS	10	50%	0%	50%
4 De Paepe	GEN	7	43%	14%	29%
1 Christiaens	GEN	16	38%	38%	0%
3 DEVRIESE	GEN	11	36%	9%	27%
2 Vandecaveye	GEN	4	25%	25%	0%
14 Tholse	GEN	23	22%	26%	-4%
7 COENEN	GEN	1	0%	0%	0%

Block

		Count of SKILL	#
6 Andringa	ASS	5	3
10 Diefenbach	ASS	8	2
12 Gorski	ASS	5	2
14 Sugrañes Martinez	ASS	7	2
1 Christiaens	GEN	5	1
2 Vandecaveye	GEN	2	1
9 Möller	ASS	2	1
9 Vandecaveye	GEN	3	1
3 DEVRIESE	GEN	5	
4 De Paepe	GEN	7	
11 DEGRUYTER	GEN	2	
11 Overbeeke	ASS	2	
14 Tholse	GEN	4	

Serve

		Count of SKILL	%	%-
11 DEGRUYTER	GEN	9	11%	22%
11 Overbeeke	ASS	14	7%	14%
10 Diefenbach	ASS	22	5%	18%
1 Christiaens	GEN	8		13%
2 Vandecaveye	GEN	2		
3 DEVRIESE	GEN	8		13%
4 De Paepe	GEN	7		43%
6 Andringa	ASS	9		22%
7 COENEN	GEN	2		
9 Möller	ASS	9		22%
9 Vandecaveye	GEN	9		
12 Gorski	ASS	8		13%
14 Sugrañes Martinez	ASS	11		18%
14 Tholse	GEN	11		18%

Reception

		Count of SKILL	%	%-	%
18 Nagels	GEN	17	35%	24%	
6 Andringa	ASS	3	33%	67%	
12 Gorski	ASS	29	24%	34%	
1 Christiaens	GEN	16	19%	50%	
7 Sparidans	ASS	13	15%	38%	
9 Vandecaveye	GEN	23	9%	39%	9%
2 Vandecaveye	GEN	3		33%	
3 DEVRIESE	GEN	1		100%	
10 Diefenbach	ASS	2		50%	50%

UPPER:

TOI = Team of Interest = Team analyzed OPP = Opponent
 XXXServe = who served XXXSCORE = who got the point



2014-2015

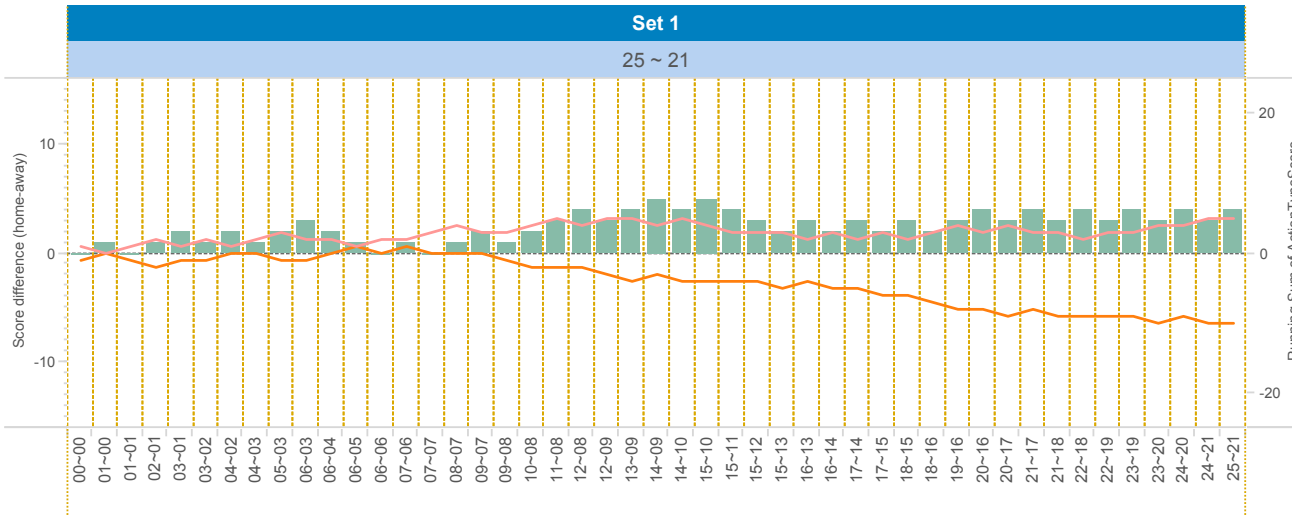
DATA

BelgiumVolleyStats.be
By Marnix Acar

© Trainerstuff.be
By Wouter Iaroy

VIZ

(20141213) ASS ~ GEN (3 ~ 0)
Set analysis - Set 1



TEAM_NAME

- ASS
- GEN

UPPER LEFT:

+1: A# - B# - S# -1: A=, A/, B=, B/, S=, R=, D=, F=, S=

LOWER LEFT:

TOI = Team of Interest = Team analyzed OPP = Opponent
XXXServe = who served XXXSCORE = who got the point

LOWER RIGHT:

Attack sorted on #SCORE

Attacking skills

		Set 1													
		TOIServe						OPPServe							
		TOISCORE			OPPSCORE			Total	TOISCORE			OPPSCORE			Total
TOI	Scorin..	TOI	OPP	Total	TOI	OPP	Total		TOI	OPP	Total	TOI	OPP	Total	
ASS	A#	4		4		8	8	12	13		13		1	1	14
	A=		1	1		2	2	3				1		1	1
	A/		2	2				2	2		1			1	3
	S=					6	6	6		3	3				3
	E=											1		1	1
	Total		4	3	7	8	8	16	23	13	5	18	3	1	4
GEN	A#	1		1		13	13	14	8		8		4	4	12
	A=		1	1				1		2	2		1	1	3
	A/		1	1		2	2	3				2		2	2
	S=					3	3	3		6	6				6
	E=		1	1				1							1
	Total		1	3	4	5	13	18	22	8	8	16	3	4	7

		Count of SKILL	#SCORE	#SCORE%	NOSCORE	NOSCORE%	=SCORE	=SCORE%	EFF
11 Overbeeke	ASS	12	6	50%	3	25%	3	25%	25%
12 Gorski	ASS	5	4	80%	1	20%	0	0%	80%
6 Andringa	ASS	3	3	100%	0	0%	0	0%	100%
9 Vandecaveye	GEN	6	3	50%	1	17%	2	33%	17%
1 Christiaens	GEN	5	2	40%	2	40%	1	20%	20%
10 Diefenbach	ASS	2	2	100%	0	0%	0	0%	100%
3 DEVRIESE	GEN	4	1	25%	3	75%	0	0%	25%
4 De Paepe	GEN	2	1	50%	1	50%	0	0%	50%
9 Möller	ASS	1	1	100%	0	0%	0	0%	100%
11 DEGRUYTER	GEN	1	1	100%	0	0%	0	0%	100%
14 Sugrañes Martinez	ASS	2	1	50%	0	0%	1	50%	0%
14 Tholse	GEN	7	1	14%	4	57%	2	29%	-14%



2014-2015

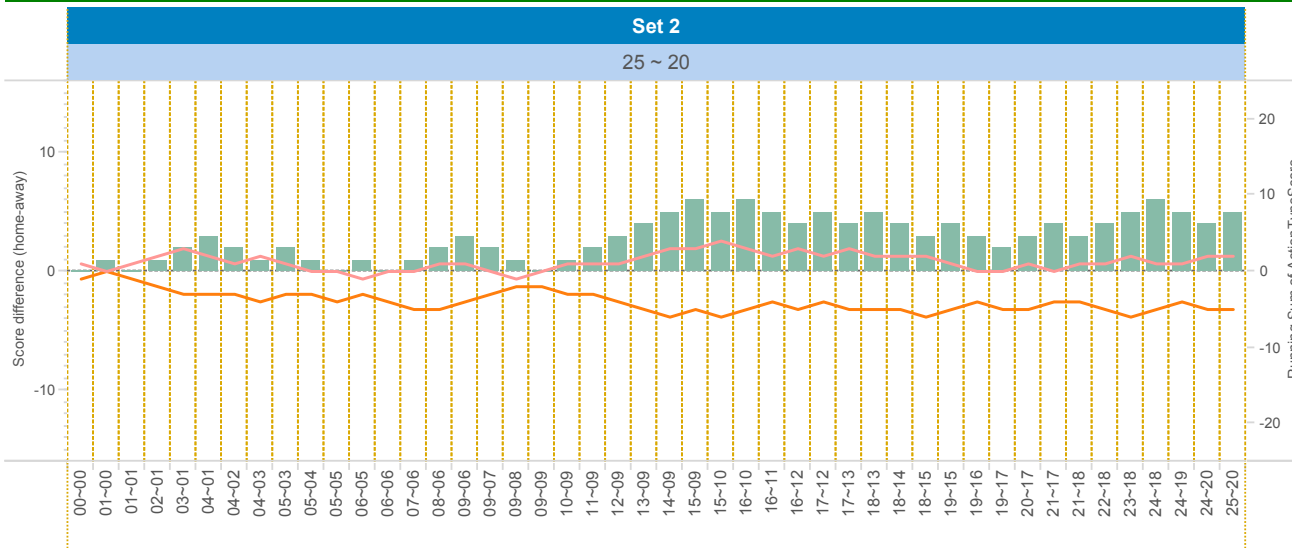
DATA

BelgiumVolleyStats.be
By Marnix Acar

© Trainerstuff.be
By Wouter Iaroy

VIV

(20141213) ASS ~ GEN (3 ~ 0)
Set analysis - Set 2



TEAM_NAME

ASS

GEN

UPPER LEFT:

+1: A# - B# - S# -1: A=, A/, B=, B/, S=, R=, D=, F=, S=

LOWER LEFT:

TOI = Team of Interest = Team analyzed OPP = Opponent
XXXServe = who served XXXSCORE = who got the point

LOWER RIGHT:

Attack sorted on #SCORE

Attacking skills

		Set 2												
		TOIServe					OPPServe							
		TOIScore		OPPScore		Total	TOIScore		OPPScore		Total	Total		
TOI	Scorin..	TOI	OPP	Total	TOI	OPP	Total	TOI	OPP	Total	TOI	OPP	Total	
ASS	A#	5		5		9	9	14	7		7	4	4	11
	S#	1		1				1			1	1	1	
	A=		3	3			3				2		2	
	A/		3	3	1		4		2	2			2	
	S=				2		2		3	3			3	
	E=		1	1			1				1		1	
	Total		6	7	13	3	9	12	25	7	5	12	8	20
GEN	A#	4		4		7	7	11	9		9	5	5	14
	S#	1		1				1			1	1	1	
	A=		2	2			2				3		3	
	A/				2		2		1	1	3		3	
	S=				3		3		2	2			4	
	E=		1	1			1				1		1	
Total		5	3	8	5	7	12	20	9	3	12	6	13	

		Count of SKILL	#SCORE	#SCORE%	NOSCORE	NOSCORE%	=SCORE	=SCORE%	EFF
11 Overbeeke	ASS	14	7	50%	6	43%	1	7%	43%
9 Vandecaveye	GEN	6	4	67%	2	33%	0	0%	67%
14 Tholse	GEN	13	3	23%	6	46%	4	31%	-8%
1 Christiaens	GEN	6	2	33%	2	33%	2	33%	0%
4 De Paepe	GEN	4	2	50%	2	50%	0	0%	50%
6 Andringa	ASS	6	2	33%	2	33%	2	33%	0%
10 Diefenbach	ASS	6	2	33%	4	67%	0	0%	33%
3 DEVRIESE	GEN	4	1	25%	2	50%	1	25%	0%
11 DEGRUYTER	GEN	1	1	100%	0	0%	0	0%	100%
14 Sugrañes Martinez	ASS	2	1	50%	1	50%	0	0%	50%
2 Vandecaveye	GEN	2	0	0%	1	50%	1	50%	-50%
12 Gorski	ASS	1	0	0%	1	100%	0	0%	0%



2014-2015

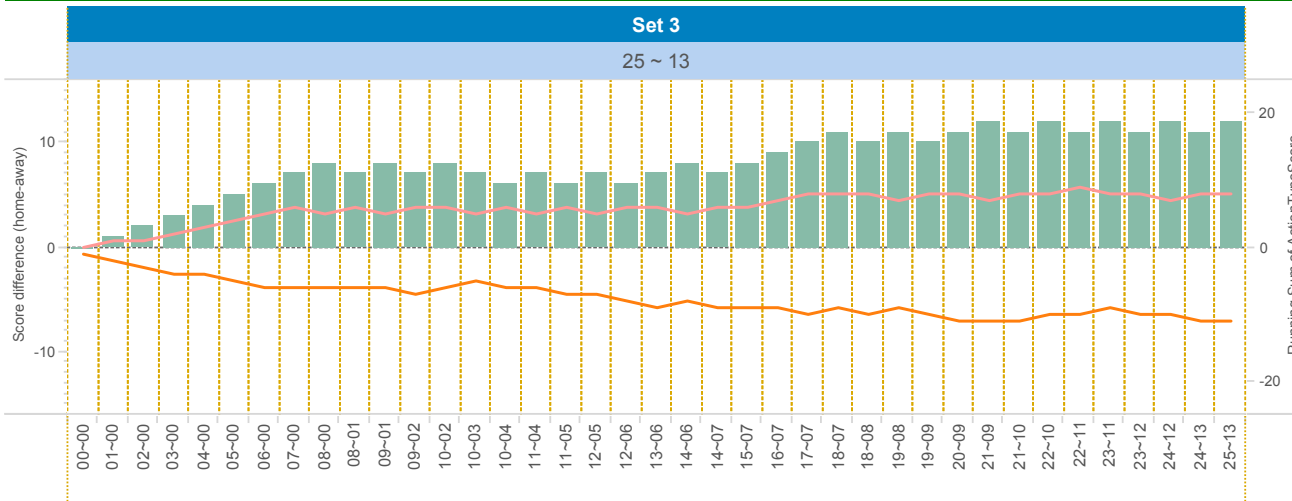
DATA

BelgiumVolleyStats.be
By Marnix Acar

© Trainerstuff.be
By Wouter Laroy

VIZ

(20141213) ASS ~ GEN (3 ~ 0)
Set analysis - Set 3



TEAM_NAME

- ASS
- GEN

UPPER LEFT:

+1: A# - B# - S# -1: A=, A/, B=, B/, S=, R=, D=, F=, S=

LOWER LEFT:

TOI = Team of Interest = Team analyzed OPP = Opponent
XXXServe = who served XXXSCORE = who got the point

LOWER RIGHT:

Attack sorted on #SCORE

		Set 3															
		TOIServe							OPPServe								
		TOIScore			OPPScore				Total	TOIScore			OPPScore				Total
TOI	Scorin..	TOI	OPP	Total	TOI	OPP	Total	TOI		OPP	Total	TOI	OPP	Total	Total		
ASS	A#	6		6		6	12		10		10				10		
	S#	1		1			1								1		
	A=		3	3			3								3		
	A/		1	1			1				1			1	1		
	S=				5		5	5		3	3				3		
	E=		1	1			1	1							1		
	D=				1		1	1							1		
	Total	7	5	12	6	6	12	24	10	3	13	1	1	14			
GEN	A#				10		10	10	6		6		6		12		
	S#											1		1			
	A=											3		3			
	A/		1	1			1	1				1		1			
	S=				3		3	3		5	5			5			
	E=											1		1			
	D=									1	1			1			
	Total		1	1	3	10	13	14	6	6	12	5	7	12			

Attacking skills

		Count of SKILL	#SCORE	#SCORE%	NOSCORE	NOSCORE%	=SCORE	=SCORE%	EFF	
12	Gorski	ASS	6	6	100%	0	0%	0	0%	100%
11	Overbeeke	ASS	5	4	80%	0	0%	1	20%	60%
6	Andringa	ASS	4	3	75%	1	25%	0	0%	75%
1	Christiaens	GEN	5	2	40%	0	0%	3	60%	-20%
3	DEVRIESE	GEN	3	2	67%	1	33%	0	0%	67%
14	Sugrañes Martinez	ASS	2	2	100%	0	0%	0	0%	100%
2	Vandecaveye	GEN	2	1	50%	1	50%	0	0%	50%
10	Diefenbach	ASS	2	1	50%	1	50%	0	0%	50%
14	Tholse	GEN	3	1	33%	2	67%	0	0%	33%
4	De Paepe	GEN	1	0	0%	0	0%	1	100%	-100%
7	COENEN	GEN	1	0	0%	1	100%	0	0%	0%



2014-2015

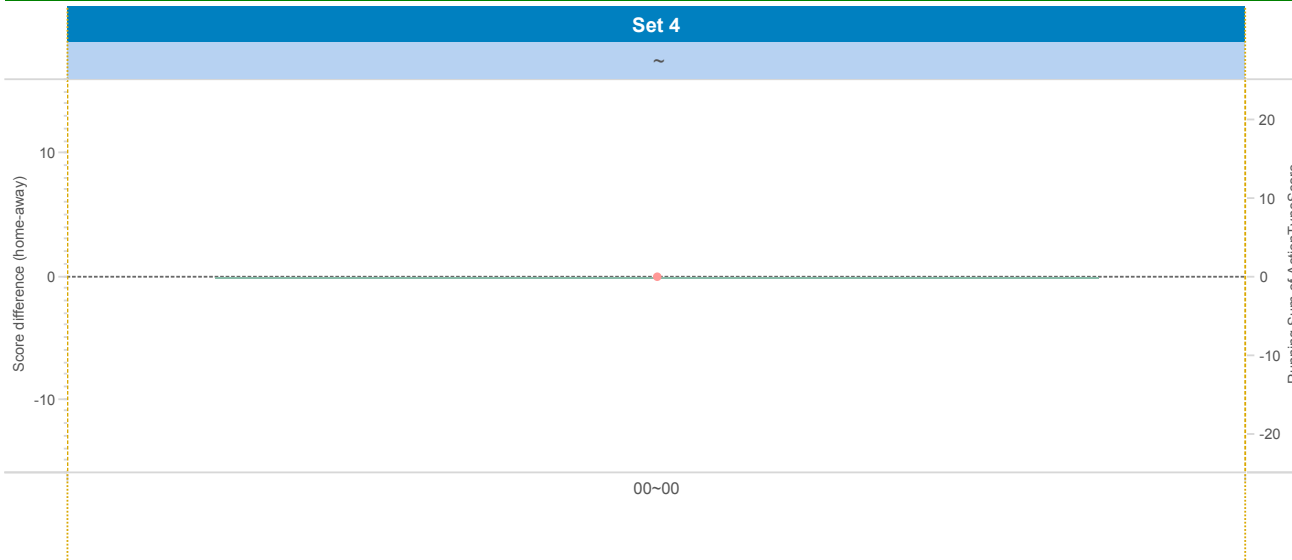
DATA

BelgiumVolleyStats.be
By Marnix Acar

© Trainerstuff.be
By Wouter Laroy

VIZ

(20141213) ASS ~ GEN (3 ~ 0)
Set analysis - Set 4



TEAM_NAME

ASS

UPPER LEFT:

+1: A# - B# - S# -1: A=, A/, B=, B/, S=, R=, D=, F=, S=

LOWER LEFT:

TOI = Team of Interest = Team analyzed OPP = Opponent
XXXServe = who served XXXSCORE = who got the point

LOWER RIGHT:

Attack sorted on #SCORE

Attacking skills



2014-2015

DATA

BelgiumVolleyStats.be
By Marnix Acar

© **Trainerstuff.be**
By Wouter Laroy

VIZ

(20141213) ASS ~ GEN (All)
Set analysis - Set 5

TEAM_NAME

UPPER LEFT:

+1: A# - B# - S# **-1:** A=, A/, B=, B/, S=, R=, D=, F=, S=

LOWER LEFT:

TOI = Team of Interest = Team analyzed **OPP** = Opponent
XXXServe = who served **XXXSCORE** = who got the point

LOWER RIGHT:

Attack sorted on #SCORE

Attacking skills

		Count of SKILL	#SCORE	#SCORE%	NOSCORE	NOSCORE%	=SCORE	=SCORE%	EFF
11 Overbeeke	ASS	31	17	55%	9	29%	5	16%	39%
12 Gorski	ASS	12	10	83%	2	17%	0	0%	83%
6 Andringa	ASS	13	8	62%	3	23%	2	15%	46%
9 Vandecaveye	GEN	12	7	58%	3	25%	2	17%	42%
1 Christiaens	GEN	16	6	38%	4	25%	6	38%	0%
10 Diefenbach	ASS	10	5	50%	5	50%	0	0%	50%
14 Tholse	GEN	23	5	22%	12	52%	6	26%	-4%
3 DEVRIESE	GEN	11	4	36%	6	55%	1	9%	27%
14 Sugrañes Martin...	ASS	6	4	67%	1	17%	1	17%	50%
4 De Paepe	GEN	7	3	43%	3	43%	1	14%	29%
11 DEGRUYTER	GEN	2	2	100%	0	0%	0	0%	100%
2 Vandecaveye	GEN	4	1	25%	2	50%	1	25%	0%
9 Möller	ASS	1	1	100%	0	0%	0	0%	100%
7 COENEN	GEN	1	0	0%	1	100%	0	0%	0%



2014-2015

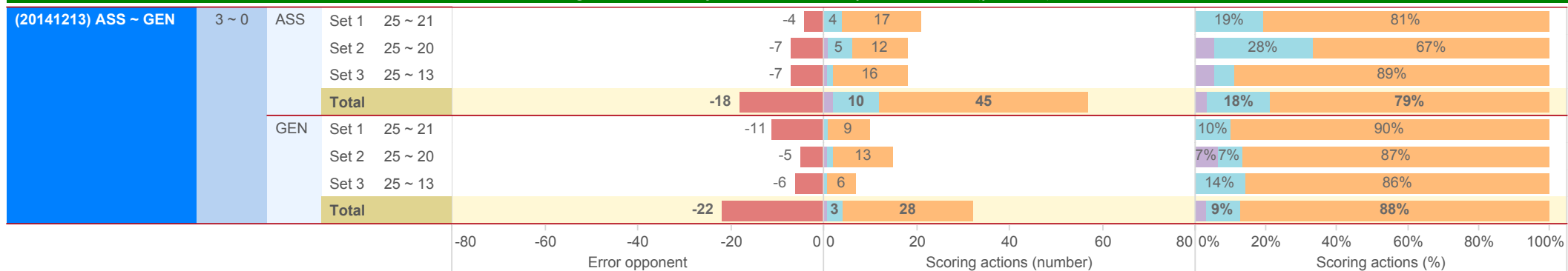
DATA

BelgiumVolleyStats.be
By Marnix Acar

© Trainerstuff.be
By Wouter Laroy

VIZ

(20141213) ASS ~ GEN (3 ~ 0)
Scoring Actions Analyzed: how were points made (per set)



S - Serve B - Block A - Attack



2014-2015

DATA

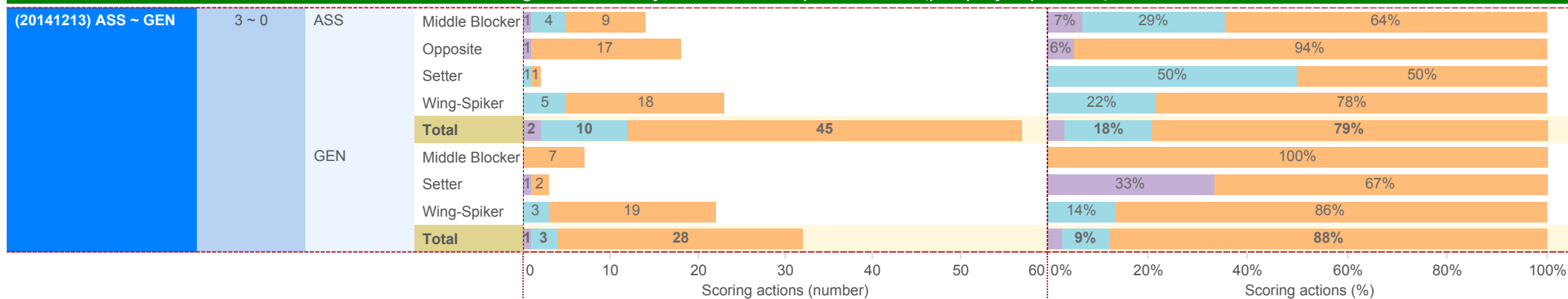
BelgiumVolleyStats.be
By Marnix Acar

© Trainerstuff.be
By Wouter Laroy

VIZ

(20141213) ASS ~ GEN (3 ~ 0)

Scoring Actions Analyzed: how were points made (per player position)





2014-2015

DATA

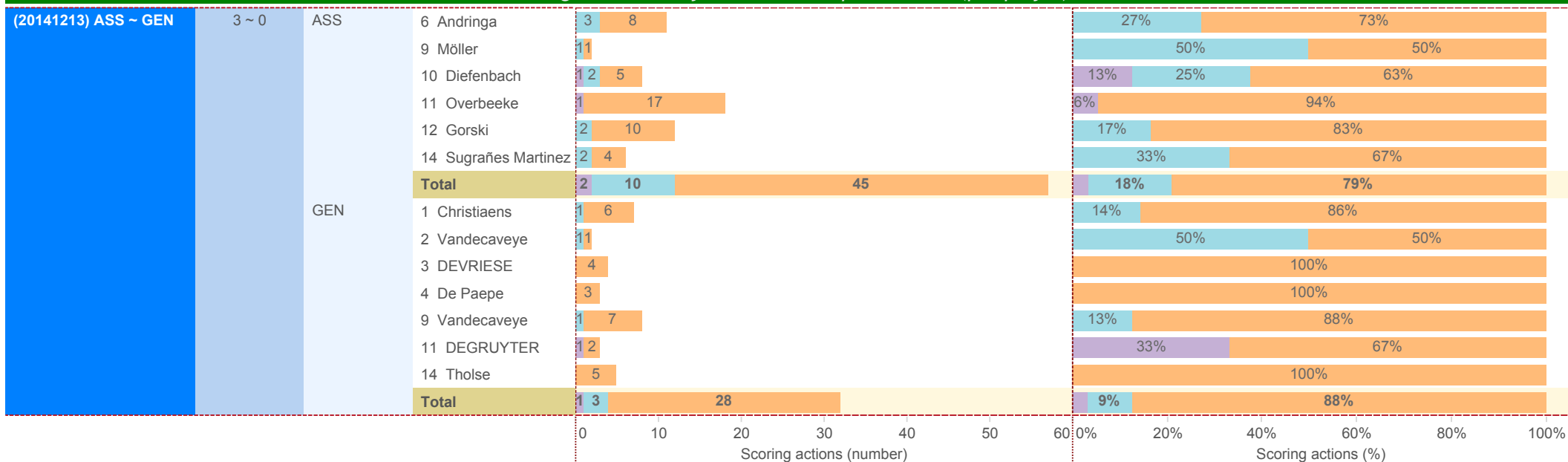
BelgiumVolleyStats.be
By Marnix Acar

© Trainerstuff.be
By Wouter Laroy

VIZ

(20141213) ASS ~ GEN (3 ~ 0)

Scoring Actions Analyzed: how were points made (per player)



S - Serve B - Block A - Attack



2014-2015

DATA

BelgiumVolleyStats.be
By Marnix Acar

© Trainerstuff.be
By Wouter Laroy

VIZ

(20141213) ASS ~ GEN (3 ~ 0)
Skills in detail (per player position): Attack/Block

Category	Team	Position	Game 1						Total	EFF
			#	+	!	-	/	=		
A - Attack	ASS	Middle Blocker	9 (56%)	3 (19%)	1 (0)	2 (13%)		1 (6%)	16	50%
		Opposite	17 (55%)	6 (19%)	1 (10%)	2 (6%)	3 (10%)	2 (6%)	31	39%
		Setter	1 (100%)						1	100%
		Wing-Spiker	18 (72%)	3 (12%)	2 (0)			2 (8%)	25	64%
		Total	45 (62%)	12 (16%)	4 (4%)	4 (5%)	3 (4%)	5 (7%)	73	51%
	GEN	Middle Blocker	7 (37%)	2 (11%)	1 (5%)	7 (37%)	1 (5%)	1 (5%)	19	26%
		Setter	2 (100%)						2	100%
		Wing-Spiker	19 (35%)	8 (15%)	2 (16%)	11 (20%)	9 (16%)	6 (11%)	55	7%
		Total	28 (37%)	10 (13%)	3 (13%)	18 (24%)	10 (13%)	7 (9%)	76	14%
		B - Block	ASS	Middle Blocker	4 (27%)		2 (0)	1 (7%)		8 (53%)
Opposite								2 (100%)	2	-100%
Setter	1 (50%)			1 (50%)					2	50%
Wing-Spiker	5 (50%)			2 (20%)	1 (0)	1 (10%)		1 (10%)	10	40%
Total	10 (34%)			3 (10%)	3 (0)	2 (7%)		11 (38%)	29	-3%
GEN	Middle Blocker			1 (8%)	3 (0)	1 (8%)		7 (58%)	12	-58%
	Setter							2 (100%)	2	-100%
	Wing-Spiker		3 (21%)					11 (79%)	14	-57%
	Total		3 (11%)	1 (4%)	3 (0)	1 (4%)		20 (71%)	28	-61%
				0 20 40 60 80	0 10 20	0 2 4 6	0 10 20 30	0 5 10 15	0 10 20 30	0 50
			#	+	!	-	/	=	Count of SKILL	EFF



2014-2015

DATA

BelgiumVolleyStats.be
By Marnix Acar

© Trainerstuff.be
By Wouter Laroy

VIZ

(20141213) ASS ~ GEN (3 ~ 0)

Skills in detail (per player position): Serve/Reception

Skill	Team	Position	Game Outcome						Total	EFF	
			W	L	T	+	!	-			
S - Serve	ASS	Middle Blocker	1 (3%)	12 (36%)	8 (6%)	4 (12%)	2 (6%)	6 (18%)	33	-15%	
		Opposite	1 (7%)	4 (29%)	5 ()	2 (14%)	2 (14%)	14	-7%		
		Setter		2 (22%)	3 ()	2 (22%)	2 (22%)	9	-22%		
		Wing-Spiker		4 (24%)	5 ()	5 (29%)	3 (18%)	17	-18%		
		Total	2 (3%)	22 (30%)	21 (3%)	13 (18%)	2 (3%)	13 (18%)	73	-15%	
	GEN	Middle Blocker		4 (24%)	7 ()	2 (12%)		4 (24%)	17	-24%	
		Setter	1 (11%)	3 (33%)	2 ()	1 (11%)		2 (22%)	9	-11%	
		Wing-Spiker		9 (30%)	9 (7%)	7 (23%)	2 (7%)	3 (10%)	30	-10%	
		Total	1 (2%)	16 (29%)	18 (4%)	10 (18%)	2 (4%)	9 (16%)	56	-14%	
		R - Reception	ASS	Libero	2 (15%)	5 (38%)	4 ()	2 (15%)		13	0%
Middle Blocker				1 (50%)			1 (50%)	2	-50%		
Wing-Spiker	8 (25%)			12 (38%)	6 (6%)	4 (13%)	2 (6%)	32	0%		
Total	10 (21%)			18 (38%)	10 (4%)	6 (13%)	2 (4%)	1 (2%)	47	-2%	
GEN	Libero			6 (35%)	4 (24%)	4 ()	3 (18%)		17	0%	
	Middle Blocker			1 (100%)				1	0%		
	Wing-Spiker		5 (12%)	18 (43%)	6 (5%)	9 (21%)	2 (5%)	2 (5%)	42	-5%	
	Total		11 (18%)	23 (38%)	10 (3%)	12 (20%)	2 (3%)	2 (3%)	60	-3%	
				0 5 10 15 20	0 10 20 30 40	0 10 20 30	0 10 20	0 1 2 3 4	0 10 20	0 50	-60% -40% -20%
			#	+	!	-	/	=	Count of SKILL	EFF	



2014-2015

DATA

BelgiumVolleyStats.be
By Marnix Acar

© Trainerstuff.be
By Wouter Laroy

VIZ

(20141213) ASS ~ GEN (3 ~ 0)

Skills in detail (per player): Attack

A - Attack		ASS	6 Andringa	9 Möller	10 Diefenbach	11 Overbeeke	12 Gorski	14 Sugrañes Martinez	Total	GEN	1 Christiaens	2 Vandecaveye	3 DEVRIESE	4 De Paepe	7 COENEN	9 Vandecaveye	11 DEGRUYTER	14 Tholse	Total	#	+	!	-	/	=	Count of SKILL	EFF
			8 (62%)	1 (8%)	5 (50%)	17 (55%)	10 (83%)	4 (67%)	45 (62%)		6 (38%)	1 (25%)	4 (36%)	3 (43%)	7 (58%)	2 (100%)	5 (22%)		28 (37%)								
			1 (100%)		2 (20%)	6 (19%)	2 (17%)	1 (17%)	12 (16%)		2 (13%)	2 (18%)	2 (18%)	1 (8%)	1 (8%)	5 (22%)	1 (13%)	5 (22%)	10 (13%)								
			2 (15%)		1 (10%)	2 (6%)			4 (4%)		2 (13%)	3 (27%)	3 (27%)	1 (100%)	1 (8%)	6 (26%)	5 (22%)	1 (4%)	3 (13%)								
			13	1	10	31	12	6	73		4 (25%)	1 (9%)	7 (58%)	12	2	23	7 (9%)	76									
			46%	100%	50%	39%	83%	50%	51%		0%	0%	27%	29%	0%	42%	100%	-4%	14%								



2014-2015

DATA

BelgiumVolleyStats.be
By Marnix Acar

© Trainerstuff.be
By Wouter Laroy

VIZ

(20141213) ASS ~ GEN (3 ~ 0)
Skills in detail (per player): Block

B - Block	ASS	Player	Skill					Count of SKILL	EFF	
			#	+	!	-	/			
		6 Andringa	3 (60%)	1 (20%)	1 ()			5	60%	
		9 Möller	1 (50%)	1 (50%)				2	50%	
		10 Diefenbach	2 (25%)		1 ()		5 (63%)	8	-38%	
		11 Overbeeke					2 (100%)	2	-100%	
		12 Gorski	2 (40%)	1 (20%)		1 (20%)	1 (20%)	5	20%	
		14 Sugrañes Martinez	2 (29%)		1 ()	1 (14%)	3 (43%)	7	-14%	
		Total	10 (34%)	3 (10%)	3 ()	2 (7%)	11 (38%)	29	-3%	
	GEN	1 Christiaens	1 (20%)				4 (80%)	5	-60%	
		2 Vandecaveye	1 (50%)				1 (50%)	2	0%	
		3 DEVRIESE		1 (20%)	2 ()		2 (40%)	5	-40%	
		4 De Paepe			1 ()	1 (14%)	5 (71%)	7	-71%	
		9 Vandecaveye	1 (33%)				2 (67%)	3	-33%	
		11 DEGRUYTER					2 (100%)	2	-100%	
		14 Tholse					4 (100%)	4	-100%	
		Total	3 (11%)	1 (4%)	3 ()	1 (4%)	20 (71%)	28	-61%	
			#	+	!	-	/	=	Count of SKILL	EFF



2014-2015

DATA

BelgiumVolleyStats.be
By Marnix Acar

© Trainerstuff.be
By Wouter Laroy

VIZ

(20141213) ASS ~ GEN (3 ~ 0)
Skills in detail (per player): Serve

S - Serve	ASS	Player	Game Won (Green)					Game Lost (Red)		EFF
			#	+	!	-	/	=	Count of SKILL	
S - Serve	ASS	6 Andringa	3 (33%)	3 ()	1 (11%)	2 (22%)	9	-22%		
		9 Möller	2 (22%)	3 ()	2 (22%)	9	-22%			
		10 Diefenbach	1 (5%)	11 (50%)	3 (5%)	2 (9%)	1 (5%)	4 (18%)	22	-14%
		11 Overbeeke	1 (7%)	4 (29%)	5 ()	2 (14%)	2 (14%)	14	-7%	
		12 Gorski	1 (13%)	2 ()	4 (50%)	1 (13%)	8	-13%		
		14 Sugrañes Martinez	1 (9%)	5 (9%)	2 (18%)	1 (9%)	2 (18%)	11	-18%	
		Total	2 (3%)	22 (30%)	21 (3%)	13 (18%)	2 (3%)	13 (18%)	73	-15%
		GEN	1 Christiaens	3 (38%)	2 ()	2 (25%)	1 (13%)	8	-13%	
	2 Vandecaveye		1 (50%)	1 ()	2 (22%)	2 (22%)	2	0%		
	3 DEVRIESE		2 (25%)	4 ()	1 (13%)	1 (13%)	8	-13%		
	4 De Paepe		1 (14%)	2 ()	1 (14%)	3 (43%)	7	-43%		
	7 COENEN		1 (50%)	1 ()	2 (22%)	2 (22%)	2	0%		
	9 Vandecaveye		2 (22%)	3 (22%)	2 (22%)	2 (22%)	2 (22%)	9	0%	
	11 DEGRUYTER		1 (11%)	3 (33%)	2 ()	1 (11%)	2 (22%)	9	-11%	
	14 Tholse		3 (27%)	3 ()	3 (27%)	2 (18%)	2 (18%)	11	-18%	
	Total	1 (2%)	16 (29%)	18 (4%)	10 (18%)	2 (4%)	9 (16%)	56	-14%	
			#	+	!	-	/	=	Count of SKILL	EFF



2014-2015

DATA

BelgiumVolleyStats.be
By Marnix Acar

© Trainerstuff.be
By Wouter Laroy

VIZ

(20141213) ASS ~ GEN (3 ~ 0)

Skills in detail (per player): Reception

R - Reception		Skills in detail (per player): Reception							Count of SKILL	EFF
		#	+	!	-	/	=			
R - Reception	ASS	6 Andringa	1 (33%)	2 (67%)					3	0%
		7 Sparidans	2 (15%)	5 (38%)	4 ()	2 (15%)			13	0%
		10 Diefenbach		1 (50%)				1 (50%)	2	-50%
		12 Gorski	7 (24%)	10 (34%)	6 (7%)	4 (14%)	2 (7%)		29	0%
		Total	10 (21%)	18 (38%)	10 (4%)	6 (13%)	2 (4%)	1 (2%)	47	-2%
	GEN	1 Christiaens	3 (19%)	8 (50%)	3 ()	2 (13%)			16	0%
		2 Vandecaveye		1 (33%)	1 ()	1 (33%)			3	0%
		3 DEVRIESE		1 (100%)					1	0%
		9 Vandecaveye	2 (9%)	9 (39%)	2 (9%)	6 (26%)	2 (9%)	2 (9%)	23	-9%
		18 Nagels	6 (35%)	4 (24%)	4 ()	3 (18%)			17	0%
Total	11 (18%)	23 (38%)	10 (3%)	12 (20%)	2 (3%)	2 (3%)	60	-3%		
		#	+	!	-	/	=	Count of SKILL	EFF	