



2014-2015

DATA

BelgiumVolleyStats.be
By Marnix Acar

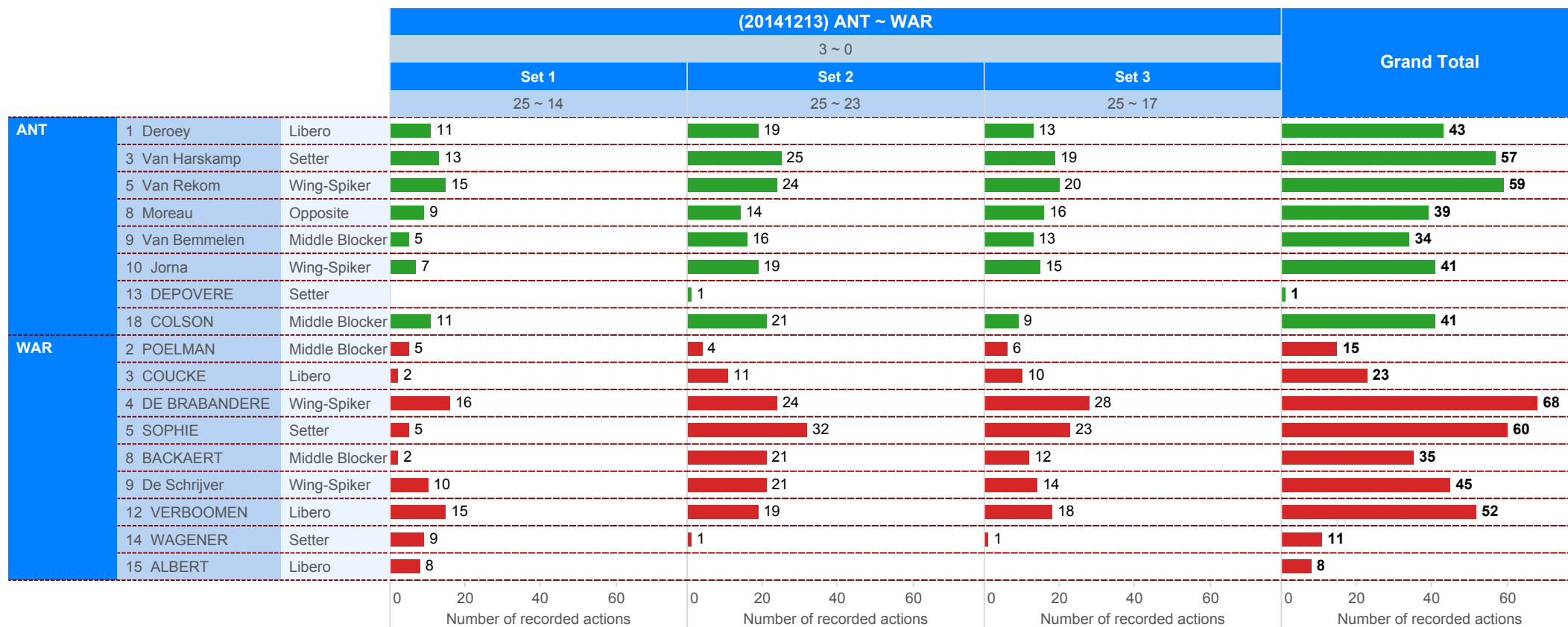
© **Trainerstuff.be**
By Wouter Laroy

VIZ

Scouting data provided by: Marnix Acar - www.BelgiumVolleyStats.be

Data processing and vizualization: Wouter Laroy - www.trainerstuff.be

Questions/Remarks/Suggestions: info@belgiumvolleystats.be - wouterstrainerstuff@gmail.com



■ SET LOST ■ SET WON



2014-2015

DATA

BelgiumVolleyStats.be
By Marnix Acar

© Trainerstuff.be
By Wouter Laroy

VIZ

(20141213) ANT ~ WAR (3 ~ 0)
Game analysis

TOI	ScoringActi..	TOIServe						OPPServe							
		TOIScore			OPPScore			Total	TOIScore			OPPScore			Total
		TOI	OPP	Total	TOI	OPP	Total		TOI	OPP	Total	TOI	OPP	Total	
ANT	A#	10		10		20	20	30	25		25		7	7	32
	S#	6		6				6					2	2	2
	A=		7	7		2	2	9		1	1	2	2	3	
	A\		8	8		1	1	9		2	2	2	2	4	
	S=					16	16	16		12	12			12	
	E=		1	1			1	1		1	1		1	2	
	F=					1	1	1							
	D=									1	1			1	
B#	1		1				1								
Total		17	16	33	20	20	40	73	25	17	42	5	9	14	56
WAR	A#	7		7		25	25	32	20		20		10	10	30
	S#	2		2				2					6	6	
	A=		2	2		1	1	3		2	2	7	7	9	
	A\		2	2		2	2	4		1	1	8	8	9	
	S=					12	12	12		16	16			16	
	E=		1	1		1	1	2				1	1	1	
	F=									1	1			1	
	D=					1	1	1					1	1	
B#												1	1	1	
Total		9	5	14	17	25	42	56	20	20	40	16	17	33	73

Attack

Block

Serve

Reception

		Count of SKILL	#SCORE%	=SCORE%	EFF
9 Van Bemmelen	ANT	11	64%	0%	64%
18 COLSON	ANT	5	60%	20%	40%
8 Moreau	ANT	17	53%	12%	41%
5 Van Rekom	ANT	19	47%	11%	37%
9 De Schrijver	WAR	26	46%	31%	15%
10 Jorna	ANT	16	44%	13%	31%
12 VERBOOMEN	WAR	17	35%	24%	12%
2 POELMAN	WAR	6	33%	0%	33%
4 DE BRABANDERE	WAR	20	30%	20%	10%
8 BACKAERT	WAR	8	25%	25%	0%

		Count of SKILL	#
9 Van Bemmelen	ANT	13	5
5 Van Rekom	ANT	10	3
18 COLSON	ANT	9	2
5 SOPHIE	WAR	6	1
8 BACKAERT	WAR	6	1
8 Moreau	ANT	4	1
12 VERBOOMEN	WAR	2	1
2 POELMAN	WAR	2	
3 Van Harskamp	ANT	3	
4 DE BRABANDERE	WAR	2	
9 De Schrijver	WAR	2	
10 Jorna	ANT	3	

		Count of SKILL	#%	=%
8 Moreau	ANT	9	22%	22%
10 Jorna	ANT	6	17%	17%
9 De Schrijver	WAR	8	13%	25%
5 Van Rekom	ANT	18	11%	28%
3 Van Harskamp	ANT	11	9%	27%
12 VERBOOMEN	WAR	11	9%	9%
2 POELMAN	WAR	3		33%
4 DE BRABANDERE	WAR	10		20%
5 SOPHIE	WAR	9		22%
8 BACKAERT	WAR	12		33%
9 Van Bemmelen	ANT	7		29%
13 DEPOVERE	ANT	1		
14 WAGENER	WAR	3		
18 COLSON	ANT	21		14%

		Count of SKILL	#%	+%	=%
10 Jorna	ANT	7	43%	14%	14%
5 Van Rekom	ANT	6	33%	33%	
12 VERBOOMEN	WAR	15	33%	27%	7%
4 DE BRABANDERE	WAR	26	27%	19%	8%
1 Deroey	ANT	31	26%	42%	3%
3 COUCKE	WAR	9	22%	22%	11%
15 ALBERT	WAR	6	17%		33%
8 BACKAERT	WAR	1			

UPPER:
TOI = Team of Interest = Team analyzed OPP = Opponent
XXXServe = who served XXXSCORE = who got the point



2014-2015

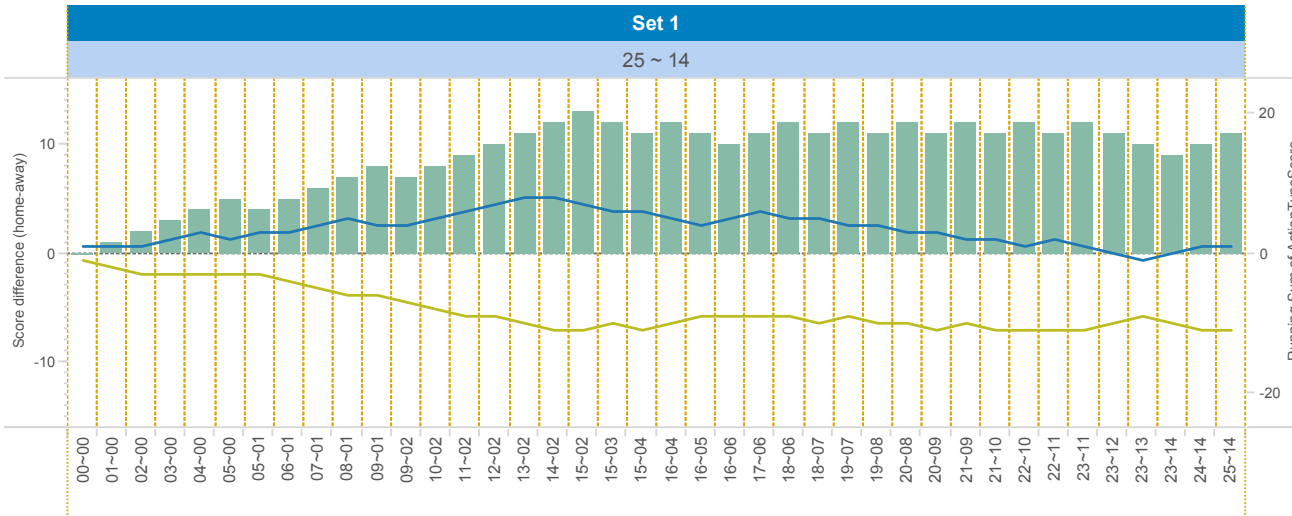
DATA

BelgiumVolleyStats.be
By Marnix Acar

© Trainerstuff.be
By Wouter laroy

VIZ

(20141213) ANT ~ WAR (3 ~ 0)
Set analysis - Set 1



TEAM_NAME

- ANT
- WAR

UPPER LEFT:

+1: A# - B# - S# -1: A=, A/, B=, B/, S=, R=, D=, F=, S=

LOWER LEFT:

TOI = Team of Interest = Team analyzed OPP = Opponent
XXXServe = who served XXXSCORE = who got the point

LOWER RIGHT:

Attack sorted on #SCORE

Attacking skills

		Set 1													
		TOIServe						OPPServe							
		TOISCORE			OPPSCORE			Total	TOISCORE			OPPSCORE			Total
TOI	Scorin..	TOI	OPP	Total	TOI	OPP	Total		TOI	OPP	Total	TOI	OPP	Total	
ANT	A#	3		3		3	3	6	5		5		2	2	7
	S#	3		3			3	3					1	1	1
	A=		4	4			4	4							4
	A/		3	3			3	3				1		1	1
	S=					7	7	7		6	6				6
	B#	1		1			1	1							
	Total		7	7	14	7	3	10	24	5	6	11	1	3	4
WAR	A#	2		2		5	5	7	3		3		3	3	6
	S#	1		1			1	1					3	3	3
	A=												4	4	4
	A/		1	1			1	1				3		3	3
	S=					6	6	6		7	7				7
	B#												1	1	1
	Total		3	1	4	6	5	11	15	3	7	10	7	7	14

		Count of SKILL	#SCORE	#SCORE%	NOSCORE	NOSCORE%	=SCORE	=SCORE%	EFF
4 DE BRABANDERE	WAR	5	3	60%	1	20%	1	20%	40%
8 Moreau	ANT	3	3	100%	0	0%	0	0%	100%
5 Van Rekom	ANT	4	2	50%	2	50%	0	0%	50%
9 De Schrijver	WAR	6	1	17%	1	17%	4	67%	-50%
9 Van Bemmelen	ANT	2	1	50%	1	50%	0	0%	50%
10 Jorna	ANT	3	1	33%	1	33%	1	33%	0%
12 VERBOOMEN	WAR	4	1	25%	1	25%	2	50%	-25%
18 COLSON	ANT	1	1	100%	0	0%	0	0%	100%
2 POELMAN	WAR	2	0	0%	2	100%	0	0%	0%



2014-2015

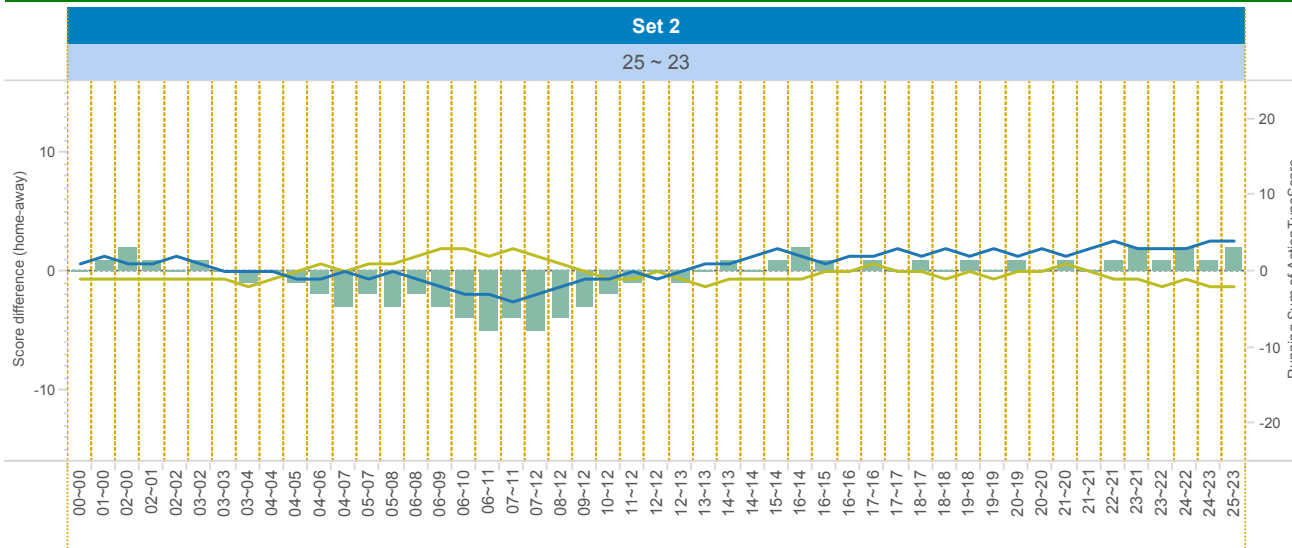
DATA

BelgiumVolleyStats.be
By Marnix Acar

© Trainerstuff.be
By Wouter Laroy

VIZ

(20141213) ANT ~ WAR (3 ~ 0)
Set analysis - Set 2



TEAM_NAME

- ANT
- WAR

UPPER LEFT:

+1: A# - B# - S# -1: A=, A/, B=, B/, S=, R=, D=, F=, S=

LOWER LEFT:

TOI = Team of Interest = Team analyzed OPP = Opponent
XXXServe = who served XXXSCORE = who got the point

LOWER RIGHT:

Attack sorted on #SCORE

Attacking skills

		Set 2													
		TOIServe						OPPServe							
		TOIScore			OPPScore			Total	TOIScore			OPPScore			Total
TOI	Scorin..	TOI	OPP	Total	TOI	OPP	Total	TOI	OPP	Total	TOI	OPP	Total	Total	
ANT	A#	4		4		10	10	14	11		11		2	2	13
	S#												1	1	1
	A=		1	1	1		1	2			2		2	2	2
	A/		4	4			4	4		2	2		1	1	3
	S=					4	4	4		2	2				2
	E=												1	1	1
	F=					1	1	1							
D=									1	1				1	
	Total	4	5	9	6	10	16	25	11	5	16	4	3	7	23
WAR	A#	2		2		11	11	13	10		10		4	4	14
	S#	1		1				1							1
	A=		2	2			2	2		1	1		1	1	2
	A/		1	1		2	2	3				4		4	4
	S=					2	2	2		4	4				4
	E=		1	1				1							1
	F=									1	1				1
D=					1	1	1	1						1	
	Total	3	4	7	5	11	16	23	10	6	16	5	4	9	25

		Count of SKILL	#SCORE	#SCORE%	NOSCORE	NOSCORE%	=SCORE	=SCORE%	EFF
9 De Schrijver	WAR	10	6	60%	2	20%	2	20%	40%
5 Van Rekom	ANT	10	5	50%	4	40%	1	10%	40%
9 Van Bemmelen	ANT	6	4	67%	2	33%	0	0%	67%
8 Moreau	ANT	9	3	33%	5	56%	1	11%	22%
4 DE BRABANDERE	WAR	10	2	20%	6	60%	2	20%	0%
8 BACKAERT	WAR	7	2	29%	3	43%	2	29%	0%
10 Jorna	ANT	6	2	33%	3	50%	1	17%	17%
12 VERBOOMEN	WAR	5	2	40%	2	40%	1	20%	20%
2 POELMAN	WAR	2	1	50%	1	50%	0	0%	50%
18 COLSON	ANT	2	1	50%	0	0%	1	50%	0%



2014-2015

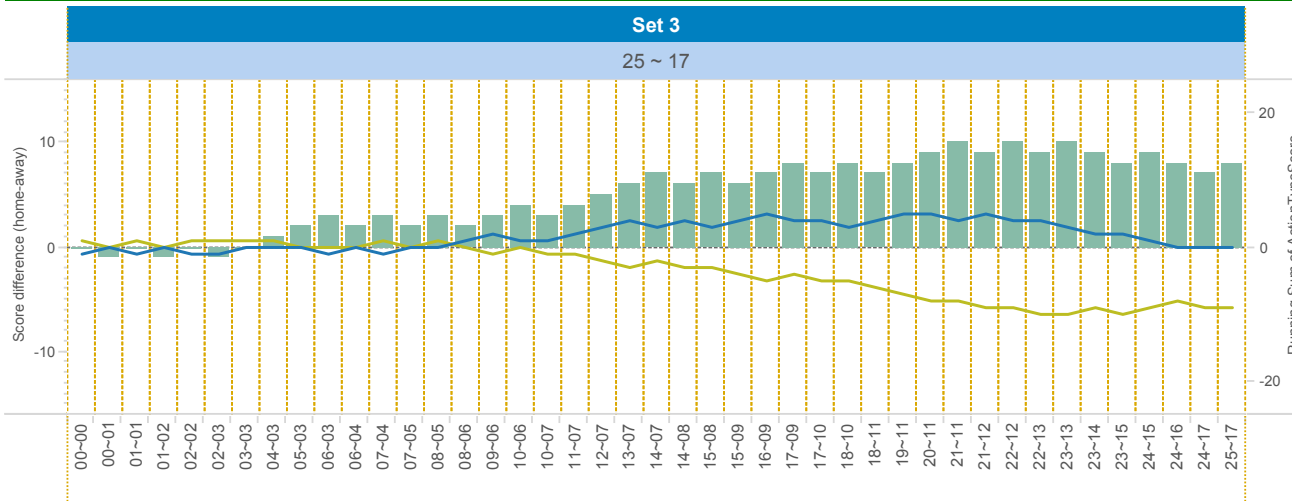
DATA

BelgiumVolleyStats.be
By Marnix Acar

© Trainerstuff.be
By Wouter Laroy

VIZ

(20141213) ANT ~ WAR (3 ~ 0)
Set analysis - Set 3



TEAM_NAME

- ANT
- WAR

UPPER LEFT:

+1: A# - B# - S# -1: A=, A/, B=, B/, S=, R=, D=, F=, S=

LOWER LEFT:

TOI = Team of Interest = Team analyzed OPP = Opponent
XXXServe = who served XXXSCORE = who got the point

LOWER RIGHT:

Attack sorted on #SCORE

		Set 3															
		TOIServe							OPPServe								
		TOISCORE			OPPSCORE				Total	TOISCORE			OPPSCORE				Total
TOI	Scorin..	TOI	OPP	Total	TOI	OPP	Total	TOI		OPP	Total	TOI	OPP	Total	Total		
ANT	A#	3		3		7	7	10	9		9		3	3	12		
	S#	3		3			3								3		
	A=		2	2	1		1	3		1	1				1		
	A/		1	1	1		1	2									
	S=				5		5	5		4	4				4		
	E=		1	1			1	1		1	1				1		
	Total	6	4	10	7	7	14	24	9	6	15		3	3	18		
WAR	A#	3		3		9	9	12	7		7		3	3	10		
	S#												3	3	3		
	A=				1		1	1		1	1		2	2	3		
	A/									1	1		1	1	2		
	S=				4		4	4		5	5				5		
	E=				1		1	1					1	1	1		
	Total	3		3	6	9	15	18	7	7	14	4	6	10	24		

Attacking skills

		Count of SKILL	#SCORE	#SCORE%	NOSCORE	NOSCORE%	=SCORE	=SCORE%	EFF
9 De Schrijver	WAR	10	5	50%	3	30%	2	20%	30%
10 Jorna	ANT	7	4	57%	3	43%	0	0%	57%
8 Moreau	ANT	5	3	60%	1	20%	1	20%	40%
12 VERBOOMEN	WAR	8	3	38%	4	50%	1	13%	25%
5 Van Rekom	ANT	5	2	40%	2	40%	1	20%	20%
9 Van Bemmelen	ANT	3	2	67%	1	33%	0	0%	67%
2 POELMAN	WAR	2	1	50%	1	50%	0	0%	50%
4 DE BRABANDERE	WAR	5	1	20%	3	60%	1	20%	0%
18 COLSON	ANT	2	1	50%	1	50%	0	0%	50%
8 BACKAERT	WAR	1	0	0%	1	100%	0	0%	0%



2014-2015

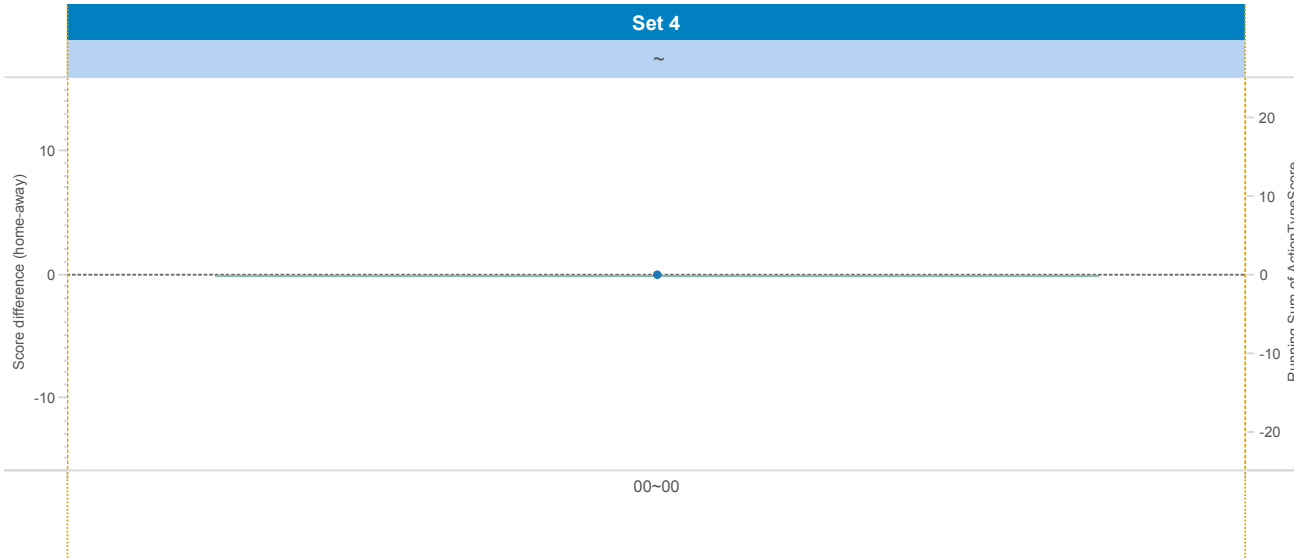
DATA

BelgiumVolleyStats.be
By Marnix Acar

© Trainerstuff.be
By Wouter Laroy

VIZ

(20141213) ANT ~ WAR (3 ~ 0)
Set analysis - Set 4



TEAM_NAME

■ ANT

UPPER LEFT:

+1: A# - B# - S# -1: A=, A/, B=, B/, S=, R=, D=, F=, S=

LOWER LEFT:

TOI = Team of Interest = Team analyzed OPP = Opponent
XXXServe = who served XXXSCORE = who got the point

LOWER RIGHT:

Attack sorted on #SCORE

Attacking skills



2014-2015

DATA

BelgiumVolleyStats.be
By Marnix Acar

© **Trainerstuff.be**
By Wouter Laroy

VIZ

(20141213) ANT ~ WAR (All)
Set analysis - Set 5

TEAM_NAME

UPPER LEFT:

+1: A# - B# - S# **-1:** A=, A/, B=, B/, S=, R=, D=, F=, S=

LOWER LEFT:

TOI = Team of Interest = Team analyzed **OPP** = Opponent
XXXServe = who served **XXXSCORE** = who got the point

LOWER RIGHT:

Attack sorted on #SCORE

Attacking skills

		Count of SKILL	#SCORE	#SCORE%	NOSCORE	NOSCORE%	=SCORE	=SCORE%	EFF
9 De Schrijver	WAR	26	12	46%	6	23%	8	31%	15%
5 Van Rekom	ANT	19	9	47%	8	42%	2	11%	37%
8 Moreau	ANT	17	9	53%	6	35%	2	12%	41%
9 Van Bemmelen	ANT	11	7	64%	4	36%	0	0%	64%
10 Jorna	ANT	16	7	44%	7	44%	2	13%	31%
4 DE BRABANDERE	WAR	20	6	30%	10	50%	4	20%	10%
12 VERBOOMEN	WAR	17	6	35%	7	41%	4	24%	12%
18 COLSON	ANT	5	3	60%	1	20%	1	20%	40%
2 POELMAN	WAR	6	2	33%	4	67%	0	0%	33%
8 BACKAERT	WAR	8	2	25%	4	50%	2	25%	0%



2014-2015

DATA

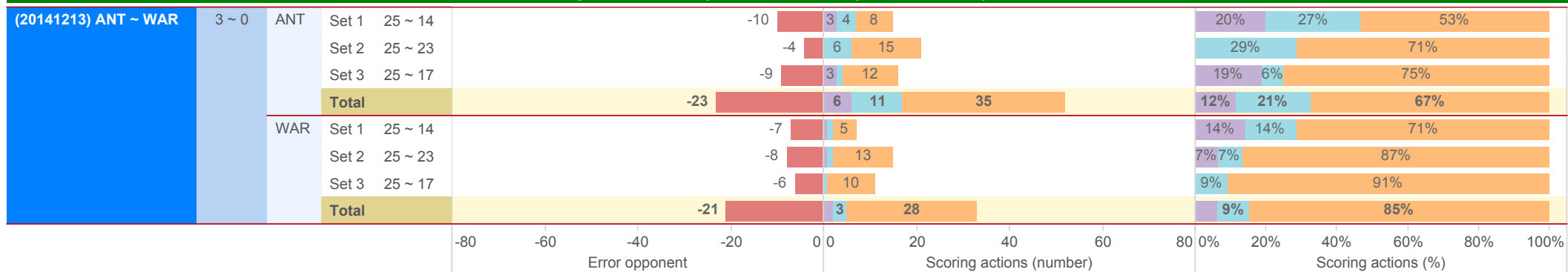
BelgiumVolleyStats.be
By Marnix Acar

© Trainerstuff.be
By Wouter Laroy

VIZ

(20141213) ANT ~ WAR (3 ~ 0)

Scoring Actions Analyzed: how were points made (per set)



S - Serve B - Block A - Attack



2014-2015

DATA

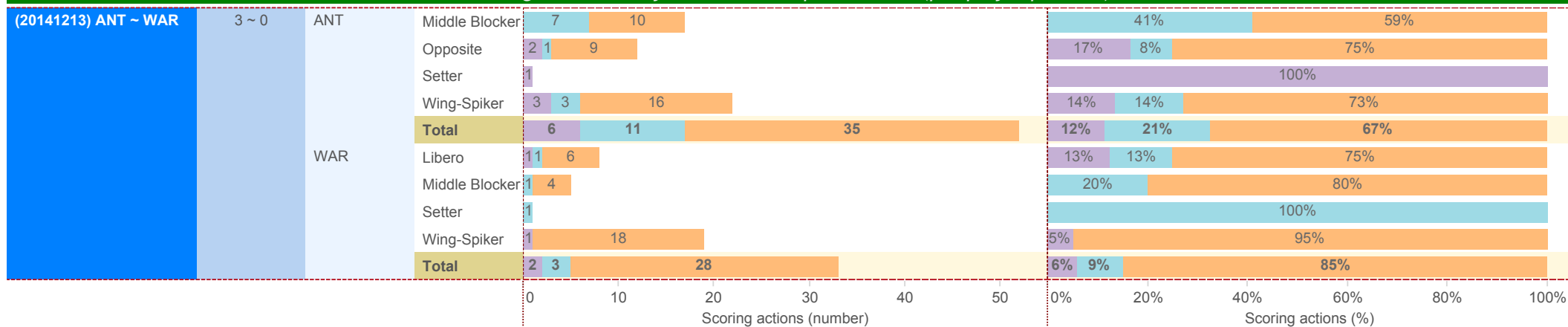
BelgiumVolleyStats.be
By Marnix Acar

© Trainerstuff.be
By Wouter Laroy

VIZ

(20141213) ANT ~ WAR (3 ~ 0)

Scoring Actions Analyzed: how were points made (per player position)





2014-2015

DATA

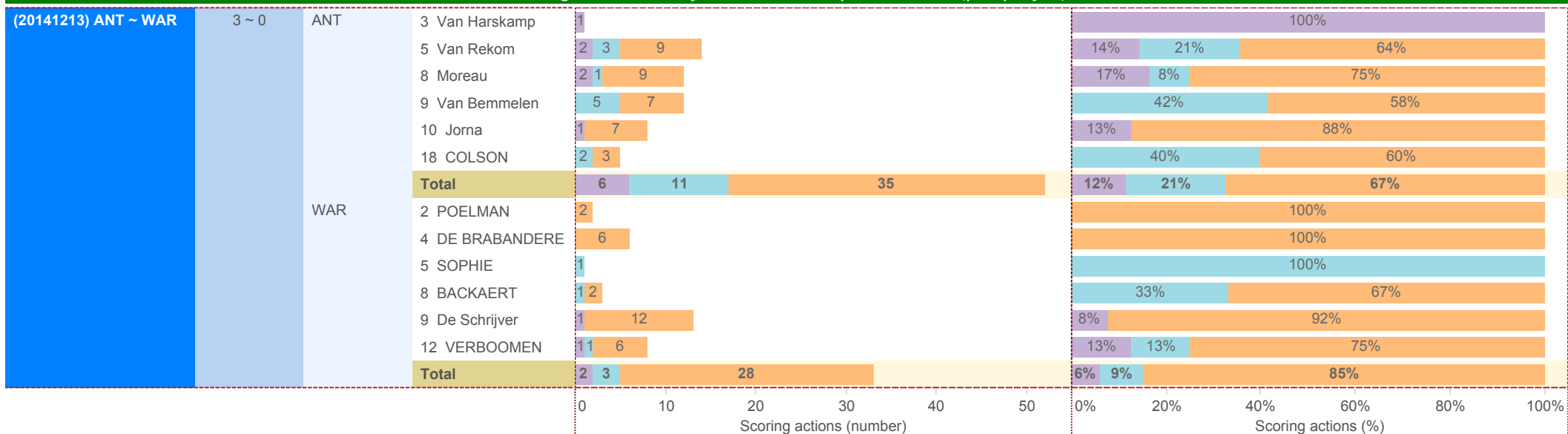
BelgiumVolleyStats.be
By Marnix Acar

© Trainerstuff.be
By Wouter Laroy

VIZ

(20141213) ANT ~ WAR (3 ~ 0)

Scoring Actions Analyzed: how were points made (per player)



S - Serve B - Block A - Attack



2014-2015

DATA

BelgiumVolleyStats.be
By Marnix Acar

© Trainerstuff.be
By Wouter Laroy

VIZ

(20141213) ANT ~ WAR (3 ~ 0)

Skills in detail (per player position): Attack/Block

Category	Team	Position	Skill						Count of SKILL	EFF	
			#	+	!	-	/	=			
A - Attack	ANT	Middle Blocker	10 (63%)		1 ()	4 (25%)		1 (6%)	16	56%	
		Opposite	9 (53%)	1 (6%)		5 (29%)	1 (6%)	1 (6%)	17	41%	
		Wing-Spiker	16 (46%)	1 (3%)	1 (6%)	13 (37%)	2 (6%)	2 (6%)	35	34%	
		Total	35 (51%)	2 (3%)	2 (4%)	22 (32%)	3 (4%)	4 (6%)	68	41%	
	WAR	Libero	6 (35%)	2 (12%)	4 (12%)	1 (6%)	2 (12%)	2 (12%)	17	12%	
		Middle Blocker	4 (29%)	1 (7%)	3 (14%)	4 (29%)	2 (14%)		14	14%	
		Wing-Spiker	18 (39%)		2 (13%)	14 (30%)	6 (13%)	6 (13%)	46	13%	
		Total	28 (36%)	3 (4%)	9 (13%)	19 (25%)	10 (13%)	8 (10%)	77	13%	
	B - Block	ANT	Middle Blocker	7 (32%)	2 (9%)	5 ()			8 (36%)	22	-5%
			Opposite	1 (25%)		1 ()			2 (50%)	4	-25%
Setter				1 (33%)		1 (33%)		1 (33%)	3	-33%	
Wing-Spiker			3 (23%)	2 (15%)	3 ()			5 (38%)	13	-15%	
Total			11 (26%)	5 (12%)	9 ()	1 (2%)		16 (38%)	42	-12%	
WAR		Libero	1 (50%)					1 (50%)	2	0%	
		Middle Blocker	1 (13%)	2 (25%)	1 ()			4 (50%)	8	-38%	
		Setter	1 (17%)	3 (50%)				2 (33%)	6	-17%	
		Wing-Spiker		1 (25%)	1 ()			2 (50%)	4	-50%	
		Total	3 (15%)	6 (30%)	2 ()			9 (45%)	20	-30%	



2014-2015

DATA

BelgiumVolleyStats.be
By Marnix Acar

© Trainerstuff.be
By Wouter Laroy

VIZ

(20141213) ANT ~ WAR (3 ~ 0)

Skills in detail (per player position): Serve/Reception

Skill	Team	Position	Game 1						Total	Eff
			#	+	!	-	/	=		
S - Serve	ANT	Middle Blocker	9 (32%)	5 (7%)	7 (25%)	2 (7%)	5 (18%)	28	-18%	
		Opposite	2 (22%)	2 (22%)	1 ()	2 (22%)	2 (22%)	9	0%	
		Setter	1 (8%)	5 (42%)	1 ()	2 (17%)	3 (25%)	12	-17%	
		Wing-Spiker	3 (13%)	3 (13%)	4 (17%)	4 (17%)	6 (25%)	24	-13%	
		Total	6 (8%)	19 (26%)	11 (8%)	15 (21%)	6 (8%)	16 (22%)	73	-14%
	WAR	Libero	1 (9%)	4 (36%)	2 ()	3 (27%)	1 (9%)	11	0%	
		Middle Blocker	3 (20%)	5 ()	2 (13%)	5 (33%)	2 (17%)	15	-33%	
		Setter	3 (25%)	2 ()	5 (42%)	2 (17%)	4 (22%)	18	-17%	
		Wing-Spiker	1 (6%)	2 (11%)	7 (6%)	3 (17%)	1 (6%)	18	-17%	
		Total	2 (4%)	12 (21%)	16 (2%)	13 (23%)	1 (2%)	12 (21%)	56	-18%
R - Reception	ANT	Libero	8 (26%)	13 (42%)		9 (29%)	1 (3%)	31	-3%	
		Wing-Spiker	5 (38%)	3 (23%)		3 (23%)	1 (8%)	13	-8%	
		Total	13 (30%)	16 (36%)		12 (27%)	1 (2%)	2 (5%)	44	-5%
	WAR	Libero	8 (27%)	6 (20%)		8 (27%)	4 (13%)	4 (13%)	30	-13%
		Middle Blocker			1 (100%)				1	0%
		Wing-Spiker	7 (27%)	5 (19%)		10 (38%)	2 (8%)	2 (8%)	26	-8%
Total	15 (26%)	11 (19%)		19 (33%)	6 (11%)	6 (11%)	57	-11%		



2014-2015

DATA

BelgiumVolleyStats.be
By Marnix Acar

© Trainerstuff.be
By Wouter Laroy

VIZ

(20141213) ANT ~ WAR (3 ~ 0)

Skills in detail (per player): Attack

A - Attack		ANT	5 Van Rekom	9 (47%)			8 (42%)	2 (11%)	19	37%
			8 Moreau	9 (53%)	1 (6%)		5 (29%)	1 (6%)	17	41%
			9 Van Bemmelen	7 (64%)		1 ()	3 (27%)		11	64%
			10 Jorna	7 (44%)	1 (6%)	1 (13%)	5 (31%)	2 (13%)	16	31%
			18 COLSON	3 (60%)			1 (20%)	1 (20%)	5	40%
			Total	35 (51%)	2 (3%)	2 (4%)	22 (32%)	3 (4%)	68	41%
		WAR	2 POELMAN	2 (33%)		2 ()	2 (33%)		6	33%
			4 DE BRABANDERE	6 (30%)		1 (10%)	9 (45%)	2 (10%)	20	10%
			8 BACKAERT	2 (25%)	1 (13%)	1 (25%)	2 (25%)	2 (25%)	8	0%
			9 De Schrijver	12 (46%)		1 (15%)	5 (19%)	4 (15%)	26	15%
			12 VERBOOMEN	6 (35%)	2 (12%)	4 (12%)	1 (6%)	2 (12%)	17	12%
			Total	28 (36%)	3 (4%)	9 (13%)	19 (25%)	10 (13%)	77	13%
				#	+	!	-	/	=	Count of SKILL
										EFF



2014-2015

DATA

BelgiumVolleyStats.be
By Marnix Acar

© Trainerstuff.be
By Wouter Laroy

VIZ

(20141213) ANT ~ WAR (3 ~ 0)
Skills in detail (per player): Block

B - Block		Player	Skill					Count of SKILL	EFF		
			#	+	!	-	/				
ANT	3	Van Harskamp		1 (33%)				1 (33%)	3	-33%	
	5	Van Rekom	3 (30%)			3 ()		4 (40%)	10	-10%	
	8	Moreau	1 (25%)			1 ()		2 (50%)	4	-25%	
	9	Van Bemmelen	5 (38%)	1 (8%)		3 ()		4 (31%)	13	8%	
	10	Jorna		2 (67%)				1 (33%)	3	-33%	
	18	COLSON	2 (22%)	1 (11%)		2 ()		4 (44%)	9	-22%	
	Total		11 (26%)	5 (12%)	9 ()	1 (2%)	16 (38%)	42	-12%		
	WAR	2	POELMAN						2 (100%)	2	-100%
		4	DE BRABANDERE				1 ()		1 (50%)	2	-50%
		5	SOPHIE	1 (17%)	3 (50%)				2 (33%)	6	-17%
8		BACKAERT	1 (17%)	2 (33%)		1 ()		2 (33%)	6	-17%	
9		De Schrijver		1 (50%)				1 (50%)	2	-50%	
12		VERBOOMEN	1 (50%)					1 (50%)	2	0%	
Total		3 (15%)	6 (30%)	2 ()		9 (45%)	20	-30%			
		#	+	!	-	/	=	Count of SKILL	EFF		



2014-2015

DATA

BelgiumVolleyStats.be
By Marnix Acar

© Trainerstuff.be
By Wouter Laroy

VIZ

(20141213) ANT ~ WAR (3 ~ 0)
Skills in detail (per player): Serve

S - Serve	Team	Player	Skill						Count of SKILL	EFF	
			#	+	!	-	/	=			
ANT		3 Van Harskamp	1 (9%)	4 (36%)	1 ()	2 (18%)		3 (27%)	11	-18%	
		5 Van Rekom	2 (11%)	3 (17%)	2 (17%)	3 (17%)	3 (17%)	5 (28%)	18	-17%	
		8 Moreau	2 (22%)	2 (22%)	1 ()	2 (22%)		2 (22%)	9	0%	
		9 Van Bemmelen			1 ()	4 (57%)		2 (29%)	7	-29%	
		10 Jorna	1 (17%)		2 (17%)	1 (17%)	1 (17%)	1 (17%)	6	0%	
		13 DEPOVERE		1 (100%)					1	0%	
		18 COLSON		9 (43%)	4 (10%)	3 (14%)	2 (10%)	3 (14%)	21	-14%	
		Total	6 (8%)	19 (26%)	11 (8%)	15 (21%)	6 (8%)	16 (22%)	73	-14%	
		WAR		2 POELMAN		1 (33%)	1 ()		1 (33%)	3	-33%
				4 DE BRABANDERE		1 (10%)	4 (10%)	2 (20%)	1 (10%)	2 (20%)	10
5 SOPHIE				2 (22%)	1 ()	4 (44%)		2 (22%)	9	-22%	
8 BACKAERT				2 (17%)	4 ()	2 (17%)		4 (33%)	12	-33%	
9 De Schrijver	1 (13%)			1 (13%)	3 ()	1 (13%)		2 (25%)	8	-13%	
12 VERBOOMEN	1 (9%)			4 (36%)	2 ()	3 (27%)		1 (9%)	11	0%	
14 WAGENER				1 (33%)	1 ()	1 (33%)			3	0%	
Total	2 (4%)			12 (21%)	16 (2%)	13 (23%)	1 (2%)	12 (21%)	56	-18%	
		#	+	!	-	/	=	Count of SKILL	EFF		



2014-2015

DATA

BelgiumVolleyStats.be
By Marnix Acar

© Trainerstuff.be
By Wouter Laroy

VIZ

(20141213) ANT ~ WAR (3 ~ 0)
Skills in detail (per player): Reception

R - Reception	Team	Player	Game Won (Green)					Game Lost (Red)		Count of SKILL	EFF
			#	+	!	-	/	=			
R - Reception	ANT	1 Deroy	8 (26%)	13 (42%)			9 (29%)		1 (3%)	31	-3%
		5 Van Rekom	2 (33%)	2 (33%)			2 (33%)		6	0%	
		10 Jorna	3 (43%)	1 (14%)			1 (14%)	1 (14%)	1 (14%)	7	-14%
		Total	13 (30%)	16 (36%)			12 (27%)	1 (2%)	2 (5%)	44	-5%
	WAR	3 COUCKE	2 (22%)	2 (22%)			3 (33%)	1 (11%)	1 (11%)	9	-11%
		4 DE BRABANDERE	7 (27%)	5 (19%)			10 (38%)	2 (8%)	2 (8%)	26	-8%
		8 BACKAERT					1 (100%)			1	0%
		12 VERBOOMEN	5 (33%)	4 (27%)			4 (27%)	1 (7%)	1 (7%)	15	-7%
		15 ALBERT	1 (17%)				1 (17%)	2 (33%)	2 (33%)	6	-33%
		Total	15 (26%)	11 (19%)			19 (33%)	6 (11%)	6 (11%)	57	-11%
			#	+	!	-	/	=	Count of SKILL	EFF	