



2014-2015

DATA

**BelgiumVolleyStats.be**  
By Marnix Acar

© **Trainerstuff.be**  
By Wouter Laroy

VIZ

Scouting data provided by: Marnix Acar - www.BelgiumVolleyStats.be

Data processing and vizualization: Wouter Laroy - www.trainerstuff.be

Questions/Remarks/Suggestions: info@belgiumvolleystats.be - wouterstrainerstuff@gmail.com

		(20141206) MEN ~ PUU				Grand Total											
		3 ~ 1															
		Set 1	Set 2	Set 3	Set 4												
		20 ~ 25	25 ~ 17	25 ~ 13	25 ~ 18												
MEN	1 VAN HAARLEM	Setter	14	16	12	9	37	14									
	3 SINNESAEEL	Middle Blocker	9	8	7	9	24	9									
	6 LEMAY	Libero	1	2	2	2	6										
	7 Louati	Wing-Spiker	22	20	15	17	52	22									
	8 VER EECKE	Wing-Spiker	18	18	16	19	53	18									
	10 COX	Opposite	17	9	11	14	34	17									
	11 DELANGHE	Middle Blocker	6	7	5	4	16	6									
PUU	2 KRUYNER	Setter	15	16	15	17	15	48									
	4 COLSON	Wing-Spiker	17	23	13	17	17	53									
	5 KOEKELKORE..	Middle Blocker	15	12	19	16	15	47									
	7 Kvalen	Setter	19	14	11	15	19	40									
	9 Mijatovic	Middle Blocker	6	4	3	5	6	12									
	10 DE BONT	Libero	3	5	9	10		24									
	11 Nagy	Middle Blocker	4	5	2	6	4	13									
		0	20	40	60	0	20	40	60	0	20	40	60	0	20	40	60
		Number of recorded actions		Number of recorded actions		Number of recorded actions		Number of recorded actions		Number of recorded actions		Number of recorded actions		Number of recorded actions		Number of recorded actions	

■ SET WON ■ SET LOST



2014-2015

DATA

BelgiumVolleyStats.be  
By Marnix Acar

© Trainerstuff.be  
By Wouter Laroy

VIZ

(20141206) MEN ~ PUU (3 ~ 1)  
Game analysis

TOI	ScoringActi..	TOIServe						OPPServe							
		TOISCORE			OPPSCORE			Total	TOISCORE			OPPSCORE			Total
		TOI	OPP	Total	TOI	OPP	Total		TOI	OPP	Total	TOI	OPP	Total	
MEN	A#	11		11		24	24	35	36		36		7	7	43
	S#	12		12				12					5	5	5
	A=		12	12	4	4	16		4	4		5	5	9	
	A/		8	8	2	2	10		2	2		6	6	8	
	S=				16	16	16		7	7				7	
	E=			1	1		1								
	D=					1	1	1							
<b>Total</b>		23	21	44	23	24	47	91	36	13	49	11	12	23	72
PUU	A#	7		7		36	36	43	24		24		11	11	35
	S#	5		5				5					12	12	12
	A=		5	5	4	4	9		4	4		12	12	16	
	A/		6	6	2	2	8		2	2		8	8	10	
	S=				7	7	7		16	16				16	
	E=											1	1	1	
	D=								1	1					1
<b>Total</b>		12	11	23	13	36	49	72	24	23	47	21	23	44	91

Attack

Block

Serve

Reception

		Count of SKILL	%SCORE	=SCORE%	EFF
1 VAN HAARLEM	MEN	2	100%	0%	100%
11 Nagy	PUU	2	100%	0%	100%
3 SINNESAEEL	MEN	10	70%	0%	70%
7 Louati	MEN	23	61%	13%	48%
2 KRUYNER	PUU	4	50%	0%	50%
10 COX	MEN	30	50%	27%	23%
4 COLSON	PUU	17	41%	18%	24%
11 DELANGHE	MEN	8	38%	50%	-13%
8 VER EECKE	MEN	17	35%	12%	24%
5 KOEKLKOREN	PUU	24	33%	42%	-8%
7 Kvalen	PUU	39	33%	28%	5%
9 Mijatovic	PUU	2	0%	100%	-100%

		Count of SKILL	#
11 DELANGHE	MEN	5	3
1 VAN HAARLEM	MEN	3	2
3 SINNESAEEL	MEN	5	2
4 COLSON	PUU	4	2
7 Kvalen	PUU	4	2
8 VER EECKE	MEN	2	2
9 Mijatovic	PUU	6	2
5 KOEKLKOREN	PUU	3	1
7 Louati	MEN	1	1
11 Nagy	PUU	5	1
2 KRUYNER	PUU	2	
10 COX	MEN	2	

		Count of SKILL	%	=%
10 COX	MEN	18	28%	17%
7 Louati	MEN	21	24%	10%
11 Nagy	PUU	10	20%	10%
7 Kvalen	PUU	16	13%	
1 VAN HAARLEM	MEN	10	10%	30%
2 KRUYNER	PUU	15	7%	7%
3 SINNESAEEL	MEN	18	6%	11%
8 VER EECKE	MEN	19	5%	21%
4 COLSON	PUU	9		22%
5 KOEKLKOREN	PUU	14		14%
9 Mijatovic	PUU	10		10%
11 DELANGHE	MEN	8		25%

		Count of SKILL	%	+%	=%
6 LEMAY	MEN	7	71%	14%	
7 Louati	MEN	27	52%	4%	11%
4 COLSON	PUU	37	27%	8%	11%
10 DE BONT	PUU	20	25%	5%	25%
8 VER EECKE	MEN	33	21%	9%	6%
5 KOEKLKOREN	PUU	21	10%	24%	19%

UPPER:

TOI = Team of Interest = Team analyzed    OPP = Opponent  
 XXXServe = who served    XXXSCORE = who got the point



2014-2015

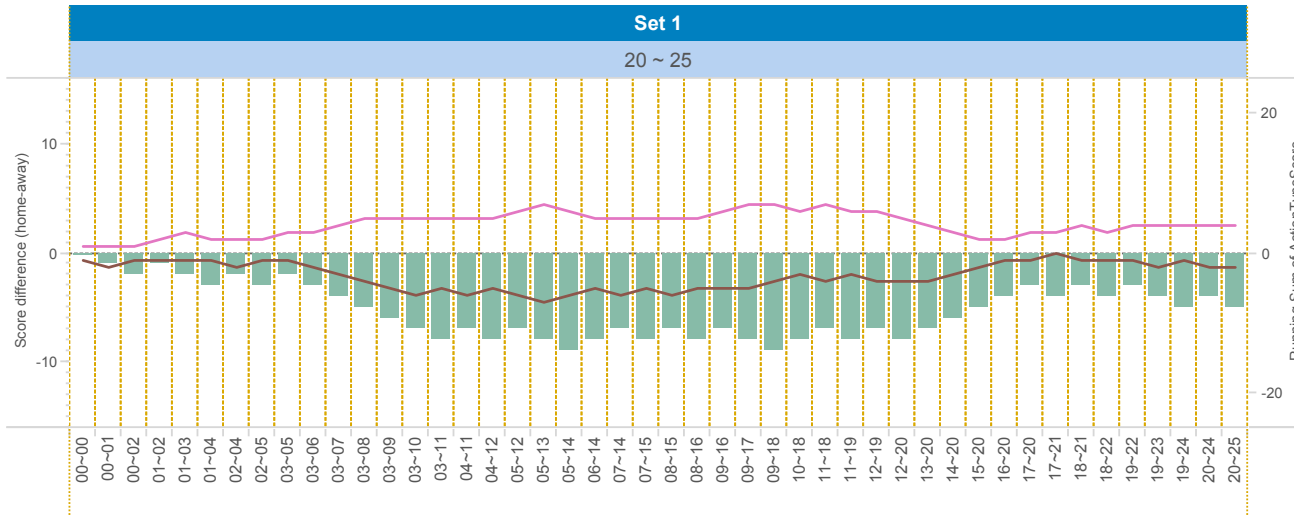
DATA

BelgiumVolleyStats.be  
By Marnix Acar

© Trainerstuff.be  
By Wouter laroy

VIZ

(20141206) MEN ~ PUU (3 ~ 1)  
Set analysis - Set 1



TEAM\_NAME

- MEN
- PUU

UPPER LEFT:

+1: A# - B# - S#    -1: A=, A/, B=, B/, S=, R=, D=, F=, S=

LOWER LEFT:

TOI = Team of Interest = Team analyzed    OPP = Opponent  
XXXServe = who served    XXXSCORE = who got the point

LOWER RIGHT:

Attack sorted on #SCORE

Attacking skills

		Set 1													
		TOIServe						OPPServe							
		TOIScore			OPPScore			Total	TOIScore			OPPScore			Total
TOI	Scorin..	TOI	OPP	Total	TOI	OPP	Total		TOI	OPP	Total	TOI	OPP	Total	
MEN	A#	2		2		9	9	11	11		11		2	2	13
	S#	3		3			3	3				3	3	3	
	A=		1	1	3		3	4		2	2	5		5	7
	S=				3		3	3		1	1			1	1
	<b>Total</b>		5	1	6	6	9	15	21	11	3	14	5	5	10
PUU	A#	2		2		11	11	13	9		9		2	2	11
	S#	3		3			3	3				3	3	3	
	A=		5	5	2		2	7		3	3	1		1	4
	S=				1		1	1		3	3			3	3
	<b>Total</b>		5	5	10	3	11	14	24	9	6	15	1	5	6

		Count of SKILL	#SCORE	#SCORE%	NOSCORE	NOSCORE%	=SCORE	=SCORE%	EFF
7 Kvalen	PUU	12	6	50%	3	25%	3	25%	25%
3 SINNESAEEL	MEN	5	4	80%	1	20%	0	0%	80%
5 KOEKELKOREN	PUU	4	3	75%	1	25%	0	0%	75%
7 Louati	MEN	7	3	43%	3	43%	1	14%	29%
4 COLSON	PUU	6	2	33%	4	67%	0	0%	33%
10 COX	MEN	9	2	22%	1	11%	6	67%	-44%
11 DELANGHE	MEN	4	2	50%	1	25%	1	25%	25%
1 VAN HAARLEM	MEN	1	1	100%	0	0%	0	0%	100%
8 VER EECCKE	MEN	3	1	33%	2	67%	0	0%	33%
2 KRUYNER	PUU	1	0	0%	1	100%	0	0%	0%



2014-2015

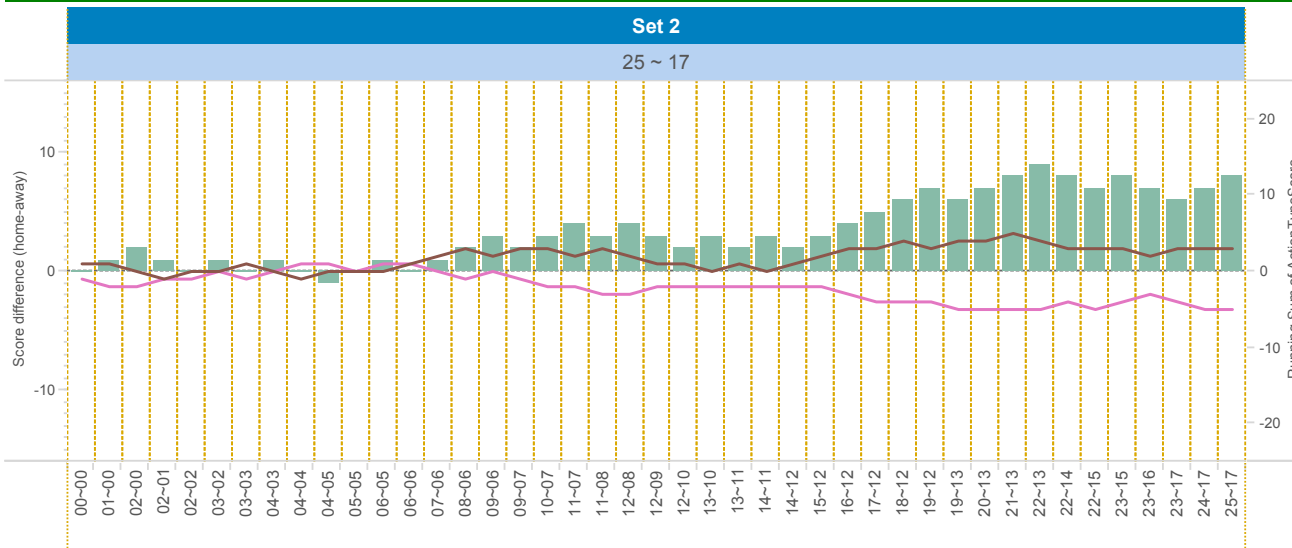
DATA

BelgiumVolleyStats.be  
By Marnix Acar

© Trainerstuff.be  
By Wouter Laroy

VIZ

(20141206) MEN ~ PUU (3 ~ 1)  
Set analysis - Set 2



TEAM\_NAME

MEN

PUU

UPPER LEFT:

+1: A# - B# - S#    -1: A=, A/, B=, B/, S=, R=, D=, F=, S=

LOWER LEFT:

TOI = Team of Interest = Team analyzed    OPP = Opponent  
XXXServe = who served    XXXSCORE = who got the point

LOWER RIGHT:

Attack sorted on #SCORE

Attacking skills

		Set 2													
		TOIServe						OPPServe							
		TOIScore			OPPScore			Total	TOIScore			OPPScore			Total
TOI	Scorin..	TOI	OPP	Total	TOI	OPP	Total		TOI	OPP	Total	TOI	OPP	Total	
MEN	A#	3		3		3	6	10		10		1	1	11	
	S#	1		1			1					1	1	1	
	A=		5	5			5								
	A/		2	2	1		3		1	1	3			4	
	S=				6		6	6		1	1			1	
	E=		1	1			1	1							
	D=				1		1	1							
	<b>Total</b>	4	8	12	8	3	11	23	10	2	12	3	2	5	17
PUU	A#	1		1		10	11	3		3		3	3	6	
	S#	1		1			1					1	1	1	
	A=										5		5	5	
	A/		3	3	1		4		1	1	2		2	3	
	S=				1		1	1		6	6			6	
	E=											1		1	
	D=									1	1			1	
	<b>Total</b>	2	3	5	2	10	12	17	3	8	11	8	4	12	23

		Count of SKILL	#SCORE	#SCORE%	NOSCORE	NOSCORE%	=SCORE	=SCORE%	EFF
7 Louati	MEN	6	5	83%	1	17%	0	0%	83%
10 COX	MEN	7	5	71%	1	14%	1	14%	57%
7 Kvalen	PUU	8	2	25%	3	38%	3	38%	-13%
8 VER EECKE	MEN	5	2	40%	2	40%	1	20%	20%
3 SINNESAEEL	MEN	2	1	50%	1	50%	0	0%	50%
4 COLSON	PUU	6	1	17%	3	50%	2	33%	-17%
5 KOEKELKOREN	PUU	5	1	20%	1	20%	3	60%	-40%
11 Nagy	PUU	1	1	100%	0	0%	0	0%	100%
2 KRUYNER	PUU	1	0	0%	1	100%	0	0%	0%
11 DELANGHE	MEN	2	0	0%	0	0%	2	100%	-100%



2014-2015

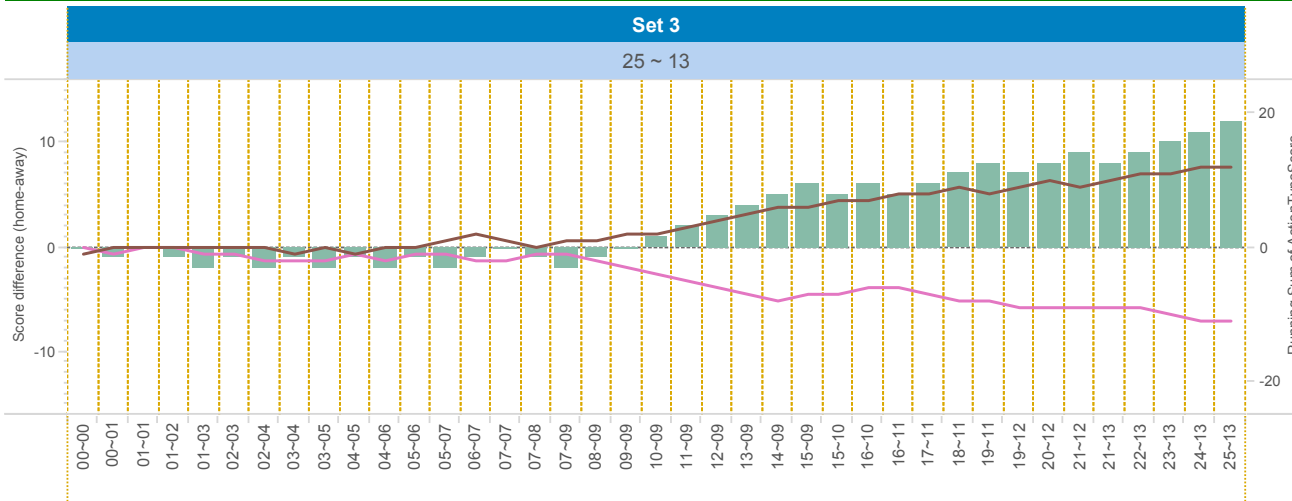
DATA

BelgiumVolleyStats.be  
By Marnix Acar

© Trainerstuff.be  
By Wouter Laroy

ZIV

(20141206) MEN ~ PUU (3 ~ 1)  
Set analysis - Set 3



TEAM\_NAME

- MEN
- PUU

UPPER LEFT:

+1: A# - B# - S#    -1: A=, A/, B=, B/, S=, R=, D=, F=, S=

LOWER LEFT:

TOI = Team of Interest = Team analyzed    OPP = Opponent  
XXXServe = who served    XXXSCORE = who got the point

LOWER RIGHT:

Attack sorted on #SCORE

		Set 3													
		TOIServe						OPPServe							
		TOIScore			OPPScore			Total	TOIScore			OPPScore			Total
TOI	Scorin..	TOI	OPP	Total	TOI	OPP	Total		TOI	OPP	Total	TOI	OPP	Total	
MEN	A#	2		2		5	5	7	8		8				8
	S#	4		4			4								4
	A=		4	4	1		1	5		1	1				1
	A/		3	3			3		1	1		1			2
	S=				4		4	4		1	1				1
	<b>Total</b>		6	7	13	5	5	10	23	8	3	11	1		1
PUU	A#					8	8	8	5		5		2	2	7
	S#											4	4	4	
	A=				1		1	1		1	1	4	4	5	
	A/		1	1	1		1	2		3	3			3	
	S=				1		1	1		4	4				4
	<b>Total</b>			1	1	3	8	11	12	5	5	10	7	6	13

Attacking skills

		Count of SKILL	#SCORE	#SCORE%	NOSCORE	NOSCORE%	=SCORE	=SCORE%	EFF
10 COX	MEN	7	4	57%	2	29%	1	14%	43%
7 Louati	MEN	5	3	60%	1	20%	1	20%	40%
4 COLSON	PUU	3	2	67%	0	0%	1	33%	33%
1 VAN HAARLEM	MEN	1	1	100%	0	0%	0	0%	100%
2 KRUYNER	PUU	1	1	100%	0	0%	0	0%	100%
3 SINNESAEEL	MEN	1	1	100%	0	0%	0	0%	100%
5 KOEKELKOREN	PUU	7	1	14%	2	29%	4	57%	-43%
7 Kvalen	PUU	8	1	13%	3	38%	4	50%	-38%
11 DELANGHE	MEN	1	1	100%	0	0%	0	0%	100%
8 VER EECKE	MEN	3	0	0%	3	100%	0	0%	0%



2014-2015

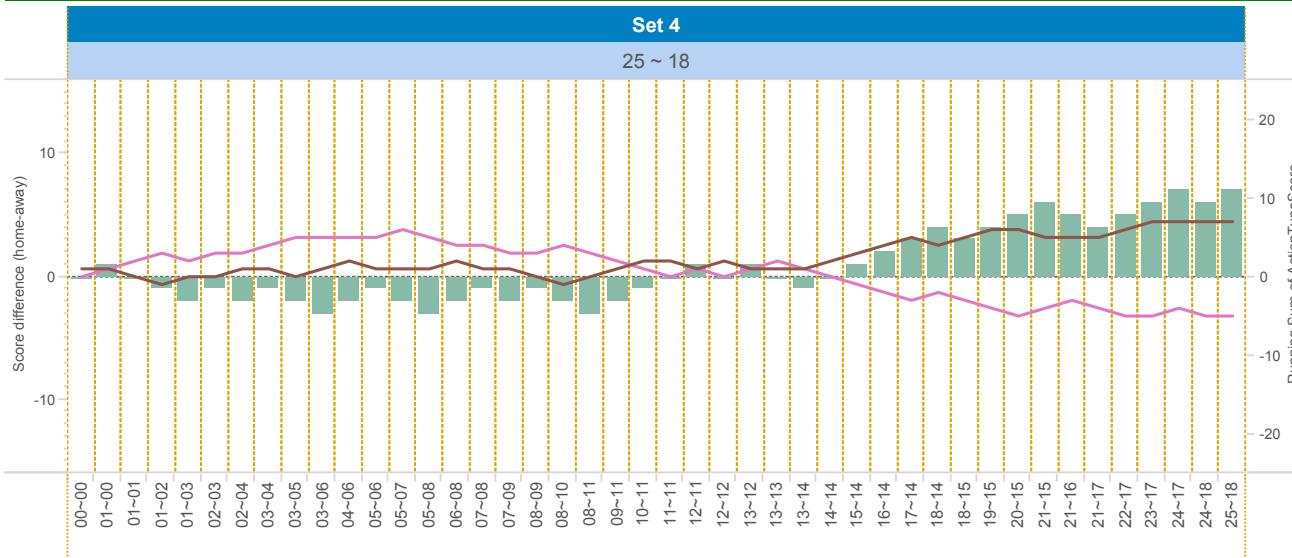
DATA

BelgiumVolleyStats.be  
By Marnix Acar

© Trainerstuff.be  
By Wouter Laroy

VIZ

(20141206) MEN ~ PUU (3 ~ 1)  
Set analysis - Set 4



TEAM\_NAME

MEN  
PUU

UPPER LEFT:

+1: A# - B# - S# -1: A=, A/, B=, B/, S=, R=, D=, F=, S=

LOWER LEFT:

TOI = Team of Interest = Team analyzed OPP = Opponent  
XXXServe = who served XXXSCORE = who got the point

LOWER RIGHT:

Attack sorted on #SCORE

Attacking skills

		Set 4													
		TOIServe						OPPServe							
		TOISCORE		OPPSCORE		Total	TOISCORE		OPPSCORE		Total	Total			
TOI	Scorin..	TOI	OPP	Total	TOI	OPP	Total	TOI	OPP	Total	TOI	OPP	Total		
MEN	A#	4		4		7	7	11	7		7		4	4	11
	S#	4		4				4				1	1	1	
	A=		2	2				2		1	1			1	
	A/		3	3		1	1	4			2		2		
	S=					3	3	3	4	4			4		
	<b>Total</b>		8	5	13	4	7	11	24	7	5	12	2	5	7
PUU	A#	4		4		7	7	11	7		7		4	4	11
	S#	1		1				1				4	4	4	
	A=					1	1	1			2	2	2		
	A/		2	2				2		1	1	3	3	4	
	S=					4	4	4		3	3			3	
	<b>Total</b>		5	2	7	5	7	12	19	7	4	11	5	8	13

		Count of SKILL	#SCORE	#SCORE%	NOSCORE	NOSCORE%	=SCORE	=SCORE%	EFF	
7	Kvalen	PUU	11	4	36%	6	55%	1	9%	27%
10	COX	MEN	7	4	57%	3	43%	0	0%	57%
5	KOEKELKOREN	PUU	8	3	38%	2	25%	3	38%	0%
7	Louati	MEN	5	3	60%	1	20%	1	20%	40%
8	VER EECKE	MEN	6	3	50%	2	33%	1	17%	33%
4	COLSON	PUU	2	2	100%	0	0%	0	0%	100%
2	KRUYNER	PUU	1	1	100%	0	0%	0	0%	100%
3	SINNESAEEL	MEN	2	1	50%	1	50%	0	0%	50%
11	Nagy	PUU	1	1	100%	0	0%	0	0%	100%
9	Mijatovic	PUU	2	0	0%	0	0%	2	100%	####
11	DELANGHE	MEN	1	0	0%	0	0%	1	100%	####



2014-2015

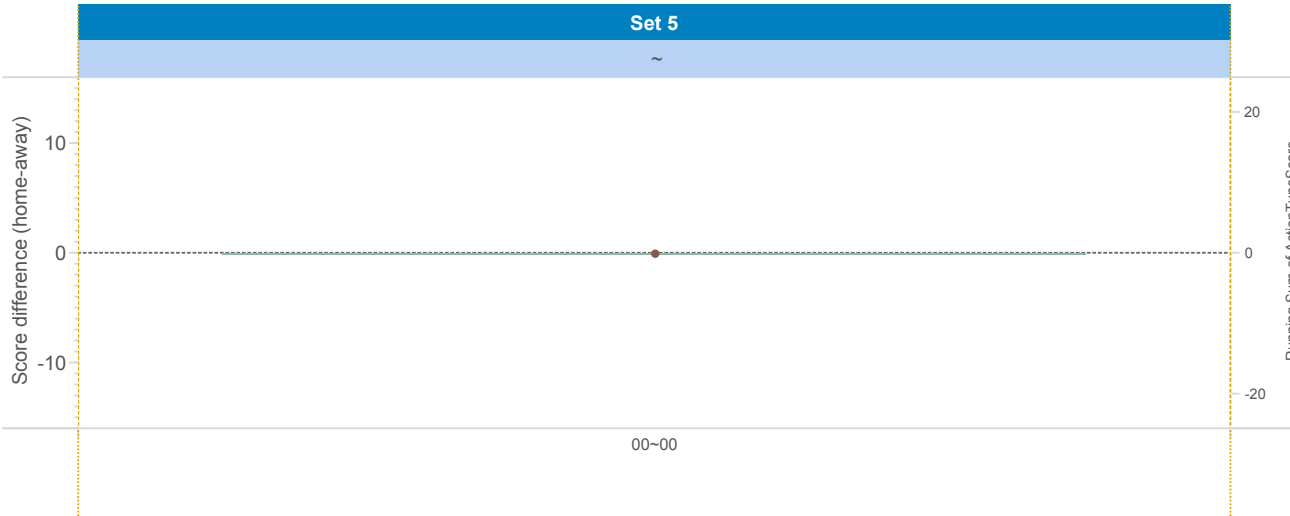
DATA

BelgiumVolleyStats.be  
By Marnix Acar

© Trainerstuff.be  
By Wouter Laroy

VIZ

(20141206) MEN ~ PUU (3 ~ 1)  
Set analysis - Set 5



TEAM\_NAME

■ MEN

UPPER LEFT:

+1: A# - B# - S# -1: A=, A/, B=, B/, S=, R=, D=, F=, S=

LOWER LEFT:

TOI = Team of Interest = Team analyzed OPP = Opponent  
XXXServe = who served XXXSCORE = who got the point

LOWER RIGHT:

Attack sorted on #SCORE

Attacking skills

		Count of SKILL	#SCORE	#SCORE%	NOSCORE	NOSCORE%	=SCORE	=SCORE%	EFF
10 COX	MEN	30	15	50%	7	23%	8	27%	23%
7 Louati	MEN	23	14	61%	6	26%	3	13%	48%
7 Kvalen	PUU	39	13	33%	15	38%	11	28%	5%
5 KOEKELKOREN	PUU	24	8	33%	6	25%	10	42%	-8%
3 SINNESAEEL	MEN	10	7	70%	3	30%	0	0%	70%
4 COLSON	PUU	17	7	41%	7	41%	3	18%	24%
8 VER EECKE	MEN	17	6	35%	9	53%	2	12%	24%
11 DELANGHE	MEN	8	3	38%	1	13%	4	50%	-13%
1 VAN HAARLEM	MEN	2	2	100%	0	0%	0	0%	100%
2 KRUYNER	PUU	4	2	50%	2	50%	0	0%	50%
11 Nagy	PUU	2	2	100%	0	0%	0	0%	100%
9 Mijatovic	PUU	2	0	0%	0	0%	2	100%	###



2014-2015

DATA

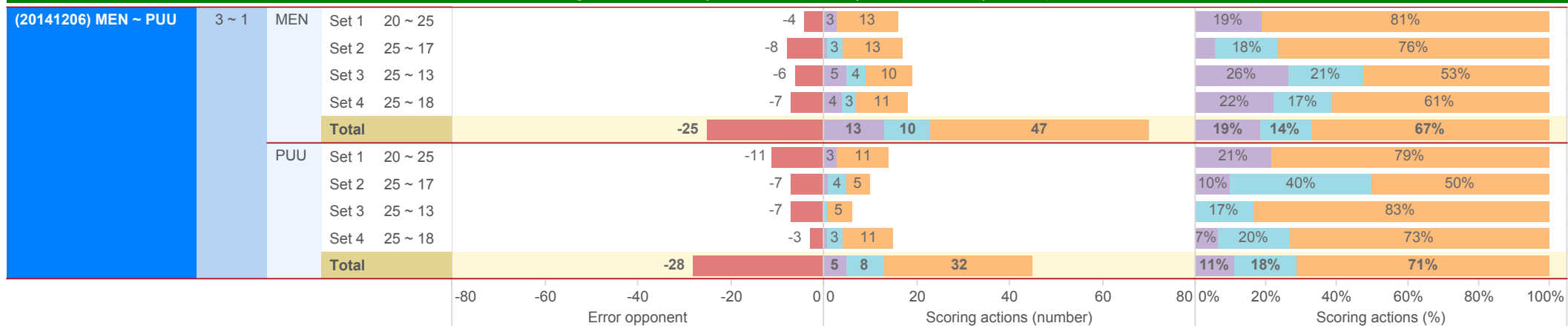
BelgiumVolleyStats.be  
By Marnix Acar

© Trainerstuff.be  
By Wouter Laroy

VIZ

(20141206) MEN ~ PUU (3 ~ 1)

Scoring Actions Analyzed: how were points made (per set)



S - Serve    B - Block    A - Attack





2014-2015

DATA

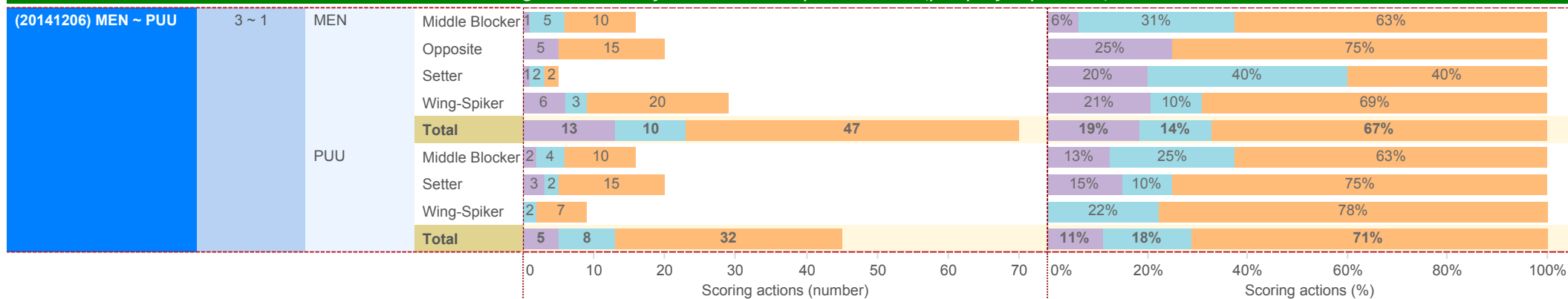
BelgiumVolleyStats.be  
By Marnix Acar

© Trainerstuff.be  
By Wouter Laroy

VIZ

(20141206) MEN ~ PUU (3 ~ 1)

Scoring Actions Analyzed: how were points made (per player position)





2014-2015

DATA

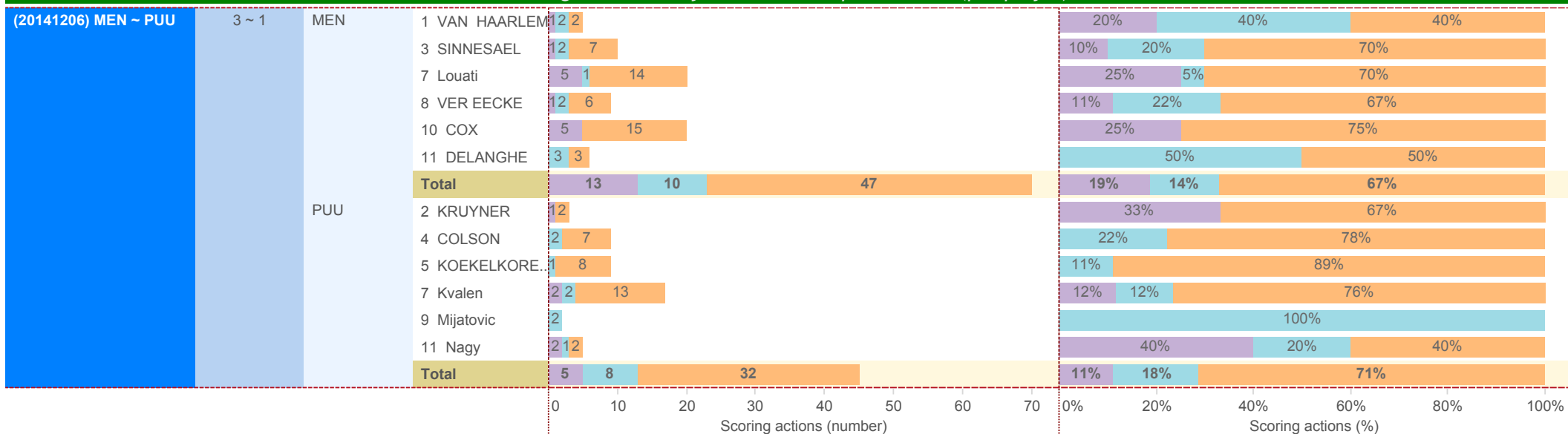
BelgiumVolleyStats.be  
By Marnix Acar

© Trainerstuff.be  
By Wouter Laroy

VIZ

(20141206) MEN ~ PUU (3 ~ 1)

Scoring Actions Analyzed: how were points made (per player)



S - Serve    B - Block    A - Attack



2014-2015

DATA

BelgiumVolleyStats.be  
By Marnix Acar

© Trainerstuff.be  
By Wouter Laroy

VIZ

(20141206) MEN ~ PUU (3 ~ 1)

Skills in detail (per player position): Attack/Block

Skill	Position	Game Won		Game Lost		Total	Count of SKILL	EFF		
		#	%	#	%					
A - Attack	MEN	Middle Blocker	10 (56%)	2 (11%)	1 (7%)	2 (11%)	3 (17%)	1 (6%)	18	33%
		Opposite	15 (50%)	2 (7%)	1 (7%)	4 (13%)	2 (7%)	6 (20%)	30	23%
		Setter	2 (100%)						2	100%
		Wing-Spiker	20 (50%)	2 (5%)	5 (8%)	8 (20%)	3 (8%)	2 (5%)	40	38%
		<b>Total</b>	<b>47 (52%)</b>	<b>6 (7%)</b>	<b>6 (9%)</b>	<b>14 (16%)</b>	<b>8 (9%)</b>	<b>9 (10%)</b>	<b>90</b>	<b>33%</b>
	PUU	Middle Blocker	10 (36%)	2 (7%)	1 (25%)	3 (11%)	7 (25%)	5 (18%)	28	-7%
		Setter	15 (35%)	6 (14%)	2 (7%)	9 (21%)	3 (7%)	8 (19%)	43	9%
		Wing-Spiker	7 (41%)	4 (24%)		3 (18%)		3 (18%)	17	24%
		<b>Total</b>	<b>32 (36%)</b>	<b>12 (14%)</b>	<b>3 (11%)</b>	<b>15 (17%)</b>	<b>10 (11%)</b>	<b>16 (18%)</b>	<b>88</b>	<b>7%</b>
		B - Block	MEN	Middle Blocker	5 (50%)					5 (50%)
Opposite								2 (100%)	2	-100%
Setter	2 (67%)							1 (33%)	3	33%
Wing-Spiker	3 (100%)								3	100%
<b>Total</b>	<b>10 (56%)</b>							<b>8 (44%)</b>	<b>18</b>	<b>11%</b>
PUU	Middle Blocker		4 (29%)	1 (7%)	2 ( )			7 (50%)	14	-21%
	Setter		2 (33%)		1 ( )			3 (50%)	6	-17%
	Wing-Spiker		2 (50%)		1 ( )			1 (25%)	4	25%
	<b>Total</b>		<b>8 (33%)</b>	<b>1 (4%)</b>	<b>4 ( )</b>			<b>11 (46%)</b>	<b>24</b>	<b>-13%</b>



2014-2015

DATA

BelgiumVolleyStats.be  
By Marnix Acar

© Trainerstuff.be  
By Wouter Laroy

VIZ

(20141206) MEN ~ PUU (3 ~ 1)

Skills in detail (per player position): Serve/Reception

Skill	Position	Game Won		Game Lost		Count of SKILL		EFF			
		#	%	#	%	Count	%	Count	%		
S - Serve	MEN	Middle Blocker	1 (4%)	10 (38%)			10 (38%)	1 (4%)	4 (15%)	26	-12%
		Opposite	5 (28%)	5 (28%)	5 (28%)		3 (17%)		18	11%	
		Setter	1 (10%)	5 (50%)	1 (10%)		3 (30%)		10	-20%	
		Wing-Spiker	6 (15%)	14 (35%)	13 (33%)	1 (3%)	6 (15%)		40	0%	
		<b>Total</b>	<b>13 (14%)</b>	<b>34 (36%)</b>	<b>29 (31%)</b>	<b>2 (2%)</b>	<b>16 (17%)</b>		<b>94</b>	<b>-3%</b>	
	PUU	Middle Blocker	2 (6%)	9 (26%)	18 (53%)	1 (3%)	4 (12%)		34	-6%	
		Setter	3 (10%)	11 (35%)	14 (45%)	2 (6%)	1 (3%)		31	6%	
		Wing-Spiker		4 (44%)	3 (33%)		2 (22%)		9	-22%	
	<b>Total</b>	<b>5 (7%)</b>	<b>24 (32%)</b>	<b>35 (47%)</b>	<b>3 (4%)</b>	<b>7 (9%)</b>		<b>74</b>	<b>-3%</b>		
	R - Reception	MEN	Libero	5 (71%)	1 (14%)	1 (14%)		7		0%	
Wing-Spiker			21 (35%)	4 (7%)	27 (45%)	3 (5%)	5 (8%)		60	-8%	
<b>Total</b>			<b>26 (39%)</b>	<b>5 (7%)</b>	<b>28 (42%)</b>	<b>3 (4%)</b>	<b>5 (7%)</b>		<b>67</b>	<b>-7%</b>	
PUU		Libero	5 (25%)	1 (5%)	9 (45%)		5 (25%)		20	-25%	
		Middle Blocker	2 (10%)	5 (24%)	8 (38%)	2 (10%)	4 (19%)		21	-19%	
		Wing-Spiker	10 (27%)	3 (8%)	20 (54%)		4 (11%)		37	-11%	
		<b>Total</b>	<b>17 (22%)</b>	<b>9 (12%)</b>	<b>37 (47%)</b>	<b>2 (3%)</b>	<b>13 (17%)</b>		<b>78</b>	<b>-17%</b>	



2014-2015

DATA

BelgiumVolleyStats.be  
By Marnix Acar

© Trainerstuff.be  
By Wouter Laroy

VIZ

(20141206) MEN ~ PUU (3 ~ 1)  
Skills in detail (per player): Attack

A - Attack		MEN		PUU		Total		Count of SKILL	EFF
	1 VAN HAARLEM	2 (100%)		2 (50%)	2 (50%)	4	100%		
	3 SINNESAEEL	7 (70%)	1 (10%)	7 (41%)	4 (24%)	17	70%		
	7 Louati	14 (61%)	2 (9%)	8 (33%)	2 (8%)	24	48%		
	8 VER EECKE	6 (35%)	4 (12%)	13 (33%)	4 (10%)	17	24%		
	10 COX	15 (50%)	2 (7%)	1 (7%)	1 (7%)	30	23%		
	11 DELANGHE	3 (38%)	1 (13%)	3 (38%)	1 (13%)	8	-13%		
	<b>Total</b>	<b>47 (52%)</b>	<b>6 (7%)</b>	<b>32 (36%)</b>	<b>12 (14%)</b>	<b>90</b>	<b>33%</b>		
	2 KRUYNER			2 (50%)	2 (50%)	4	50%		
	4 COLSON			7 (41%)	4 (24%)	17	24%		
	5 KOEKELKOREN			8 (33%)	2 (8%)	24	-8%		
	7 Kvalen			13 (33%)	4 (10%)	39	5%		
	9 Mijatovic					2	-100%		
	11 Nagy			2 (100%)		2	100%		
	<b>Total</b>			<b>32 (36%)</b>	<b>12 (14%)</b>	<b>88</b>	<b>7%</b>		
		#	+	!	-	/	=	Count of SKILL	EFF



2014-2015

DATA

BelgiumVolleyStats.be  
By Marnix Acar

© Trainerstuff.be  
By Wouter Laroy

VIZ

(20141206) MEN ~ PUU (3 ~ 1)  
Skills in detail (per player): Block

B - Block	MEN	Player	Skill					Count of SKILL	EFF	
			#	+	!	-	/			
		1 VAN HAARLEM	2 (67%)					1 (33%)	3	33%
		3 SINNESAELE	2 (40%)					3 (60%)	5	-20%
		7 Louati	1 (100%)						1	100%
		8 VER EECKE	2 (100%)						2	100%
		10 COX						2 (100%)	2	-100%
		11 DELANGHE	3 (60%)					2 (40%)	5	20%
		<b>Total</b>	<b>10 (56%)</b>					<b>8 (44%)</b>	<b>18</b>	<b>11%</b>
	PUU	2 KRUYNER						2 (100%)	2	-100%
		4 COLSON	2 (50%)		1 ()			1 (25%)	4	25%
		5 KOEKELKOREN	1 (33%)		1 ()			1 (33%)	3	0%
		7 Kvalen	2 (50%)		1 ()			1 (25%)	4	25%
		9 Mijatovic	2 (33%)	1 (17%)	1 ()			2 (33%)	6	0%
		11 Nagy	1 (20%)					4 (80%)	5	-60%
		<b>Total</b>	<b>8 (33%)</b>	<b>1 (4%)</b>	<b>4 ()</b>			<b>11 (46%)</b>	<b>24</b>	<b>-13%</b>
			#	+	!	-	/	=	Count of SKILL	EFF



2014-2015

DATA

BelgiumVolleyStats.be  
By Marnix Acar

© Trainerstuff.be  
By Wouter Laroy

VIZ

(20141206) MEN ~ PUU (3 ~ 1)  
Skills in detail (per player): Serve

S - Serve	Category	Player	Game Won (Green)					Game Lost (Red)		Count of SKILL	EFF
			#	+	!	-	/	=			
S - Serve	MEN	1 VAN HAARLEM	1 (10%)	5 (50%)			1 (10%)	3 (30%)	10	-20%	
		3 SINNESAELE	1 (6%)	8 (44%)			6 (33%)	2 (11%)	18	-6%	
		7 Louati	5 (24%)	7 (33%)			6 (29%)	1 (5%)	21	14%	
		8 VER EECKE	1 (5%)	7 (37%)			7 (37%)	4 (21%)	19	-16%	
		10 COX	5 (28%)	5 (28%)			5 (28%)	3 (17%)	18	11%	
		11 DELANGHE		2 (25%)			4 (50%)	2 (25%)	8	-25%	
		<b>Total</b>	<b>13 (14%)</b>	<b>34 (36%)</b>			<b>29 (31%)</b>	<b>2 (2%)</b>	<b>16 (17%)</b>	<b>94</b>	<b>-3%</b>
	PUU	2 KRUYNER	1 (7%)	5 (33%)			7 (47%)	1 (7%)	15	0%	
		4 COLSON		4 (44%)			3 (33%)	2 (22%)	9	-22%	
		5 KOEKELKOREN		1 (7%)			10 (71%)	1 (7%)	14	-14%	
		7 Kvalen	2 (13%)	6 (38%)			7 (44%)	1 (6%)	16	13%	
		9 Mijatovic		5 (50%)			4 (40%)	1 (10%)	10	-10%	
		11 Nagy	2 (20%)	3 (30%)			4 (40%)	1 (10%)	10	10%	
<b>Total</b>	<b>5 (7%)</b>	<b>24 (32%)</b>			<b>35 (47%)</b>	<b>3 (4%)</b>	<b>7 (9%)</b>	<b>74</b>	<b>-3%</b>		
		#	+	!	-	/	=	Count of SKILL	EFF		



2014-2015

DATA

BelgiumVolleyStats.be  
By Marnix Acar

© Trainerstuff.be  
By Wouter Laroy

VIZ

(20141206) MEN ~ PUU (3 ~ 1)  
Skills in detail (per player): Reception

R - Reception	Category	Player	Game Won (Green)					Game Lost (Red)		EFF	
			#	+	!	-	/	=	Count of SKILL		
R - Reception	MEN	6 LEMAY	5 (71%)	1 (14%)			1 (14%)		7	0%	
		7 Louati	14 (52%)	1 (4%)			7 (26%)	2 (7%)	3 (11%)	27	-11%
		8 VER EECKE	7 (21%)	3 (9%)			20 (61%)	1 (3%)	2 (6%)	33	-6%
		<b>Total</b>	<b>26 (39%)</b>	<b>5 (7%)</b>			<b>28 (42%)</b>	<b>3 (4%)</b>	<b>5 (7%)</b>	<b>67</b>	<b>-7%</b>
	PUU	4 COLSON	10 (27%)	3 (8%)			20 (54%)		4 (11%)	37	-11%
		5 KOEKELKOREN	2 (10%)	5 (24%)			8 (38%)	2 (10%)	4 (19%)	21	-19%
		10 DE BONT	5 (25%)	1 (5%)			9 (45%)		5 (25%)	20	-25%
		<b>Total</b>	<b>17 (22%)</b>	<b>9 (12%)</b>			<b>37 (47%)</b>	<b>2 (3%)</b>	<b>13 (17%)</b>	<b>78</b>	<b>-17%</b>
				#	+	!	-	/	=	Count of SKILL	EFF