



2014-2015

DATA

**BelgiumVolleyStats.be**  
By Marnix Acar

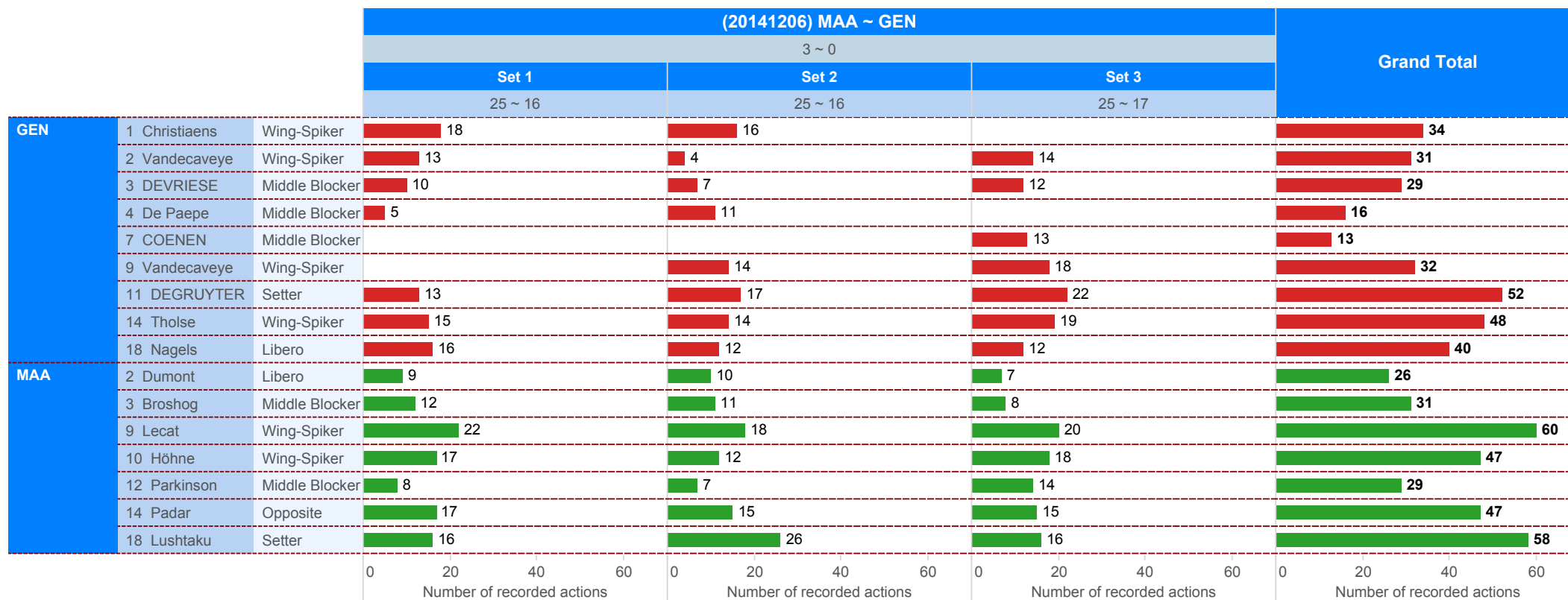
© **Trainerstuff.be**  
By Wouter Laroy

VIZ

Scouting data provided by: Marnix Acar - [www.BelgiumVolleyStats.be](http://www.BelgiumVolleyStats.be)

Data processing and vizualization: Wouter Laroy - [www.trainerstuff.be](http://www.trainerstuff.be)

Questions/Remarks/Suggestions: [info@belgiumvolleystats.be](mailto:info@belgiumvolleystats.be) - [wouterstrainerstuff@gmail.com](mailto:wouterstrainerstuff@gmail.com)



■ SET LOST    ■ SET WON



2014-2015

DATA

BelgiumVolleyStats.be  
By Marnix Acar

© Trainerstuff.be  
By Wouter Laroy

VIZ

(20141206) MAA ~ GEN (3 ~ 0)  
Game analysis

TOI	ScoringActi..	TOIServe						OPPServe							
		TOISCORE			OPPSCORE			Total	TOISCORE			OPPSCORE			Total
		TOI	OPP	Total	TOI	OPP	Total		TOI	OPP	Total	TOI	OPP	Total	
GEN	A#	5		5		25	25	30	20		20		8	8	28
	S#	1		1				1					8	8	8
	A=		2	2				3		2		4	4	6	
	A\		1	1		1	1	4		2		13	13	15	
	S=					9	9	9		13				13	
	E=									1		2	2	3	
	D=		1	1		1	1	2		1				1	
<b>Total</b>		6	4	10	15	25	40	50	20	19	39	19	16	35	74
MAA	A#	8		8		20	20	28	25		25		5	5	30
	S#	8		8				8					1	1	1
	A=		4	4		2	2	6		1		2	2	3	
	A\		13	13		2	2	15		4		1	1	5	
	S=					13	13	13		9				9	
	E=		2	2		1	1	3							
	D=					1	1	1		1		1	1	2	
<b>Total</b>		16	19	35	19	20	39	74	25	15	40	4	6	10	50

Attack

		Count of SKILL	%SCORE%	%-SCORE%	EFF
18 Lushtaku	MAA	1	100%	0%	100%
3 Broshog	MAA	4	75%	0%	75%
7 COENEN	GEN	3	67%	0%	67%
14 Padar	MAA	18	61%	11%	50%
11 DEGRUYTER	GEN	2	50%	0%	50%
12 Parkinson	MAA	8	50%	13%	38%
9 Vandecaveye	GEN	9	44%	44%	0%
10 Höhne	MAA	14	43%	21%	21%
14 Tholse	GEN	32	38%	31%	6%
9 Lecat	MAA	22	36%	5%	32%
4 De Paepe	GEN	3	33%	0%	33%
3 DEVRIESE	GEN	10	30%	20%	10%
1 Christiaens	GEN	7	29%	29%	0%
2 Vandecaveye	GEN	11	18%	36%	-18%

Block

		Count of SKILL	#
9 Lecat	MAA	11	5
12 Parkinson	MAA	6	4
14 Padar	MAA	6	4
3 Broshog	MAA	11	3
3 DEVRIESE	GEN	8	2
4 De Paepe	GEN	5	1
18 Lushtaku	MAA	10	1
1 Christiaens	GEN	1	
2 Vandecaveye	GEN	1	
7 COENEN	GEN	2	
10 Höhne	MAA	2	
11 DEGRUYTER	GEN	1	
14 Tholse	GEN	1	

Serve

		Count of SKILL	%%	%-
14 Padar	MAA	17	24%	18%
3 Broshog	MAA	10	20%	10%
9 Vandecaveye	GEN	6	17%	17%
12 Parkinson	MAA	9	11%	22%
18 Lushtaku	MAA	14	7%	14%
1 Christiaens	GEN	6		17%
2 Vandecaveye	GEN	5		20%
3 DEVRIESE	GEN	5		40%
4 De Paepe	GEN	6		17%
7 COENEN	GEN	5		
9 Lecat	MAA	9		11%
10 Höhne	MAA	15		27%
11 DEGRUYTER	GEN	8		25%
14 Tholse	GEN	9		11%

Reception

		Count of SKILL	%%	%+	%-
9 Vandecaveye	GEN	15	53%	27%	
2 Dumont	MAA	16	38%	25%	
18 Nagels	GEN	20	35%	10%	15%
2 Vandecaveye	GEN	12	33%	8%	17%
1 Christiaens	GEN	14	21%	7%	21%
9 Lecat	MAA	10	20%	30%	10%
10 Höhne	MAA	13	8%	15%	
12 Parkinson	MAA	1		100%	
18 Lushtaku	MAA	1		100%	

UPPER:  
TOI = Team of Interest = Team analyzed OPP = Opponent  
XXXServe = who served XXXSCORE = who got the point



2014-2015

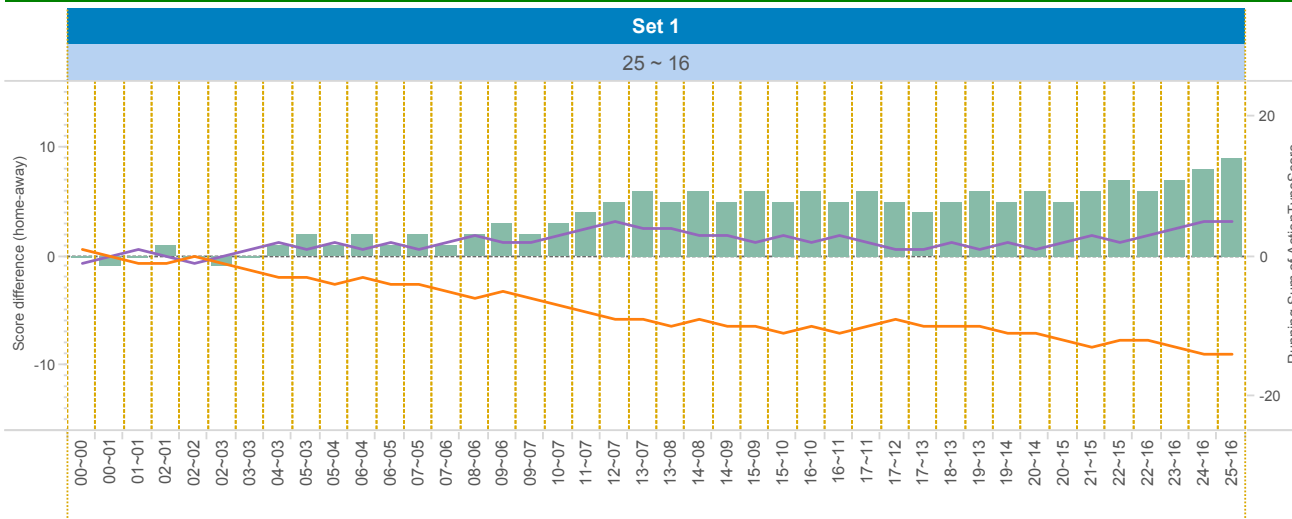
DATA

BelgiumVolleyStats.be  
By Marnix Acar

© Trainerstuff.be  
By Wouter laroy

VIZ

(20141206) MAA ~ GEN (3 ~ 0)  
Set analysis - Set 1



TEAM\_NAME

- GEN
- MAA

UPPER LEFT:

+1: A# - B# - S#    -1: A=, A/, B=, B/, S=, R=, D=, F=, S=

LOWER LEFT:

TOI = Team of Interest = Team analyzed    OPP = Opponent  
XXXServe = who served    XXXSCORE = who got the point

LOWER RIGHT:

Attack sorted on #SCORE

		Set 1														
		TOIServe						OPPServe								
		TOIScore			OPPScore			Total	TOIScore			OPPScore			Total	
TOI	Scorin..	TOI	OPP	Total	TOI	OPP	Total		TOI	OPP	Total	TOI	OPP	Total		
GEN	A#	2		2		10	10	12	4		4		4	4	8	
	S#												2	2	2	
	A=									1	1			1	1	
	A/									2	2	5		5	7	
	S=					4	4	4	6	6				6	6	
	D=								1	1					1	1
	<b>Total</b>		2		2	4	10	14	16	4	10	14	5	6	11	25
MAA	A#	4		4		4	4	8	10		10		2	2	12	
	S#	2		2				2							2	
	A=					1	1	1							1	
	A/		5	5		2	2	7							7	
	S=					6	6	6	4	4				4	4	
	D=					1	1	1							1	
	<b>Total</b>		6	5	11	10	4	14	25	10	4	14	2	2	16	

Attacking skills

		Count of SKILL	#SCORE	#SCORE%	NOSCORE	NOSCORE%	=SCORE	=SCORE%	EFF
14 Padar	MAA	6	6	100%	0	0%	0	0%	100%
14 Tholse	GEN	10	5	50%	3	30%	2	20%	30%
10 Höhne	MAA	6	3	50%	2	33%	1	17%	33%
9 Lecat	MAA	8	2	25%	5	63%	1	13%	13%
12 Parkinson	MAA	4	2	50%	1	25%	1	25%	25%
1 Christiaens	GEN	3	1	33%	1	33%	1	33%	0%
3 Broshog	MAA	2	1	50%	1	50%	0	0%	50%
3 DEVRIESE	GEN	2	1	50%	1	50%	0	0%	50%
2 Vandecaveye	GEN	5	0	0%	3	60%	2	40%	-40%
4 De Paepe	GEN	1	0	0%	1	100%	0	0%	0%



2014-2015

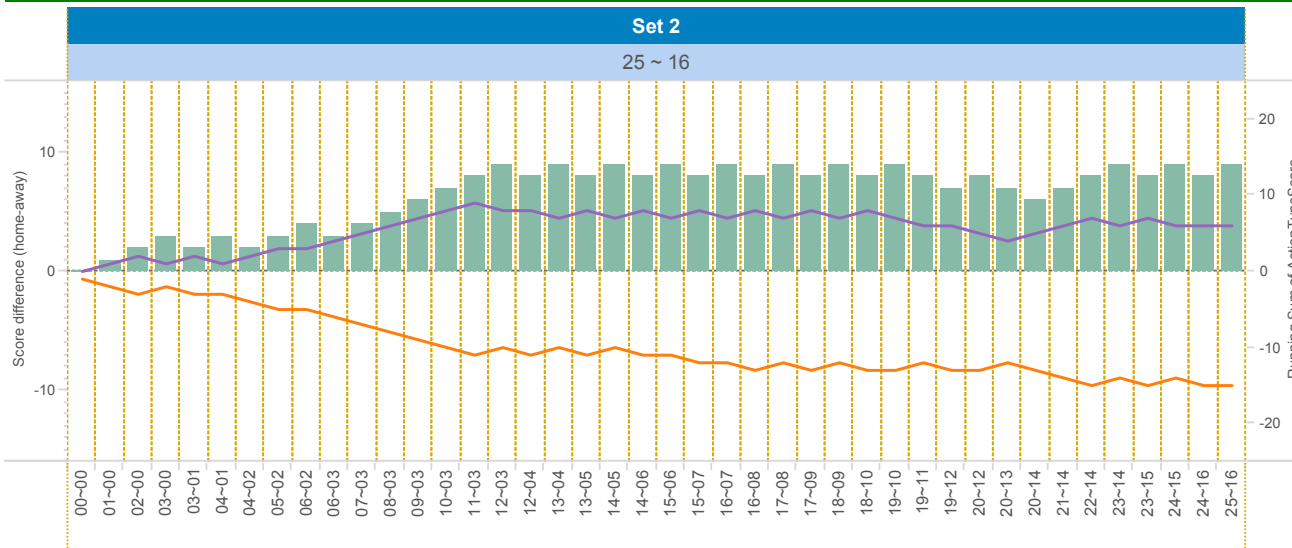
DATA

BelgiumVolleyStats.be  
By Marnix Acar

© Trainerstuff.be  
By Wouter Laroy

VIZ

(20141206) MAA ~ GEN (3 ~ 0)  
Set analysis - Set 2



TEAM\_NAME

GEN

MAA

UPPER LEFT:

+1: A# - B# - S# -1: A=, A/, B=, B/, S=, R=, D=, F=, S=

LOWER LEFT:

TOI = Team of Interest = Team analyzed OPP = Opponent  
XXXServe = who served XXXSCORE = who got the point

LOWER RIGHT:

Attack sorted on #SCORE

Attacking skills

		Set 2													
		TOIServe						OPPServe							
		TOIScore			OPPScore			Total	TOIScore			OPPScore			Total
TOI	Scorin..	TOI	OPP	Total	TOI	OPP	Total	TOI	OPP	Total	TOI	OPP	Total	Total	
GEN	A#	1		1		10	10	11	8		8		2	2	10
	S#												3	3	3
	A=				1		1	1							
	A/		1	1	1		2	2		5	5	5		5	5
	S=				2		2	2							
	E=									1	1				1
	D=				1		1	1							
	<b>Total</b>	1	1	2	5	10	15	17	8	6	14	5	5	10	24
MAA	A#	2		2		8	8	10	10		10		1	1	11
	S#	3		3			3								
	A=									1	1			1	
	A/		5	5			5	5		1	1	1		2	
	S=					5	5	5		2	2			2	
	E=					1	1	1							
	D=									1	1				1
	<b>Total</b>	5	5	10	6	8	14	24	10	5	15	1	1	2	17

		Count of SKILL	#SCORE	#SCORE%	NOSCORE	NOSCORE%	=SCORE	=SCORE%	EFF
9 Lecat	MAA	8	5	63%	3	38%	0	0%	63%
14 Padar	MAA	7	4	57%	3	43%	0	0%	57%
14 Tholse	GEN	8	4	50%	1	13%	3	38%	13%
9 Vandecaveye	GEN	5	3	60%	0	0%	2	40%	20%
1 Christiaens	GEN	4	1	25%	2	50%	1	25%	0%
3 Broshog	MAA	1	1	100%	0	0%	0	0%	100%
4 De Paepe	GEN	2	1	50%	1	50%	0	0%	50%
10 Höhne	MAA	3	1	33%	1	33%	1	33%	0%
12 Parkinson	MAA	2	1	50%	1	50%	0	0%	50%
2 Vandecaveye	GEN	3	0	0%	2	67%	1	33%	-33%
3 DEVRIESE	GEN	1	0	0%	1	100%	0	0%	0%



2014-2015

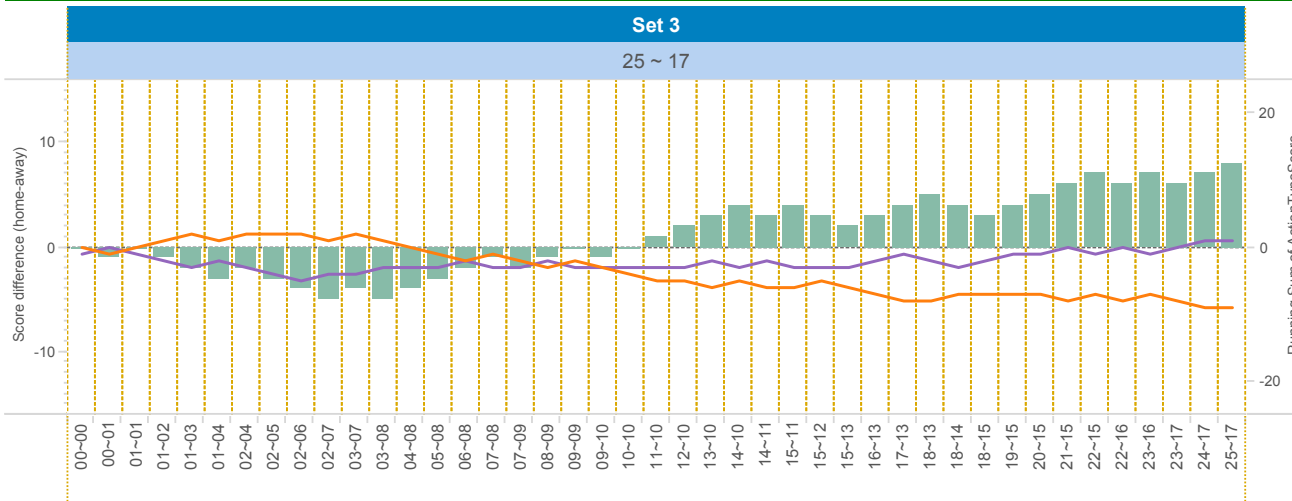
DATA

BelgiumVolleyStats.be  
By Marnix Acar

© Trainerstuff.be  
By Wouter Laroy

ZIV

(20141206) MAA ~ GEN (3 ~ 0)  
Set analysis - Set 3



TEAM\_NAME

- GEN
- MAA

UPPER LEFT:

+1: A# - B# - S#    -1: A=, A/, B=, B/, S=, R=, D=, F=, S=

LOWER LEFT:

TOI = Team of Interest = Team analyzed    OPP = Opponent  
XXXServe = who served    XXXSCORE = who got the point

LOWER RIGHT:

Attack sorted on #SCORE

		Set 3															
		TOIServe							OPPServe								
		TOIScore			OPPScore				Total	TOIScore			OPPScore				Total
TOI	Scorin..	TOI	OPP	Total	TOI	OPP	Total	TOI		OPP	Total	TOI	OPP	Total	Total		
GEN	A#	2		2		5	5	7	8		8		2	2	10		
	S#	1		1			1	1				3	3	3			
	A=		2	2				2		1	1	4	4	5			
	A/					3	3	3				3	3	3			
	S=					3	3	3		2	2		2	2			
	E=												2	2	2		
	D=			1	1			1							1		
	<b>Total</b>	3	3	6	6	5	11	17	8	3	11	9	5	14	25		
MAA	A#	2		2		8	8	10	5		5		2	2	7		
	S#	3		3			3	3				1	1	1			
	A=		4	4		1	1	5				2	2	2			
	A/		3	3			3	3		3	3			3			
	S=					2	2	2		3	3			3			
	E=			2	2			2							2		
	D=											1	1	1	1		
	<b>Total</b>	5	9	14	3	8	11	25	5	6	11	3	3	6	17		

Attacking skills

		Count of SKILL	#SCORE	#SCORE%	NOSCORE	NOSCORE%	=SCORE	=SCORE%	EFF	
14	Tholse	GEN	14	3	21%	6	43%	5	36%	-14%
2	Vandecaveye	GEN	3	2	67%	0	0%	1	33%	33%
3	DEVRIESE	GEN	7	2	29%	3	43%	2	29%	0%
7	COENEN	GEN	3	2	67%	1	33%	0	0%	67%
10	Höhne	MAA	5	2	40%	2	40%	1	20%	20%
3	Broshog	MAA	1	1	100%	0	0%	0	0%	100%
9	Lecat	MAA	6	1	17%	5	83%	0	0%	17%
9	Vandecaveye	GEN	4	1	25%	1	25%	2	50%	-25%
11	DEGRUYTER	GEN	2	1	50%	1	50%	0	0%	50%
12	Parkinson	MAA	2	1	50%	1	50%	0	0%	50%
14	Padar	MAA	5	1	20%	2	40%	2	40%	-20%
18	Lushtaku	MAA	1	1	100%	0	0%	0	0%	100%



2014-2015

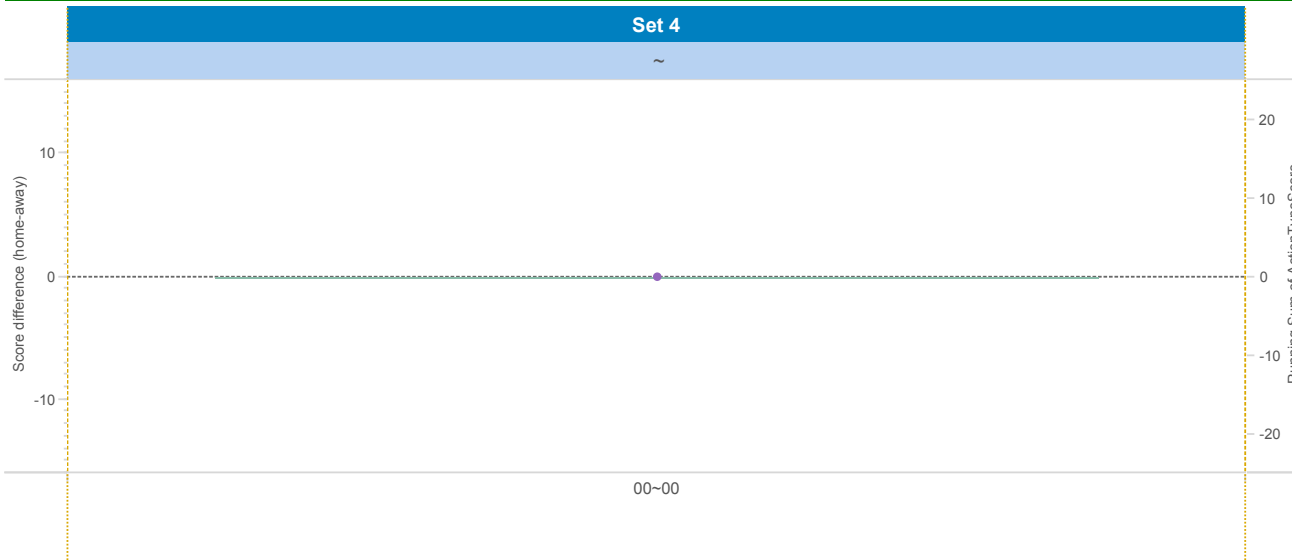
DATA

BelgiumVolleyStats.be  
By Marnix Acar

© Trainerstuff.be  
By Wouter Laroy

VIZ

(20141206) MAA ~ GEN (3 ~ 0)  
Set analysis - Set 4



TEAM\_NAME

MAA

UPPER LEFT:

+1: A# - B# - S# -1: A=, A/, B=, B/, S=, R=, D=, F=, S=

LOWER LEFT:

TOI = Team of Interest = Team analyzed OPP = Opponent  
XXXServe = who served XXXSCORE = who got the point

LOWER RIGHT:

Attack sorted on #SCORE

Attacking skills



2014-2015

DATA

BelgiumVolleyStats.be  
By Marnix Acar

© Trainerstuff.be  
By Wouter Laroy

VIZ

(20141206) MAA ~ GEN (All)  
Set analysis - Set 5

TEAM\_NAME

UPPER LEFT:

+1: A# - B# - S#    -1: A=, A/, B=, B/, S=, R=, D=, F=, S=

LOWER LEFT:

TOI = Team of Interest = Team analyzed    OPP = Opponent  
XXXServe = who served    XXXSCORE = who got the point

LOWER RIGHT:

Attack sorted on #SCORE

## Attacking skills

		Count of SKILL	#SCORE	#SCORE%	NOSCORE	NOSCORE%	=SCORE	=SCORE%	EFF
14 Tholse	GEN	32	12	38%	10	31%	10	31%	6%
14 Padar	MAA	18	11	61%	5	28%	2	11%	50%
9 Lecat	MAA	22	8	36%	13	59%	1	5%	32%
10 Höhne	MAA	14	6	43%	5	36%	3	21%	21%
9 Vandecaveye	GEN	9	4	44%	1	11%	4	44%	0%
12 Parkinson	MAA	8	4	50%	3	38%	1	13%	38%
3 Broshog	MAA	4	3	75%	1	25%	0	0%	75%
3 DEVRIESE	GEN	10	3	30%	5	50%	2	20%	10%
1 Christiaens	GEN	7	2	29%	3	43%	2	29%	0%
2 Vandecaveye	GEN	11	2	18%	5	45%	4	36%	-18%
7 COENEN	GEN	3	2	67%	1	33%	0	0%	67%
4 De Paepe	GEN	3	1	33%	2	67%	0	0%	33%
11 DEGRUYTER	GEN	2	1	50%	1	50%	0	0%	50%
18 Lushtaku	MAA	1	1	100%	0	0%	0	0%	100%



2014-2015

DATA

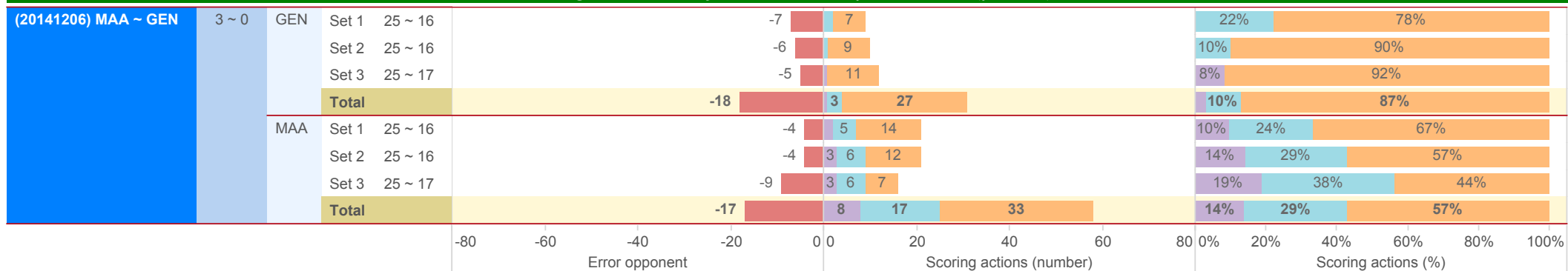
BelgiumVolleyStats.be  
By Marnix Acar

© Trainerstuff.be  
By Wouter Laroy

VIZ

(20141206) MAA ~ GEN (3 ~ 0)

Scoring Actions Analyzed: how were points made (per set)



S - Serve    B - Block    A - Attack





2014-2015

DATA

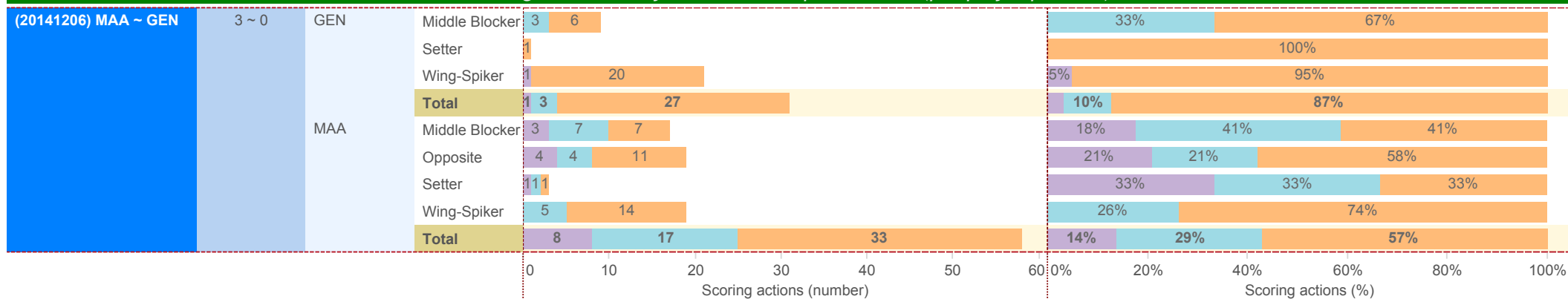
BelgiumVolleyStats.be  
By Marnix Acar

© Trainerstuff.be  
By Wouter Laroy

VIZ

(20141206) MAA ~ GEN (3 ~ 0)

Scoring Actions Analyzed: how were points made (per player position)



S - Serve    B - Block    A - Attack



2014-2015

DATA

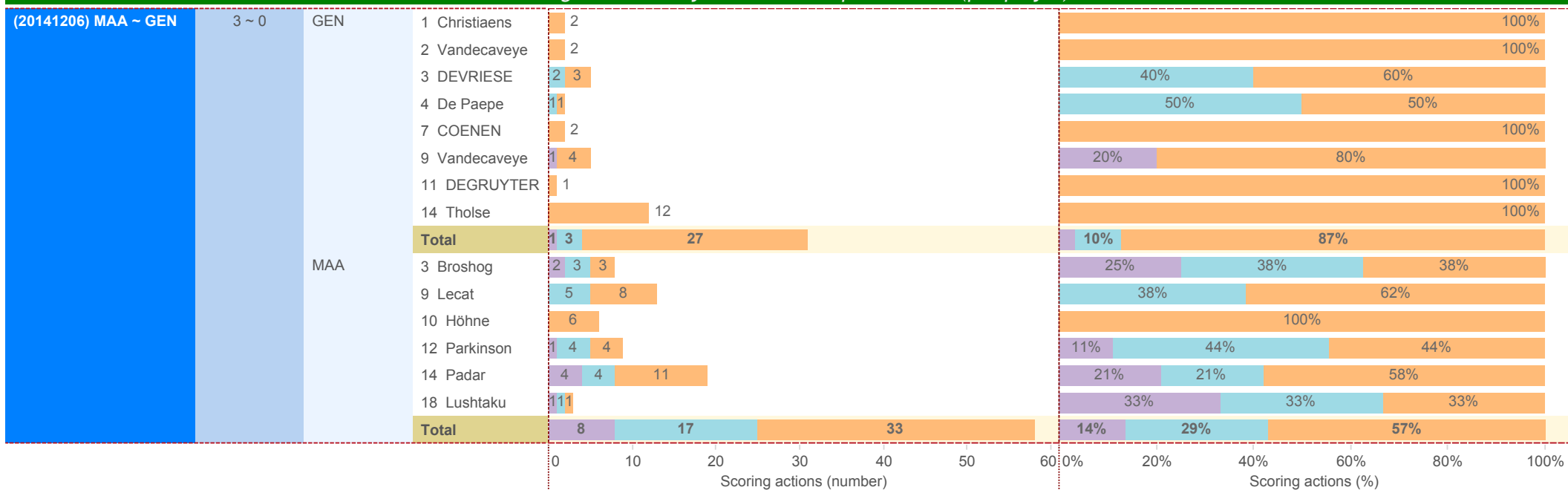
BelgiumVolleyStats.be  
By Marnix Acar

© Trainerstuff.be  
By Wouter Laroy

VIZ

(20141206) MAA ~ GEN (3 ~ 0)

Scoring Actions Analyzed: how were points made (per player)



S - Serve    B - Block    A - Attack



2014-2015

DATA

BelgiumVolleyStats.be  
By Marnix Acar

© Trainerstuff.be  
By Wouter Laroy

VIZ

(20141206) MAA ~ GEN (3 ~ 0)

Skills in detail (per player position): Attack/Block

A - Attack	GEN	Middle Blocker	Game 1						Game 2		EFF
			#	+	!	-	/	=	Count of SKILL	EFF	
		Middle Blocker	6 (38%)	3 (19%)	1 (6%)	4 (25%)	1 (6%)	1 (6%)	16	25%	
		Setter	1 (50%)			1 (50%)			2	50%	
		Wing-Spiker	20 (34%)	3 (5%)	7 (27%)	9 (15%)	16 (27%)	4 (7%)	59	0%	
		<b>Total</b>	<b>27 (35%)</b>	<b>6 (8%)</b>	<b>8 (22%)</b>	<b>14 (18%)</b>	<b>17 (22%)</b>	<b>5 (6%)</b>	<b>77</b>	<b>6%</b>	
	MAA	Middle Blocker	7 (58%)	1 (8%)	2 (8%)	1 (8%)	1 (8%)	12	50%		
		Opposite	11 (61%)			5 (28%)	2 (11%)	18	50%		
		Setter	1 (100%)					1	100%		
		Wing-Spiker	14 (39%)	6 (17%)	3 (6%)	9 (25%)	2 (6%)	36	28%		
		<b>Total</b>	<b>33 (49%)</b>	<b>7 (10%)</b>	<b>5 (4%)</b>	<b>15 (22%)</b>	<b>3 (4%)</b>	<b>67</b>	<b>39%</b>		
B - Block	GEN	Middle Blocker	3 (20%)	2 (13%)	4 (27%)	1 (7%)	4 (27%)	1 (7%)	15	-13%	
		Setter			1 ( )				1	0%	
		Wing-Spiker					2 (67%)	1 (33%)	3	-100%	
		<b>Total</b>	<b>3 (16%)</b>	<b>2 (11%)</b>	<b>5 (32%)</b>	<b>1 (5%)</b>	<b>6 (32%)</b>	<b>2 (11%)</b>	<b>19</b>	<b>-26%</b>	
	MAA	Middle Blocker	7 (41%)	2 (12%)	1 (35%)		6 (35%)	1 (6%)	17	0%	
		Opposite	4 (67%)		2 ( )			6	67%		
		Setter	1 (10%)	4 (40%)	2 (20%)	1 (10%)	2 (20%)	10	-10%		
		Wing-Spiker	5 (38%)	1 (8%)	3 (23%)	1 (8%)	3 (23%)	13	15%		
		<b>Total</b>	<b>17 (37%)</b>	<b>7 (15%)</b>	<b>8 (24%)</b>	<b>2 (4%)</b>	<b>11 (24%)</b>	<b>1 (2%)</b>	<b>46</b>	<b>11%</b>	



2014-2015

DATA

BelgiumVolleyStats.be  
By Marnix Acar

© Trainerstuff.be  
By Wouter Laroy

VIZ

(20141206) MAA ~ GEN (3 ~ 0)

Skills in detail (per player position): Serve/Reception

Skill	Team	Position	Game 1					Game 2					Count of SKILL	EFF		
			#	+	!	-	/	=	#	+	!	-			/	=
S - Serve	GEN	Middle Blocker														
		Setter														
		Wing-Spiker	1 (4%)	8 (31%)		11 (42%)	2 (8%)	4 (15%)	26							-12%
		<b>Total</b>	<b>1 (2%)</b>	<b>18 (36%)</b>		<b>20 (40%)</b>	<b>2 (4%)</b>	<b>9 (18%)</b>	<b>50</b>							<b>-16%</b>
	MAA	Middle Blocker	3 (16%)	3 (16%)		10 (53%)		3 (16%)	19							0%
		Opposite	4 (24%)	4 (24%)		6 (35%)		3 (18%)	17							6%
		Setter	1 (7%)	3 (21%)		6 (43%)	2 (14%)	2 (14%)	14							-7%
		Wing-Spiker		9 (38%)		9 (38%)	1 (4%)	5 (21%)	24							-21%
		<b>Total</b>	<b>8 (11%)</b>	<b>19 (26%)</b>		<b>31 (42%)</b>	<b>3 (4%)</b>	<b>13 (18%)</b>	<b>74</b>							<b>-7%</b>
	R - Reception	GEN	Libero	7 (35%)	2 (10%)	3 (5%)	4 (20%)	1 (5%)	3 (15%)	20						
Wing-Spiker			15 (37%)	6 (15%)	5 (5%)	8 (20%)	2 (5%)	5 (12%)	41							-12%
<b>Total</b>			<b>22 (36%)</b>	<b>8 (13%)</b>	<b>8 (5%)</b>	<b>12 (20%)</b>	<b>3 (5%)</b>	<b>8 (13%)</b>	<b>61</b>							<b>-13%</b>
MAA		Libero	6 (38%)	4 (25%)	1 (13%)	3 (19%)	2 (13%)		16							0%
		Middle Blocker		1 (100%)					1							0%
		Setter		1 (100%)					1							0%
		Wing-Spiker	3 (13%)	5 (22%)	4 ( )	10 (43%)		1 (4%)	23							-4%
<b>Total</b>		<b>9 (22%)</b>	<b>11 (27%)</b>	<b>5 (5%)</b>	<b>13 (32%)</b>	<b>2 (5%)</b>	<b>1 (2%)</b>	<b>41</b>							<b>-2%</b>	



2014-2015

DATA

BelgiumVolleyStats.be  
By Marnix Acar

© Trainerstuff.be  
By Wouter Laroy

VIZ

(20141206) MAA ~ GEN (3 ~ 0)  
Skills in detail (per player): Attack

A - Attack		GEN	1 Christiaens	2 Vandecaveye	3 DEVRIESE	4 De Paepe	7 COENEN	9 Vandecaveye	11 DEGRUYTER	14 Tholse	Total	MAA	3 Broshog	9 Lecat	10 Höhne	12 Parkinson	14 Padar	18 Lushtaku	Total	#	+	!	-	/	=	Count of SKILL	EFF
			2 (29%)	1 (14%)																							
			2 (18%)	1 (9%)		1 (36%)																				7	0%
			3 (30%)	3 (30%)	1 (10%)																					11	-18%
			1 (33%)																							10	10%
			2 (67%)																							3	33%
			4 (44%)																							3	67%
			1 (50%)																							9	0%
			12 (38%)	1 (3%)	6 (22%)	3 (9%)	7 (22%)	3 (9%)	1 (11%)	3 (33%)	1 (10%)															2	50%
			27 (35%)	6 (8%)	8 (22%)	14 (18%)	17 (22%)	5 (6%)	32	6%																77	6%
			3 (75%)																							4	75%
			8 (36%)	5 (23%)	2 (5%)																					22	32%
			6 (43%)	1 (7%)	1 (7%)																					14	21%
			4 (50%)	1 (13%)	2 (13%)																					8	38%
			11 (61%)																							18	50%
			1 (100%)																							1	100%
			33 (49%)	7 (10%)	5 (4%)	15 (22%)	3 (4%)	4 (6%)	67	39%																	



2014-2015

DATA

BelgiumVolleyStats.be  
By Marnix Acar

© Trainerstuff.be  
By Wouter Laroy

VIZ

(20141206) MAA ~ GEN (3 ~ 0)

Skills in detail (per player): Block

B - Block	GEN	Skills							Count of SKILL	EFF
		#	+	!	-	/	=			
	1 Christiaens							1 (100%)	1	-100%
	2 Vandecaveye							1 (100%)	1	-100%
	3 DEVRIESE	2 (25%)	1 (13%)	2 (25%)		2 (25%)	1 (13%)	8	-13%	
	4 De Paepe	1 (20%)		2 (20%)	1 (20%)	1 (20%)		5	0%	
	7 COENEN		1 (50%)			1 (50%)		2	-50%	
	11 DEGRUYTER			1 ()				1	0%	
	14 Tholse					1 (100%)		1	-100%	
	<b>Total</b>	<b>3 (16%)</b>	<b>2 (11%)</b>	<b>5 (32%)</b>	<b>1 (5%)</b>	<b>6 (32%)</b>	<b>2 (11%)</b>	<b>19</b>	<b>-26%</b>	
	MAA									
	3 Broshog	3 (27%)	1 (9%)	1 (55%)		6 (55%)		11	-27%	
	9 Lecat	5 (45%)	1 (9%)	2 (18%)	1 (9%)	2 (18%)		11	27%	
	10 Höhne			1 (50%)		1 (50%)		2	-50%	
	12 Parkinson	4 (67%)	1 (17%)				1 (17%)	6	50%	
	14 Padar	4 (67%)		2 ()				6	67%	
	18 Lushtaku	1 (10%)	4 (40%)	2 (20%)	1 (10%)	2 (20%)		10	-10%	
	<b>Total</b>	<b>17 (37%)</b>	<b>7 (15%)</b>	<b>8 (24%)</b>	<b>2 (4%)</b>	<b>11 (24%)</b>	<b>1 (2%)</b>	<b>46</b>	<b>11%</b>	
		#	+	!	-	/	=	Count of SKILL	EFF	



2014-2015

DATA

BelgiumVolleyStats.be  
By Marnix Acar

© Trainerstuff.be  
By Wouter Laroy

VIZ

(20141206) MAA ~ GEN (3 ~ 0)

Skills in detail (per player): Serve

S - Serve	GEN	(20141206) MAA ~ GEN (3 ~ 0)									
		#	+	!	-	/	=	Count of SKILL	EFF		
S - Serve	1 Christiaens		1 (17%)			3 (50%)	1 (17%)	1 (17%)	6	-17%	
	2 Vandecaveye		2 (40%)			2 (40%)		1 (20%)	5	-20%	
	3 DEVRIESE		2 (40%)			1 (20%)		2 (40%)	5	-40%	
	4 De Paepe		2 (33%)			3 (50%)	1 (17%)		6	-17%	
	7 COENEN		3 (60%)			2 (40%)			5	0%	
	9 Vandecaveye	1 (17%)	2 (33%)			2 (33%)		1 (17%)	6	0%	
	11 DEGRUYTER		3 (38%)			3 (38%)		2 (25%)	8	-25%	
	14 Tholse		3 (33%)			4 (44%)	1 (11%)	1 (11%)	9	-11%	
	<b>Total</b>	<b>1 (2%)</b>	<b>18 (36%)</b>			<b>20 (40%)</b>	<b>2 (4%)</b>	<b>9 (18%)</b>	<b>50</b>	<b>-16%</b>	
	MAA	3 Broshog	2 (20%)	2 (20%)			5 (50%)		1 (10%)	10	10%
		9 Lecat		4 (44%)			3 (33%)	1 (11%)	1 (11%)	9	-11%
		10 Höhne		5 (33%)			6 (40%)		4 (27%)	15	-27%
		12 Parkinson	1 (11%)	1 (11%)			5 (56%)		2 (22%)	9	-11%
		14 Padar	4 (24%)	4 (24%)			6 (35%)		3 (18%)	17	6%
18 Lushtaku		1 (7%)	3 (21%)			6 (43%)	2 (14%)	2 (14%)	14	-7%	
<b>Total</b>	<b>8 (11%)</b>	<b>19 (26%)</b>			<b>31 (42%)</b>	<b>3 (4%)</b>	<b>13 (18%)</b>	<b>74</b>	<b>-7%</b>		
		#	+	!	-	/	=	Count of SKILL	EFF		



2014-2015

DATA

BelgiumVolleyStats.be  
By Marnix Acar

© Trainerstuff.be  
By Wouter Laroy

VIZ

(20141206) MAA ~ GEN (3 ~ 0)  
Skills in detail (per player): Reception

R - Reception	Team	Player	Game Outcome						Count of SKILL	EFF
			#	+	!	-	/	=		
R - Reception	GEN	1 Christiaens	3 (21%)	1 (7%)	2 (7%)	4 (29%)	1 (7%)	3 (21%)	14	-21%
		2 Vandecaveye	4 (33%)	1 (8%)	3 (8%)	1 (8%)	1 (8%)	2 (17%)	12	-17%
		9 Vandecaveye	8 (53%)	4 (27%)		3 (20%)			15	0%
		18 Nagels	7 (35%)	2 (10%)	3 (5%)	4 (20%)	1 (5%)	3 (15%)	20	-15%
		<b>Total</b>	<b>22 (36%)</b>	<b>8 (13%)</b>	<b>8 (5%)</b>	<b>12 (20%)</b>	<b>3 (5%)</b>	<b>8 (13%)</b>	<b>61</b>	<b>-13%</b>
	MAA	2 Dumont	6 (38%)	4 (25%)	1 (13%)	3 (19%)	2 (13%)		16	0%
		9 Lecat	2 (20%)	3 (30%)	1 ()	3 (30%)		1 (10%)	10	-10%
		10 Höhne	1 (8%)	2 (15%)	3 ()	7 (54%)			13	0%
		12 Parkinson		1 (100%)					1	0%
		18 Lushtaku		1 (100%)					1	0%
<b>Total</b>	<b>9 (22%)</b>	<b>11 (27%)</b>	<b>5 (5%)</b>	<b>13 (32%)</b>	<b>2 (5%)</b>	<b>1 (2%)</b>	<b>41</b>	<b>-2%</b>		
			#	+	!	-	/	=	Count of SKILL	EFF