



2014-2015

DATA

BelgiumVolleyStats.be
By Marnix Acar

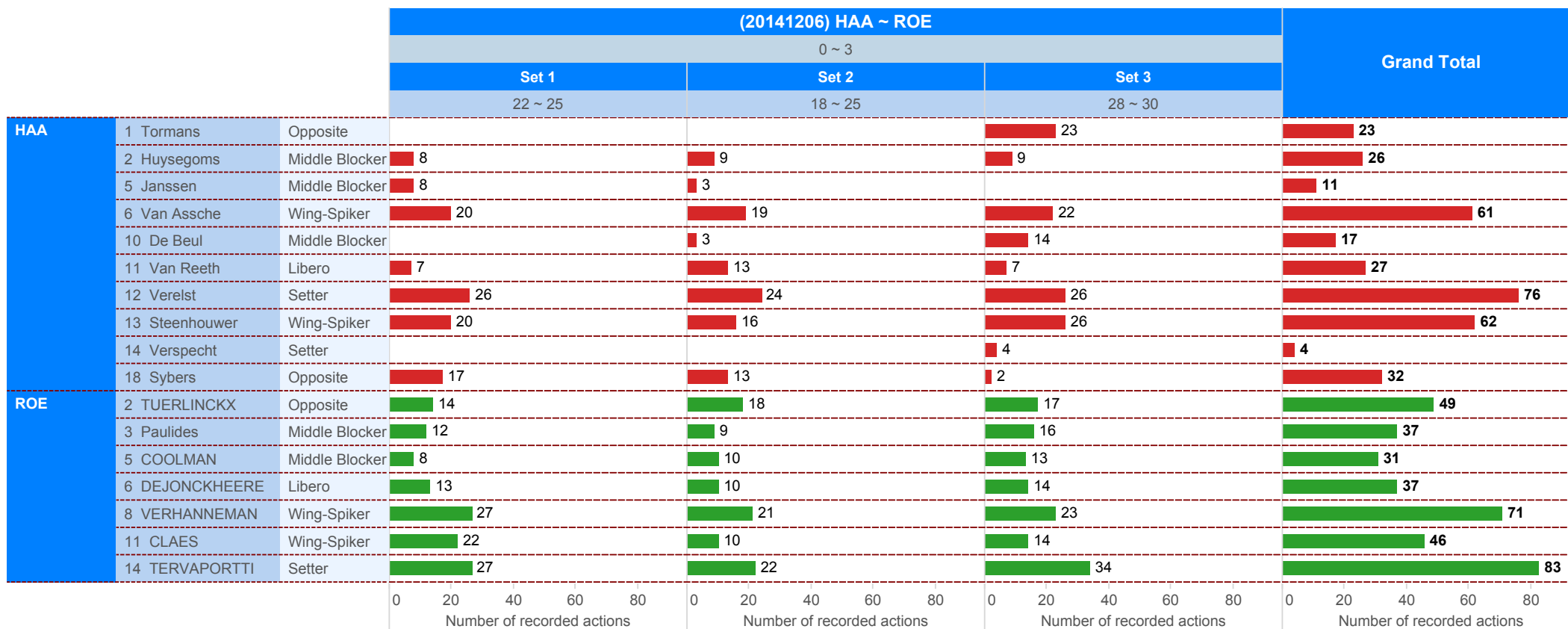
© **Trainerstuff.be**
By Wouter Laroy

VIZ

Scouting data provided by: Marnix Acar - www.BelgiumVolleyStats.be

Data processing and vizualization: Wouter Laroy - www.trainerstuff.be

Questions/Remarks/Suggestions: info@belgiumvolleystats.be - wouterstrainerstuff@gmail.com



■ SET LOST ■ SET WON



2014-2015

DATA

BelgiumVolleyStats.be
By Marnix Acar

© Trainerstuff.be
By Wouter Laroy

VIZ

(20141206) HAA ~ ROE (0 ~ 3)
Game analysis

TOI	ScoringActi..	TOIServe						OPPServe							
		TOISCORE			OPPSCORE			Total	TOISCORE			OPPSCORE			Total
		TOI	OPP	Total	TOI	OPP	Total		TOI	OPP	Total	TOI	OPP	Total	
HAA	A#	6		6		42	42	48	34		34		10	10	44
	S#	2		2				2					5	5	5
	A=		5	5	1		1	6		4	4	6		6	10
	A/		4	4	1		1	5				7		7	7
	S=				8		8	8		13	13				13
	Total		8	9	17	10	42	52	69	34	17	51	13	15	28
ROE	A#	10		10		34	34	44	42		42		6	6	48
	S#	5		5				5					2	2	2
	A=		6	6	4		4	10		1	1	5		5	6
	A/		7	7				7		1	1	4		4	5
	S=				13		13	13		8	8				8
	Total		15	13	28	17	34	51	79	42	10	52	9	8	17

Attack

		Count of SKILL	%SCORE%	=SCORE%	EFF
8 VERHANNEMAN	ROE	22	77%	9%	68%
2 Huysegoms	HAA	6	67%	17%	50%
10 De Beul	HAA	6	67%	17%	50%
14 TERVAPORTTI	ROE	5	60%	0%	60%
1 Tormans	HAA	17	59%	24%	35%
3 Paulides	ROE	12	58%	0%	58%
2 TUERLINCKX	ROE	24	50%	17%	33%
12 Verelst	HAA	2	50%	0%	50%
11 CLAES	ROE	21	48%	19%	29%
18 Sybers	HAA	22	45%	18%	27%
6 Van Assche	HAA	15	40%	20%	20%
13 Steenhouwer	HAA	13	38%	15%	23%
5 COOLMAN	ROE	8	38%	38%	0%
5 Janssen	HAA	1	0%	0%	0%

Block

		Count of SKILL	#
5 COOLMAN	ROE	10	4
3 Paulides	ROE	10	2
8 VERHANNEMAN	ROE	5	2
1 Tormans	HAA	1	1
2 Huysegoms	HAA	6	1
6 Van Assche	HAA	6	1
10 De Beul	HAA	4	1
2 TUERLINCKX	ROE	2	
5 Janssen	HAA	3	
11 CLAES	ROE	3	
12 Verelst	HAA	1	
13 Steenhouwer	HAA	1	
14 TERVAPORTTI	ROE	1	
18 Sybers	HAA	3	

Serve

		Count of SKILL	#%	=%
14 Verspecht	HAA	2	50%	
11 CLAES	ROE	17	18%	12%
2 Huysegoms	HAA	10	10%	30%
2 TUERLINCKX	ROE	13	8%	38%
14 TERVAPORTTI	ROE	13	8%	8%
1 Tormans	HAA	4		
3 Paulides	ROE	12		
5 COOLMAN	ROE	12		17%
5 Janssen	HAA	7		14%
6 Van Assche	HAA	9		11%
8 VERHANNEMAN	ROE	12		25%
10 De Beul	HAA	7		14%
12 Verelst	HAA	10		
13 Steenhouwer	HAA	13		
18 Sybers	HAA	7		29%

Reception

		Count of SKILL	#%	+%	=%
6 DEJONCKHEERE	ROE	27	33%	56%	4%
6 Van Assche	HAA	24	25%	46%	4%
11 CLAES	ROE	4	25%	50%	
11 Van Reeth	HAA	14	21%	29%	7%
8 VERHANNEMAN	ROE	29	10%	52%	3%
13 Steenhouwer	HAA	28	7%	46%	11%
3 Paulides	ROE	1		100%	

UPPER:
TOI = Team of Interest = Team analyzed OPP = Opponent
XXXServe = who served XXXSCORE = who got the point



2014-2015

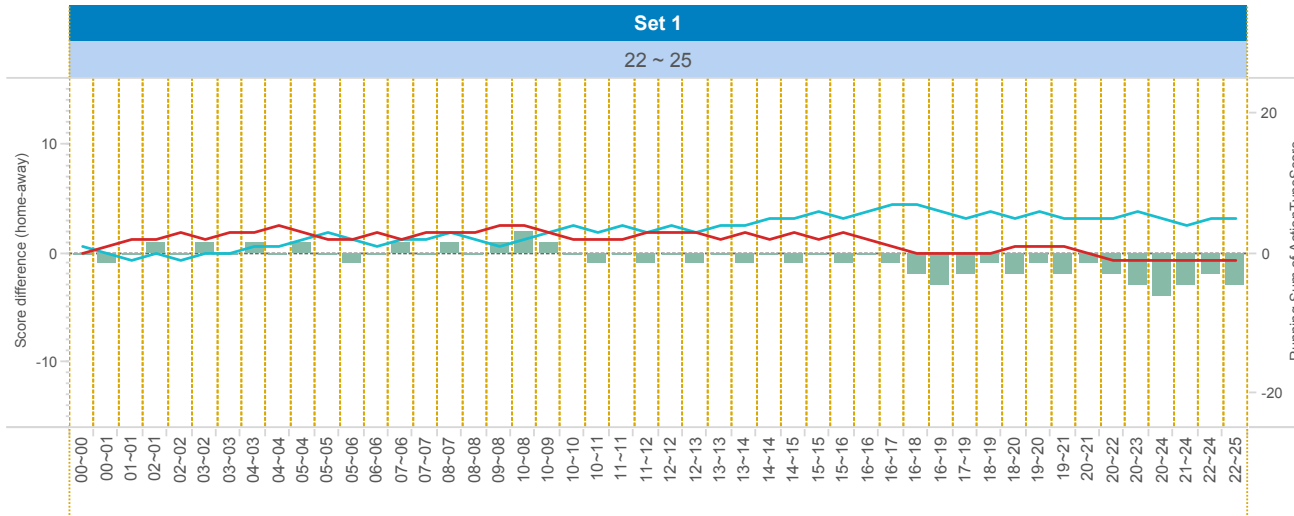
DATA

BelgiumVolleyStats.be
By Marnix Acar

© Trainerstuff.be
By Wouter laroy

VIZ

(20141206) HAA ~ ROE (0 ~ 3)
Set analysis - Set 1



TEAM_NAME

- HAA
- ROE

UPPER LEFT:

+1: A# - B# - S# -1: A=, A/, B=, B/, S=, R=, D=, F=, S=

LOWER LEFT:

TOI = Team of Interest = Team analyzed OPP = Opponent
XXXServe = who served XXXSCORE = who got the point

LOWER RIGHT:

Attack sorted on #SCORE

		Set 1													
		TOIServe						OPPServe							
		TOIScore			OPPScore			Total	TOIScore			OPPScore			Total
TOI	Scorin..	TOI	OPP	Total	TOI	OPP	Total		TOI	OPP	Total	TOI	OPP	Total	
HAA	A#	2		2		15	15	17	10		10		4	4	14
	S#												1	1	1
	A=		2	2			2	2		1	1		2	2	3
	A/		1	1		1	1	2				1		1	1
	S=					1	1	1		6	6				6
	Total		2	3	5	2	15	17	22	10	7	17	3	5	8
ROE	A#	4		4		10	10	14	15		15		2	2	17
	S#	1		1			1	1							1
	A=		2	2		1	1	3				2	2	2	
	A/		1	1			1	1		1	1		1	1	2
	S=					6	6	6		1	1				1
	Total		5	3	8	7	10	17	25	15	2	17	3	2	5

Attacking skills

		Count of SKILL	#SCORE	#SCORE%	NOSCORE	NOSCORE%	=SCORE	=SCORE%	EFF	
8	VERHANNEMAN	ROE	10	7	70%	1	10%	2	20%	50%
18	Sybers	HAA	11	5	45%	4	36%	2	18%	27%
3	Paulides	ROE	6	4	67%	2	33%	0	0%	67%
11	CLAES	ROE	8	4	50%	3	38%	1	13%	38%
2	TUERLINCKX	ROE	7	3	43%	4	57%	0	0%	43%
6	Van Assche	HAA	7	3	43%	3	43%	1	14%	29%
13	Steenhouwer	HAA	5	2	40%	2	40%	1	20%	20%
2	Huysegoms	HAA	2	1	50%	1	50%	0	0%	50%
5	COOLMAN	ROE	2	1	50%	0	0%	1	50%	0%
12	Verelst	HAA	1	1	100%	0	0%	0	0%	100%
14	TERVAPORTTI	ROE	1	0	0%	1	100%	0	0%	0%



2014-2015

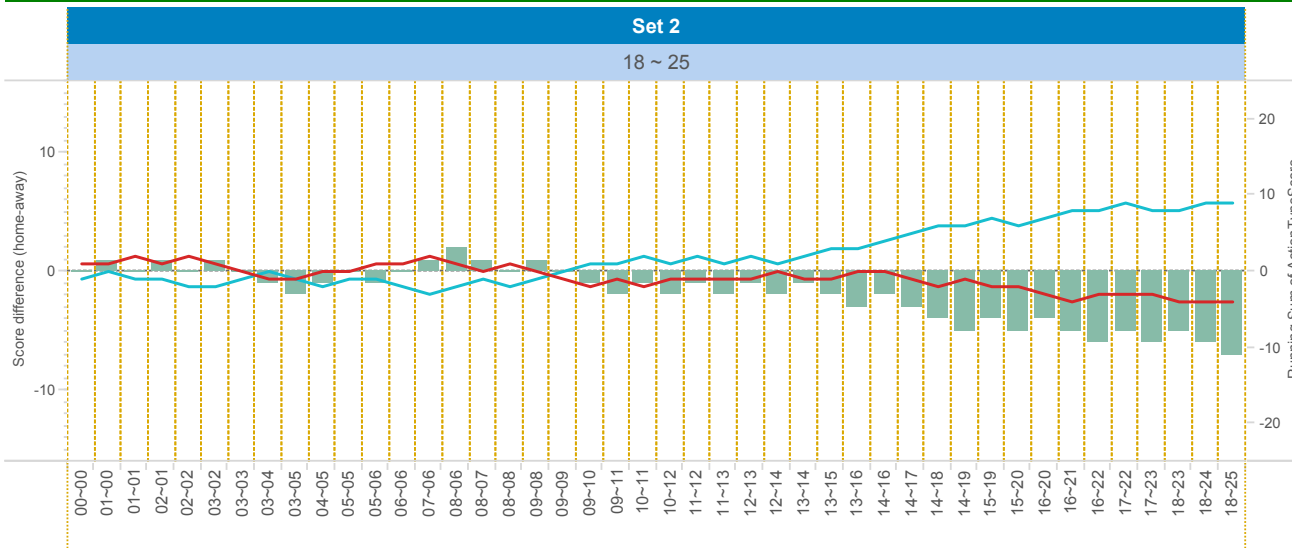
DATA

BelgiumVolleyStats.be
By Marnix Acar

© Trainerstuff.be
By Wouter Iaroy

VIA

(20141206) HAA ~ ROE (0 ~ 3)
Set analysis - Set 2



TEAM_NAME

HAA

ROE

UPPER LEFT:

+1: A# - B# - S# -1: A=, A/, B=, B/, S=, R=, D=, F=, S=

LOWER LEFT:

TOI = Team of Interest = Team analyzed OPP = Opponent
XXXServe = who served XXXSCORE = who got the point

LOWER RIGHT:

Attack sorted on #SCORE

Attacking skills

TOI	Scorin..	Set 2													
		TOIServe						OPPServe							
		TOISCORE			OPPSCORE			Total	TOISCORE			OPPSCORE			Total
TOI	OPP	Total	TOI	OPP	Total	TOI	OPP		Total	TOI	OPP	Total			
HAA	A#	2		2		12	12	14	10		10		4	4	14
	S#	1		1				1					2	2	2
	A=		1	1				1		2	2				2
	A/											4		4	4
	S=					3	3	3		2	2				2
	Total		3	1	4	3	12	15	19	10	4	14	4	6	10
ROE	A#	4		4		10	10	14	12		12		2	2	14
	S#	2		2				2					1	1	1
	A=					2	2	2				1		1	1
	A/		4	4				4							4
	S=					2	2	2		3	3				3
	Total		6	4	10	4	10	14	24	12	3	15	1	3	4

		Count of SKILL	#SCORE	#SCORE%	NOSCORE	NOSCORE%	=SCORE	=SCORE%	EFF
2 TUERLINCKX	ROE	8	4	50%	2	25%	2	25%	25%
8 VERHANNEMAN	ROE	5	4	80%	1	20%	0	0%	80%
18 Sybers	HAA	9	4	44%	3	33%	2	22%	22%
6 Van Assche	HAA	6	3	50%	2	33%	1	17%	33%
11 CLAES	ROE	5	3	60%	1	20%	1	20%	40%
2 Huysegoms	HAA	2	2	100%	0	0%	0	0%	100%
5 COOLMAN	ROE	2	2	100%	0	0%	0	0%	100%
10 De Beul	HAA	2	2	100%	0	0%	0	0%	100%
14 TERVAPORTTI	ROE	2	2	100%	0	0%	0	0%	100%
3 Paulides	ROE	1	1	100%	0	0%	0	0%	100%
13 Steenhouwer	HAA	2	1	50%	0	0%	1	50%	0%
5 Janssen	HAA	1	0	0%	1	100%	0	0%	0%
12 Verelst	HAA	1	0	0%	1	100%	0	0%	0%



2014-2015

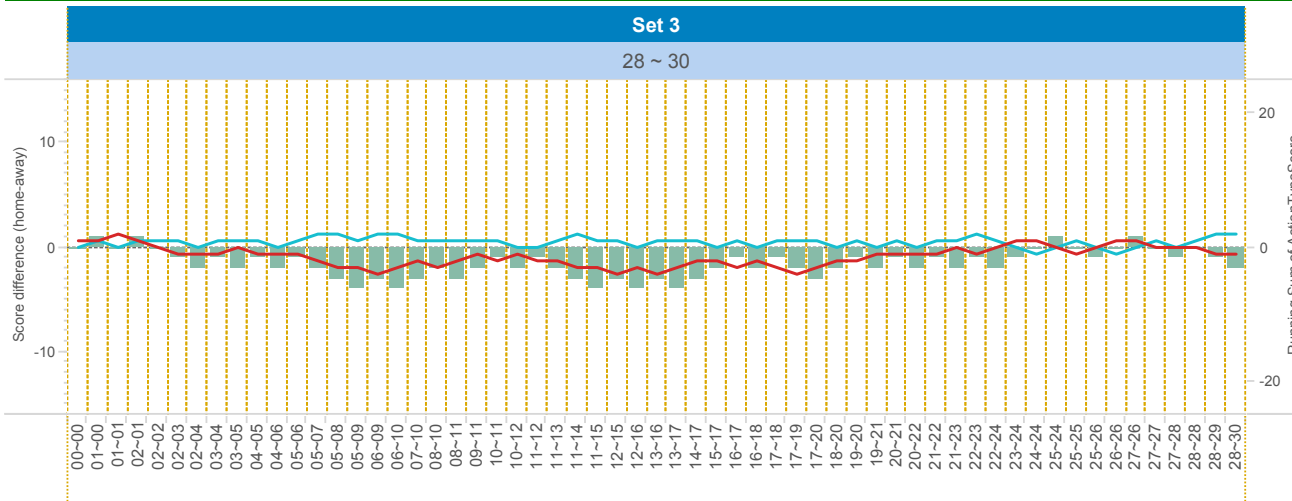
DATA

BelgiumVolleyStats.be
By Marnix Acar

© Trainerstuff.be
By Wouter Laroy

VIZ

(20141206) HAA ~ ROE (0 ~ 3)
Set analysis - Set 3



TEAM_NAME

- HAA
- ROE

UPPER LEFT:

+1: A# - B# - S# -1: A=, A/, B=, B/, S=, R=, D=, F=, S=

LOWER LEFT:

TOI = Team of Interest = Team analyzed OPP = Opponent
XXXServe = who served XXXSCORE = who got the point

LOWER RIGHT:

Attack sorted on #SCORE

		Set 3															
		TOIServe							OPPServe								
		TOIScore			OPPScore				Total	TOIScore			OPPScore				Total
TOI	Scorin..	TOI	OPP	Total	TOI	OPP	Total	TOI		OPP	Total	TOI	OPP	Total	Total		
HAA	A#	2		2		15	15	17	14		14		2	2	16		
	S#	1		1				1					2	2	2		
	A=		2	2	1		1	3		1	1	4		4	5		
	A/		3	3				3				2		2	2		
	S=				4		4	4		5	5				5		
	Total		3	5	8	5	15	20	28	14	6	20	6	4	10	30	
ROE	A#	2		2		14	14	16	15		15		2	2	17		
	S#	2		2				2					1	1	1		
	A=		4	4	1		1	5		1	1	2		2	3		
	A/		2	2				2				3		3	3		
	S=				5		5	5		4	4				4		
	Total		4	6	10	6	14	20	30	15	5	20	5	3	8	28	

Attacking skills

		Count of SKILL	#SCORE	#SCORE%	NOSCORE	NOSCORE%	=SCORE	=SCORE%	EFF	
1	Tormans	HAA	17	10	59%	3	18%	4	24%	35%
8	VERHANNEMAN	ROE	7	6	86%	1	14%	0	0%	86%
2	TUERLINCKX	ROE	9	5	56%	2	22%	2	22%	33%
11	CLAES	ROE	8	3	38%	3	38%	2	25%	13%
3	Paulides	ROE	5	2	40%	3	60%	0	0%	40%
10	De Beul	HAA	4	2	50%	1	25%	1	25%	25%
13	Steenhouwer	HAA	6	2	33%	4	67%	0	0%	33%
2	Huysegoms	HAA	2	1	50%	0	0%	1	50%	0%
14	TERVAPORTTI	ROE	2	1	50%	1	50%	0	0%	50%
18	Sybers	HAA	2	1	50%	1	50%	0	0%	50%
5	COOLMAN	ROE	4	0	0%	2	50%	2	50%	-50%
6	Van Assche	HAA	2	0	0%	1	50%	1	50%	-50%



2014-2015

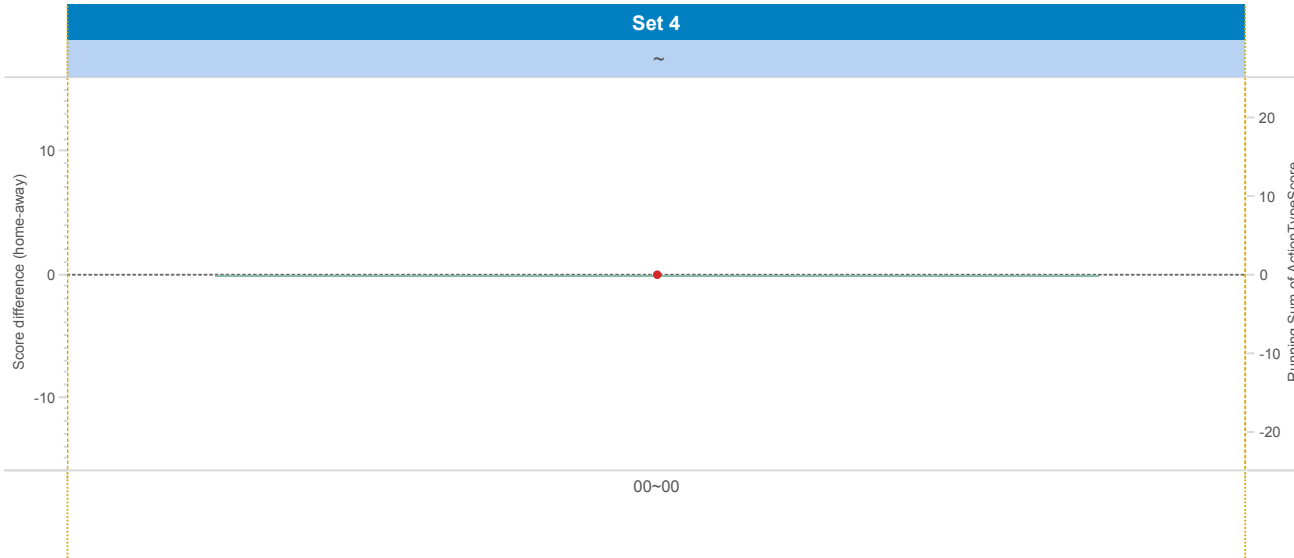
DATA

BelgiumVolleyStats.be
By Marnix Acar

© Trainerstuff.be
By Wouter Laroy

VIZ

(20141206) HAA ~ ROE (0 ~ 3)
Set analysis - Set 4



TEAM_NAME

■ HAA

UPPER LEFT:

+1: A# - B# - S# -1: A=, A/, B=, B/, S=, R=, D=, F=, S=

LOWER LEFT:

TOI = Team of Interest = Team analyzed OPP = Opponent
XXXServe = who served XXXSCORE = who got the point

LOWER RIGHT:

Attack sorted on #SCORE

Attacking skills



2014-2015

DATA

BelgiumVolleyStats.be
By Marnix Acar

© Trainerstuff.be
By Wouter Laroy

VIZ

(20141206) HAA ~ ROE (All)
Set analysis - Set 5

TEAM_NAME

UPPER LEFT:

+1: A# - B# - S# -1: A=, A/, B=, B/, S=, R=, D=, F=, S=

LOWER LEFT:

TOI = Team of Interest = Team analyzed OPP = Opponent
XXXServe = who served XXXSCORE = who got the point

LOWER RIGHT:

Attack sorted on #SCORE

Attacking skills

		Count of SKILL	#SCORE	#SCORE%	NOSCORE	NOSCORE%	=SCORE	=SCORE%	EFF	
8	VERHANNEMAN	ROE	22	17	77%	3	14%	2	9%	68%
2	TUERLINCKX	ROE	24	12	50%	8	33%	4	17%	33%
1	Tormans	HAA	17	10	59%	3	18%	4	24%	35%
11	CLAES	ROE	21	10	48%	7	33%	4	19%	29%
18	Sybers	HAA	22	10	45%	8	36%	4	18%	27%
3	Paulides	ROE	12	7	58%	5	42%	0	0%	58%
6	Van Assche	HAA	15	6	40%	6	40%	3	20%	20%
13	Steenhouwer	HAA	13	5	38%	6	46%	2	15%	23%
2	Huysegoms	HAA	6	4	67%	1	17%	1	17%	50%
10	De Beul	HAA	6	4	67%	1	17%	1	17%	50%
5	COOLMAN	ROE	8	3	38%	2	25%	3	38%	0%
14	TERVAPORTTI	ROE	5	3	60%	2	40%	0	0%	60%
12	Verelst	HAA	2	1	50%	1	50%	0	0%	50%
5	Janssen	HAA	1	0	0%	1	100%	0	0%	0%



2014-2015

DATA

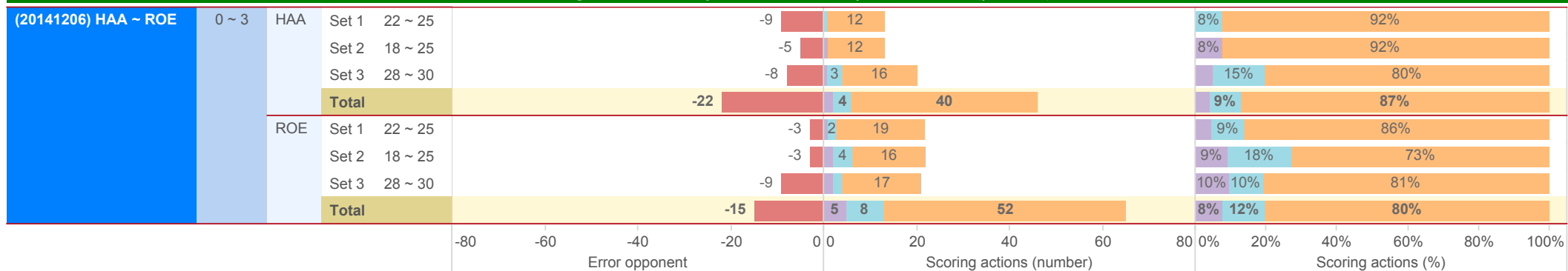
BelgiumVolleyStats.be
By Marnix Acar

© **Trainerstuff.be**
By Wouter Laroy

VIZ

(20141206) HAA ~ ROE (0 ~ 3)

Scoring Actions Analyzed: how were points made (per set)



S - Serve B - Block A - Attack



2014-2015

DATA

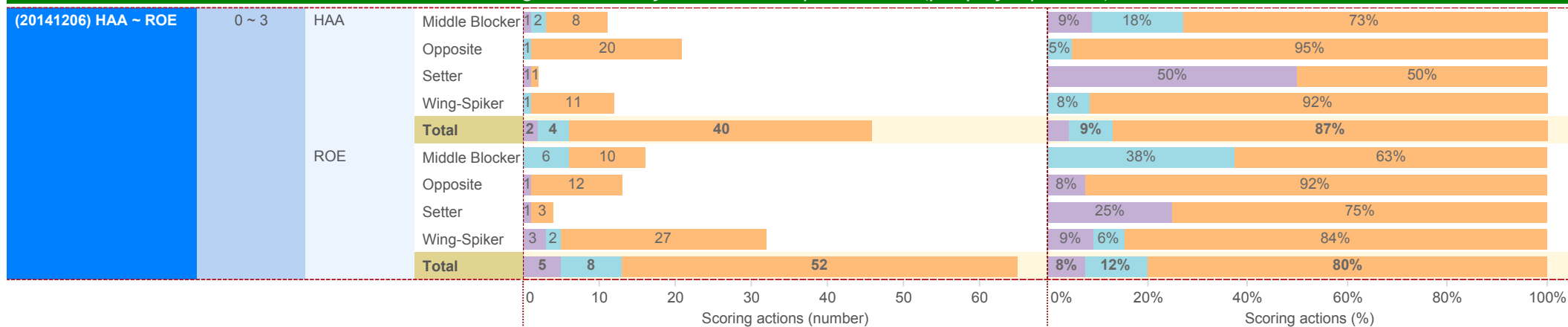
BelgiumVolleyStats.be
By Marnix Acar

© Trainerstuff.be
By Wouter Laroy

VIZ

(20141206) HAA ~ ROE (0 ~ 3)

Scoring Actions Analyzed: how were points made (per player position)



S - Serve B - Block A - Attack



2014-2015

DATA

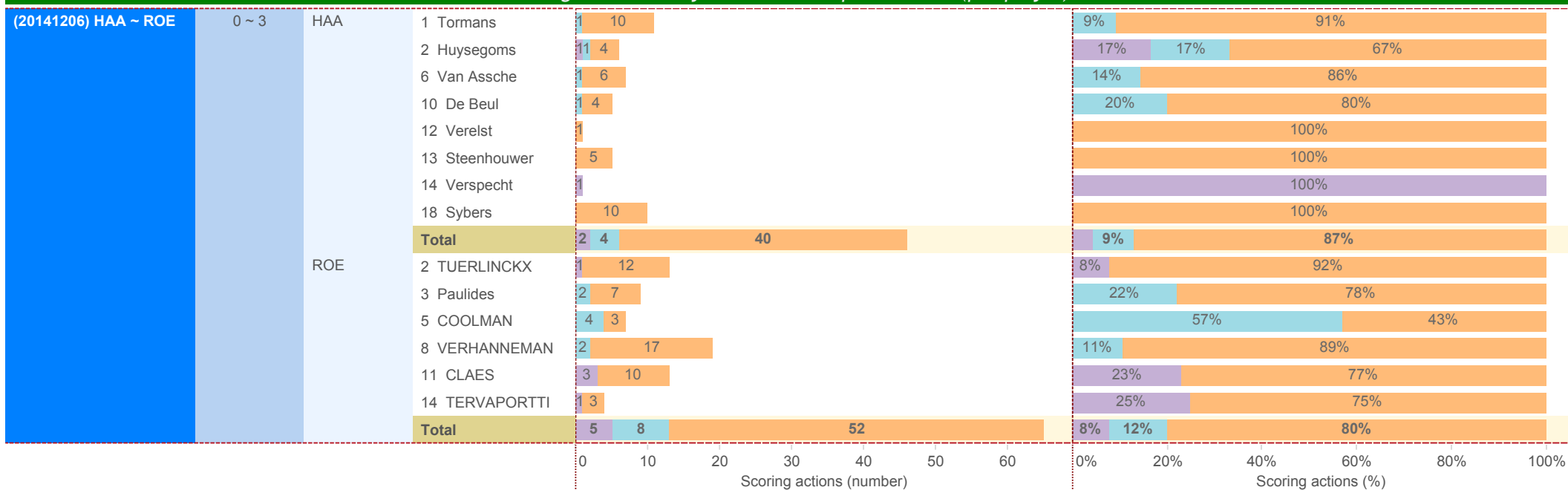
BelgiumVolleyStats.be
By Marnix Acar

© Trainerstuff.be
By Wouter Laroy

VIZ

(20141206) HAA ~ ROE (0 ~ 3)

Scoring Actions Analyzed: how were points made (per player)



S - Serve B - Block A - Attack



2014-2015

DATA

BelgiumVolleyStats.be
By Marnix Acar

© Trainerstuff.be
By Wouter Laroy

VIZ

(20141206) HAA ~ ROE (0 ~ 3)

Skills in detail (per player position): Serve/Reception

Skill	Team	Position	Game Lost (HAA)					Game Won (ROE)					Count of SKILL	EFF															
			#	+	!	-	/	=	#	+	!	-			/	=													
S - Serve	HAA	Middle Blocker	1 (4%)	5 (21%)	10 (0)	3 (13%)		5 (21%)	24						-17%														
		Opposite		3 (27%)	4 (0)	2 (18%)		2 (18%)	11						-18%														
		Setter	1 (8%)	2 (17%)	6 (0)	3 (25%)			12						8%														
		Wing-Spiker		3 (14%)	11 (0)	7 (32%)		1 (5%)	22						-5%														
		Total	2 (3%)	13 (19%)	31 (0)	15 (22%)		8 (12%)	69						-9%														
	ROE	Middle Blocker		6 (25%)	10 (4%)	5 (21%)	1 (4%)	2 (8%)	24						-8%														
		Opposite	1 (8%)	3 (23%)	4 (0)			5 (38%)	13						-31%														
		Setter	1 (8%)	3 (23%)	5 (0)	3 (23%)		1 (8%)	13						0%														
		Wing-Spiker	3 (10%)	7 (24%)	9 (3%)	4 (14%)	1 (3%)	5 (17%)	29						-7%														
		Total	5 (6%)	19 (24%)	28 (3%)	12 (15%)	2 (3%)	13 (16%)	79						-10%														
R - Reception	HAA	Libero	3 (21%)	4 (29%)		5 (36%)	1 (7%)	1 (7%)	14					-7%															
		Wing-Spiker	8 (15%)	24 (46%)		15 (29%)	1 (2%)	4 (8%)	52					-8%															
		Total	11 (17%)	28 (42%)		20 (30%)	2 (3%)	5 (8%)	66					-8%															
	ROE	Libero	9 (33%)	15 (56%)		2 (7%)		1 (4%)	27						-4%														
		Middle Blocker		1 (100%)					1						0%														
		Wing-Spiker	4 (12%)	17 (52%)		11 (33%)		1 (3%)	33						-3%														
		Total	13 (21%)	33 (54%)		13 (21%)		2 (3%)	61						-3%														
			0	10	20	0	20	40	60	0	20	40	0	10	20	30	0	1	2	3	4	0	10	20	0	50	100	-40%	20%
			#	+	!	-	/	=	Count of SKILL					EFF															



2014-2015

DATA

BelgiumVolleyStats.be
By Marnix Acar

© Trainerstuff.be
By Wouter Laroy

VIZ

(20141206) HAA ~ ROE (0 ~ 3)

Skills in detail (per player): Attack

A - Attack		HAA	1 Tormans	2 Huysegoms	5 Janssen	6 Van Assche	10 De Beul	12 Verelst	13 Steenhouver	18 Sybers	Total	ROE	2 TUERLINCKX	3 Paulides	5 COOLMAN	8 VERHANNEMAN	11 CLAES	14 TERVAPORTTI	Total	#	+	!	-	/	=	Count of SKILL	EFF	
			10 (59%)	4 (67%)		6 (40%)	4 (67%)	1 (50%)	5 (38%)	10 (45%)	40 (49%)		12 (50%)	7 (58%)	3 (38%)	17 (77%)	10 (48%)	3 (60%)	52 (57%)									
			1 (6%)			3 (20%)		1 (50%)	2 (15%)	1 (5%)	8 (10%)		3 (13%)	3 (25%)	1 (13%)	1 (5%)	2 (10%)		10 (11%)									
			1 (12%)			1 (7%)				2 (18%)	6 (10%)		3 (8%)	1 (1)		1 (1)	1 (5%)	1 (1)	7 (4%)									
			1 (6%)			2 (13%)	1 (17%)		4 (31%)	5 (23%)	13 (16%)		2 (8%)	1 (8%)	1 (13%)	1 (5%)	4 (19%)	1 (20%)	10 (11%)									
			2 (12%)			1 (7%)			1 (8%)	4 (18%)	8 (10%)		2 (8%)		1 (13%)		1 (5%)		4 (4%)									
			2 (12%)			2 (13%)	1 (17%)		1 (8%)		7 (9%)		2 (8%)	2 (25%)	2 (9%)	3 (14%)		9 (10%)										
			17	6	1	15	6	2	13	22	82		24	12	8	22	21	5	92									
			35%	50%	0%	20%	50%	50%	23%	27%	30%		33%	58%	0%	68%	29%	60%	42%									



2014-2015

DATA

BelgiumVolleyStats.be
By Marnix Acar

© Trainerstuff.be
By Wouter Laroy

VIZ

(20141206) HAA ~ ROE (0 ~ 3)
Skills in detail (per player): Block

B - Block	HAA	Player	Skill					Count of SKILL	EFF
			#	+	!	-	/		
		1 Tormans	1 (100%)					1	100%
		2 Huysegoms	1 (17%)	2 (33%)	2 ()		1 (17%)	6	0%
		5 Janssen			1 ()		2 (67%)	3	-67%
		6 Van Assche	1 (17%)		3 ()	1 (17%)	1 (17%)	6	0%
		10 De Beul	1 (25%)				3 (75%)	4	-50%
		12 Verelst					1 (100%)	1	-100%
		13 Steenhouwer			1 ()			1	0%
		18 Sybers					3 (100%)	3	-100%
		Total	4 (16%)	2 (8%)	7 ()	1 (4%)	11 (44%)	25	-28%
	ROE	2 TUERLINCKX					2 (100%)	2	-100%
		3 Paulides	2 (20%)	3 (30%)	1 ()		4 (40%)	10	-20%
		5 COOLMAN	4 (40%)	1 (10%)	3 ()		2 (20%)	10	20%
		8 VERHANNEMAN	2 (40%)				3 (60%)	5	-20%
		11 CLAES			1 ()		2 (67%)	3	-67%
		14 TERVAPORTTI			1 ()			1	0%
		Total	8 (26%)	4 (13%)	6 ()		13 (42%)	31	-16%
			#	+	!	-	/	=	
								Count of SKILL	EFF



2014-2015

DATA

BelgiumVolleyStats.be
By Marnix Acar

© Trainerstuff.be
By Wouter Laroy

VIZ

(20141206) HAA ~ ROE (0 ~ 3)
Skills in detail (per player): Serve

S - Serve	HAA	Player	Game Outcome					Count of SKILL	EFF	
			#	+	!	-	/			
		1 Tormans		1 (25%)	2 ()	1 (25%)		4	0%	
		2 Huysegoms	1 (10%)	1 (10%)	4 ()	1 (10%)	3 (30%)	10	-20%	
		5 Janssen		2 (29%)	4 ()		1 (14%)	7	-14%	
		6 Van Assche		1 (11%)	6 ()	1 (11%)	1 (11%)	9	-11%	
		10 De Beul		2 (29%)	2 ()	2 (29%)	1 (14%)	7	-14%	
		12 Verelst		2 (20%)	5 ()	3 (30%)		10	0%	
		13 Steenhouver		2 (15%)	5 ()	6 (46%)		13	0%	
		14 Verspecht	1 (50%)		1 ()			2	50%	
		18 Sybers		2 (29%)	2 ()	1 (14%)	2 (29%)	7	-29%	
		Total	2 (3%)	13 (19%)	31 ()	15 (22%)	8 (12%)	69	-9%	
	ROE	2 TUERLINCKX	1 (8%)	3 (23%)	4 ()		5 (38%)	13	-31%	
		3 Paulides		2 (17%)	5 (8%)	4 (33%)	1 (8%)	12	0%	
		5 COOLMAN		4 (33%)	5 ()	1 (8%)	2 (17%)	12	-17%	
		8 VERHANNEMAN		2 (17%)	3 (8%)	3 (25%)	1 (8%)	12	-25%	
		11 CLAES	3 (18%)	5 (29%)	6 ()	1 (6%)	2 (12%)	17	6%	
		14 TERVAPORTTI	1 (8%)	3 (23%)	5 ()	3 (23%)	1 (8%)	13	0%	
		Total	5 (6%)	19 (24%)	28 (3%)	12 (15%)	2 (3%)	13 (16%)	79	-10%
			#	+	!	-	/	=	Count of SKILL	EFF



2014-2015

DATA

BelgiumVolleyStats.be
By Marnix Acar

© Trainerstuff.be
By Wouter Laroy

VIZ

(20141206) HAA ~ ROE (0 ~ 3)
Skills in detail (per player): Reception

R - Reception	HAA	Player	Game Outcome						Count of SKILL	EFF
			#	+	!	-	/	=		
R - Reception	HAA	6 Van Assche	6 (25%)	11 (46%)		5 (21%)	1 (4%)	1 (4%)	24	-4%
		11 Van Reeth	3 (21%)	4 (29%)		5 (36%)	1 (7%)	1 (7%)	14	-7%
		13 Steenhouwer	2 (7%)	13 (46%)		10 (36%)		3 (11%)	28	-11%
	Total		11 (17%)	28 (42%)		20 (30%)	2 (3%)	5 (8%)	66	-8%
	ROE	3 Paulides		1 (100%)					1	0%
		6 DEJONCKHEERE	9 (33%)	15 (56%)		2 (7%)		1 (4%)	27	-4%
		8 VERHANNEMAN	3 (10%)	15 (52%)		10 (34%)		1 (3%)	29	-3%
		11 CLAES	1 (25%)	2 (50%)		1 (25%)			4	0%
	Total		13 (21%)	33 (54%)		13 (21%)		2 (3%)	61	-3%
				#	+	!	-	/	=	Count of SKILL