



2014-2015

DATA

BelgiumVolleyStats.be
By Marnix Acar

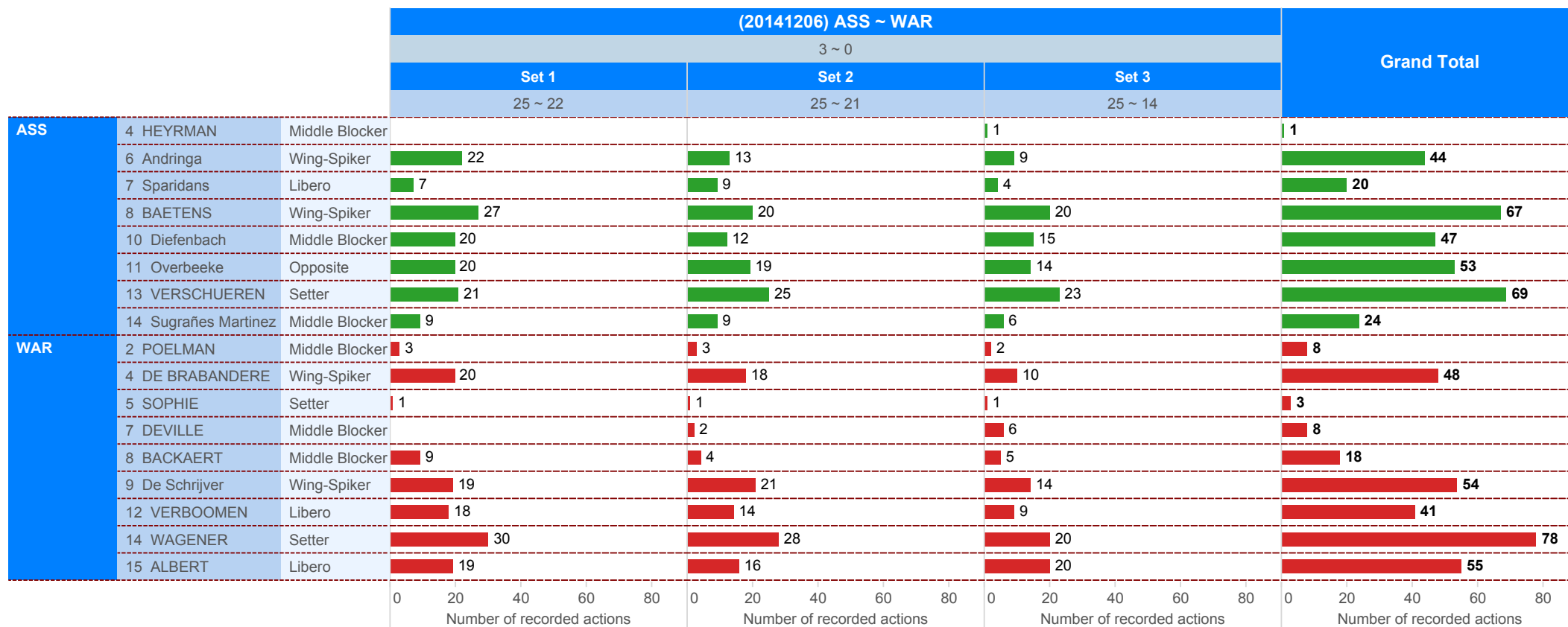
© **Trainerstuff.be**
By Wouter Laroy

VIZ

Scouting data provided by: Marnix Acar - www.BelgiumVolleyStats.be

Data processing and vizualization: Wouter Laroy - www.trainerstuff.be

Questions/Remarks/Suggestions: info@belgiumvolleystats.be - wouterstrainerstuff@gmail.com



■ SET LOST ■ SET WON



2014-2015

DATA

BelgiumVolleyStats.be
By Marnix Acar

© Trainerstuff.be
By Wouter Laroy

VIZ

(20141206) ASS - WAR (3 - 0)
Game analysis

TOI	ScoringActi..	TOIServe						OPPServe							
		TOISCORE			OPPSCORE			Total	TOISCORE			OPPSCORE			Total
		TOI	OPP	Total	TOI	OPP	Total		TOI	OPP	Total	TOI	OPP	Total	
ASS	A#	14		14		28	28	42	25		25		4	4	29
	S#	2		2				2					3	3	3
	A=		2	2	1	1	3		1	1	6		6	7	
	A/		9	9	1	1	10		5	5	3		3	8	
	S=				11	11	11		12	12				12	
	E=		5	5			5								
	Total		16	16	32	13	28	41	73	25	18	43	9	7	16
WAR	A#	4		4		25	25	29	28		28		14	14	42
	S#	3		3				3					2	2	2
	A=		6	6	1	1	7		1	1	2		2	3	
	A/		3	3	5	5	8		1	1	9		9	10	
	S=				12	12	12		11	11				11	
	E=										5		5	5	
	Total		7	9	16	18	25	43	59	28	13	41	16	16	32

Attack

		Count of SKILL	%SCORE	=SCORE%	EFF
8 BACKAERT	WAR	5	60%	20%	40%
14 Sugrañes Martin...	ASS	5	60%	0%	60%
14 WAGENER	WAR	5	60%	0%	60%
11 Overbeeke	ASS	31	55%	19%	35%
7 DEVILLE	WAR	2	50%	50%	0%
10 Diefenbach	ASS	12	50%	8%	42%
13 VERSCHUEREN	ASS	2	50%	0%	50%
12 VERBOOMEN	WAR	14	43%	21%	21%
6 Andringa	ASS	18	39%	11%	28%
8 BAETENS	ASS	13	38%	15%	23%
9 De Schrijver	WAR	39	38%	18%	21%
4 DE BRABANDERE	WAR	15	27%	27%	0%
2 POELMAN	WAR	3	0%	67%	-67%

Block

		Count of SKILL	#
10 Diefenbach	ASS	17	8
12 VERBOOMEN	WAR	8	3
6 Andringa	ASS	9	2
14 Sugrañes Martinez	ASS	8	2
8 BAETENS	ASS	4	1
9 De Schrijver	WAR	5	1
13 VERSCHUEREN	ASS	4	1
2 POELMAN	WAR	1	
4 DE BRABANDERE	WAR	1	
7 DEVILLE	WAR	3	
8 BACKAERT	WAR	4	
11 Overbeeke	ASS	7	
14 WAGENER	WAR	4	

Serve

		Count of SKILL	#%	=%
8 BACKAERT	WAR	7	14%	57%
9 De Schrijver	WAR	7	14%	14%
11 Overbeeke	ASS	10	10%	20%
14 Sugrañes Martinez	ASS	11	9%	27%
4 DE BRABANDERE	WAR	16	6%	
2 POELMAN	WAR	3		67%
4 HEYRMAN	ASS	1		100%
5 SOPHIE	WAR	3		33%
6 Andringa	ASS	9		11%
7 DEVILLE	WAR	3		33%
8 BAETENS	ASS	10		
10 Diefenbach	ASS	14		14%
12 VERBOOMEN	WAR	9		11%
13 VERSCHUEREN	ASS	18		11%
14 WAGENER	WAR	11		18%

Reception

		Count of SKILL	#%	+%	=%
2 POELMAN	WAR	1	100%		
6 Andringa	ASS	7	57%	29%	
8 BAETENS	ASS	30	30%	47%	10%
15 ALBERT	WAR	42	26%	17%	
4 DE BRABANDERE	WAR	12	25%	25%	17%
7 Sparidans	ASS	8	25%	50%	
10 Diefenbach	ASS	2		100%	
12 VERBOOMEN	WAR	7		57%	

UPPER:

TOI = Team of Interest = Team analyzed OPP = Opponent
 XXXServe = who served XXXSCORE = who got the point



2014-2015

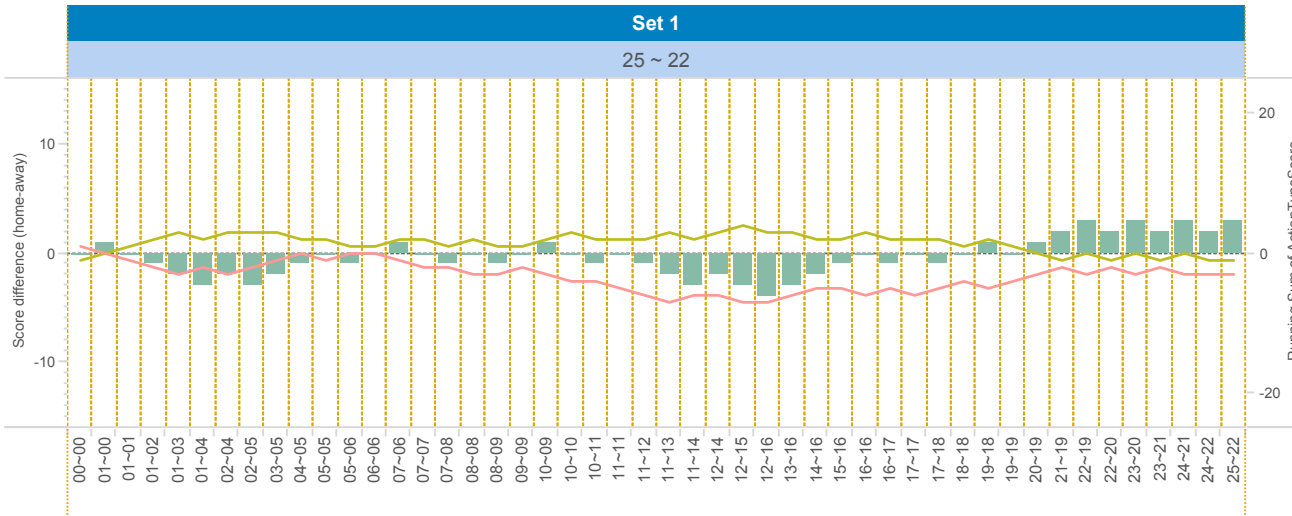
DATA

BelgiumVolleyStats.be
By Marnix Acar

© Trainerstuff.be
By Wouter Iaroy

VIZ

(20141206) ASS ~ WAR (3 ~ 0)
Set analysis - Set 1



TEAM_NAME

- ASS
- WAR

UPPER LEFT:

+1: A# - B# - S# -1: A=, A/, B=, B/, S=, R=, D=, F=, S=

LOWER LEFT:

TOI = Team of Interest = Team analyzed OPP = Opponent
XXXServe = who served XXXSCORE = who got the point

LOWER RIGHT:

Attack sorted on #SCORE

		Set 1														
		TOIServe						OPPServe								
		TOIScore			OPPScore			Total	TOIScore			OPPScore			Total	
TOI	Scorin..	TOI	OPP	Total	TOI	OPP	Total	Total	TOI	OPP	Total	TOI	OPP	Total	Total	
ASS	A#	6		6		11	11	17	9		9		2	2	11	
	S#												2	2	2	
	A=									1	1		2	2	3	
	A/		2	2				2		1	1		2	2	3	
	S=					3	3	3		4	4				4	
	E=		2	2				2								2
	Total		6	4	10	3	11	14	24	9	6	15	4	4	8	23
WAR	A#	2		2		9	9	11	11		11		6	6	17	
	S#	2		2				2							2	
	A=		2	2		1	1	3							3	
	A/		2	2		1	1	3				2	2	2	2	
	S=					4	4	4		3	3				3	
	E=												2	2	2	
	Total		4	4	8	6	9	15	23	11	3	14	4	6	10	24

Attacking skills

		Count of SKILL	#SCORE	#SCORE%	NOSCORE	NOSCORE%	=SCORE	=SCORE%	EFF
9 De Schrijver	WAR	14	7	50%	4	29%	3	21%	29%
11 Overbeeke	ASS	12	7	58%	4	33%	1	8%	50%
6 Andringa	ASS	11	5	45%	5	45%	1	9%	36%
4 DE BRABANDERE	WAR	7	2	29%	5	71%	0	0%	29%
12 VERBOOMEN	WAR	5	2	40%	2	40%	1	20%	20%
8 BACKAERT	WAR	2	1	50%	1	50%	0	0%	50%
8 BAETENS	ASS	5	1	20%	3	60%	1	20%	0%
10 Diefenbach	ASS	5	1	20%	3	60%	1	20%	0%
14 Sugrañes Martinez	ASS	1	1	100%	0	0%	0	0%	100%
14 WAGENER	WAR	2	1	50%	1	50%	0	0%	50%
2 POELMAN	WAR	1	0	0%	1	100%	0	0%	0%



2014-2015

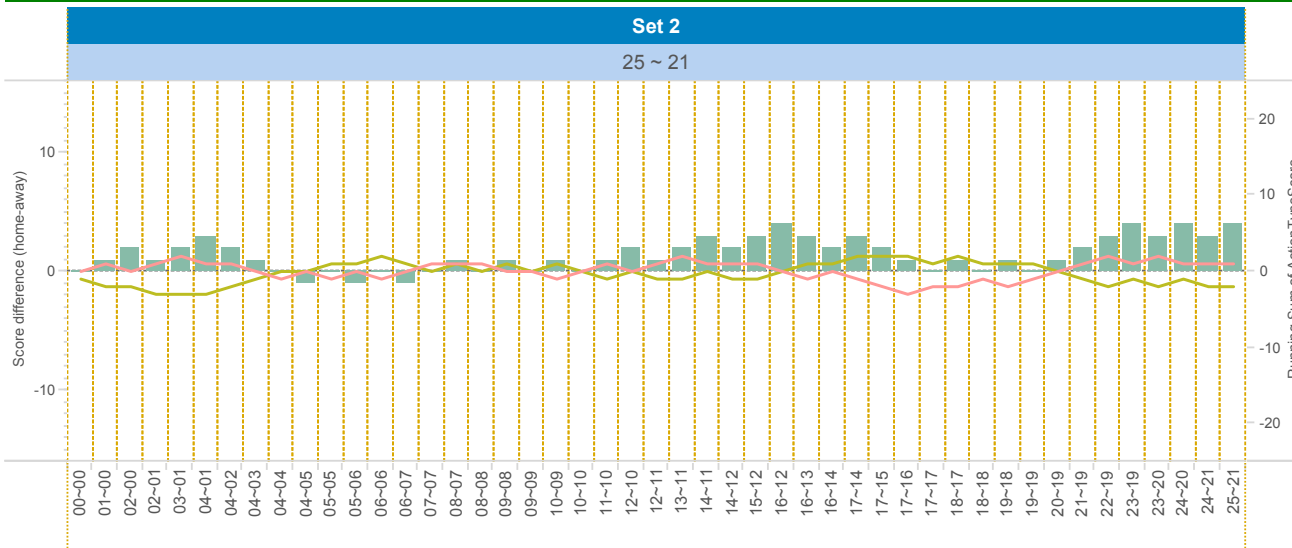
DATA

BelgiumVolleyStats.be
By Marnix Acar

© Trainerstuff.be
By Wouter Laroy

VIZ

(20141206) ASS ~ WAR (3 ~ 0)
Set analysis - Set 2



TEAM_NAME

ASS

WAR

UPPER LEFT:

+1: A# - B# - S# -1: A=, A/, B=, B/, S=, R=, D=, F=, S=

LOWER LEFT:

TOI = Team of Interest = Team analyzed OPP = Opponent
XXXServe = who served XXXSCORE = who got the point

LOWER RIGHT:

Attack sorted on #SCORE

Attacking skills

		Set 2													
		TOIServe						OPPServe							
		TOIScore			OPPScore			Total	TOIScore			OPPScore			Total
TOI	Scorin..	TOI	OPP	Total	TOI	OPP	Total	TOI	OPP	Total	TOI	OPP	Total	Total	
ASS	A#	3		3		11	11	14	10		10		2	2	12
	S#	1		1				1				1	1	1	
	A=		1	1			1					2	2	2	
	A/		4	4	1		1	5		1	1		1	2	
	S=				3		3	3		4	4			4	
	E=		1	1			1	1							1
	Total		4	6	10	4	11	15	25	10	5	15	3	3	6
WAR	A#	2		2		10	10	12	11		11		3	3	14
	S#	1		1				1				1	1	1	
	A=		2	2			2					1	1	1	
	A/		1	1	1		1	2		1	1		4	4	5
	S=				4		4	4		3	3			3	
	E=											1		1	
	Total		3	3	6	5	10	15	21	11	4	15	6	4	10

		Count of SKILL	#SCORE	#SCORE%	NOSCORE	NOSCORE%	=SCORE	=SCORE%	EFF	
11	Overbeeke	ASS	11	7	64%	2	18%	2	18%	45%
9	De Schrijver	WAR	14	6	43%	6	43%	2	14%	29%
10	Diefenbach	ASS	4	3	75%	1	25%	0	0%	75%
4	DE BRABANDERE	WAR	6	2	33%	2	33%	2	33%	0%
12	VERBOOMEN	WAR	4	2	50%	1	25%	1	25%	25%
14	WAGENER	WAR	2	2	100%	0	0%	0	0%	100%
6	Andringa	ASS	4	1	25%	2	50%	1	25%	0%
8	BACKAERT	WAR	1	1	100%	0	0%	0	0%	100%
8	BAETENS	ASS	4	1	25%	2	50%	1	25%	0%
14	Sugrañes Martinez	ASS	2	1	50%	1	50%	0	0%	50%
2	POELMAN	WAR	1	0	0%	0	0%	1	100%	-100%



2014-2015

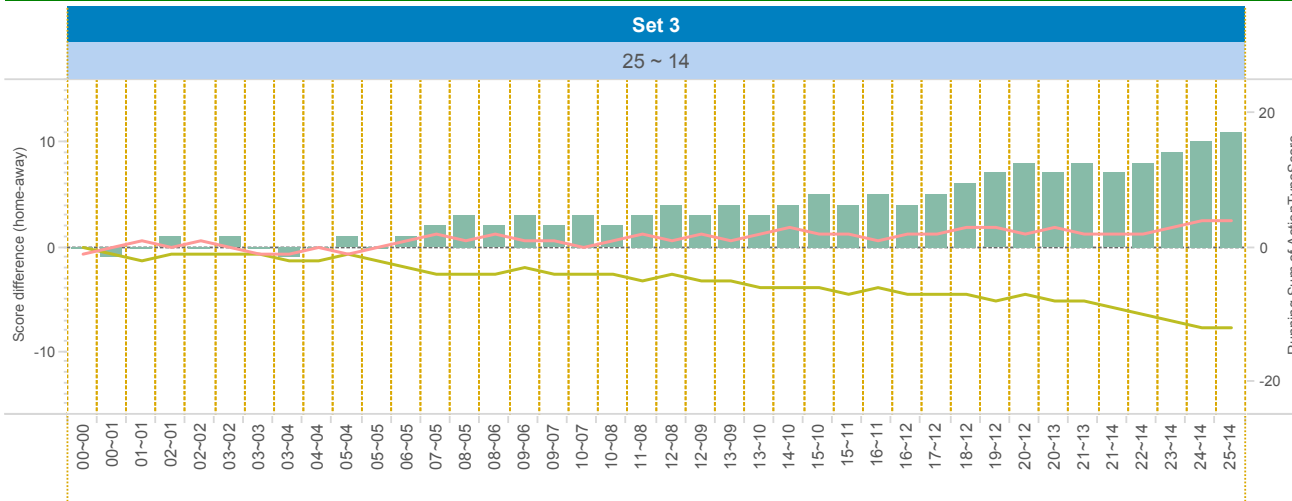
DATA

BelgiumVolleyStats.be
By Marnix Acar

© Trainerstuff.be
By Wouter Iaroy

ZIV

(20141206) ASS ~ WAR (3 ~ 0)
Set analysis - Set 3



TEAM_NAME

- ASS
- WAR

UPPER LEFT:

+1: A# - B# - S# -1: A=, A/, B=, B/, S=, R=, D=, F=, S=

LOWER LEFT:

TOI = Team of Interest = Team analyzed OPP = Opponent
XXXServe = who served XXXSCORE = who got the point

LOWER RIGHT:

Attack sorted on #SCORE

		Set 3													
		TOIServe							OPPServe						
TOI	Scorin..	TOIScore			OPPScore			Total	TOIScore			OPPScore			Total
		TOI	OPP	Total	TOI	OPP	Total		TOI	OPP	Total	TOI	OPP	Total	
ASS	A#	5		5		6	6	11	6		6				6
	S#	1		1			1								1
	A=		1	1	1		1	2			2			2	
	A/		3	3			3		3		3			3	
	S=				5		5	5		4		4			4
	E=		2	2			2	2							2
	Total		6	6	12	6	6	12	24	6	7	13	2		2
WAR	A#					6	6	6	6		6		5	5	11
	S#											1	1	1	
	A=		2	2			2	2		1	1	1	1	2	
	A/				3		3	3		3		3		3	
	S=				4		4	4		5	5			5	
	E=											2		2	
	Total			2	2	7	6	13	15	6	6	12	6	6	12

Attacking skills

		Count of SKILL	#SCORE	#SCORE%	NOSCORE	NOSCORE%	=SCORE	=SCORE%	EFF	
8	BAETENS	ASS	4	3	75%	1	25%	0	0%	75%
11	Overbeeke	ASS	8	3	38%	2	25%	3	38%	0%
9	De Schrijver	WAR	11	2	18%	7	64%	2	18%	0%
10	Diefenbach	ASS	3	2	67%	1	33%	0	0%	67%
12	VERBOOMEN	WAR	5	2	40%	2	40%	1	20%	20%
6	Andringa	ASS	3	1	33%	2	67%	0	0%	33%
7	DEVILLE	WAR	2	1	50%	0	0%	1	50%	0%
8	BACKAERT	WAR	2	1	50%	0	0%	1	50%	0%
13	VERSCHUEREN	ASS	2	1	50%	1	50%	0	0%	50%
14	Sugrañes Martin..	ASS	2	1	50%	1	50%	0	0%	50%
2	POELMAN	WAR	1	0	0%	0	0%	1	100%	-100%
4	DE BRABANDERE	WAR	2	0	0%	0	0%	2	100%	-100%
14	WAGENER	WAR	1	0	0%	1	100%	0	0%	0%



2014-2015

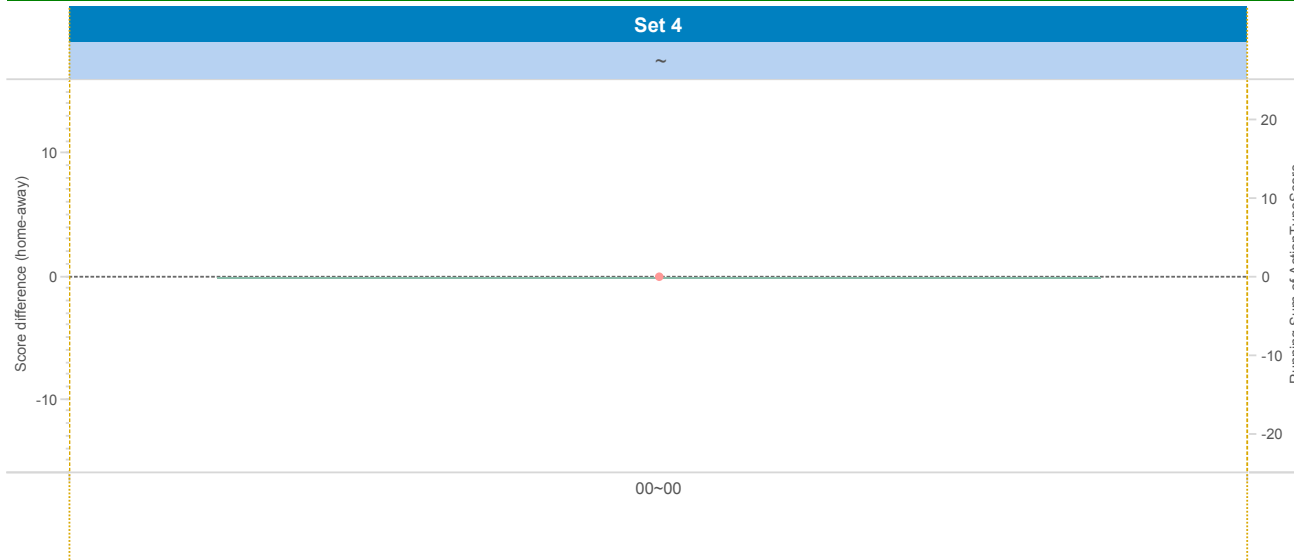
DATA

BelgiumVolleyStats.be
By Marnix Acar

© Trainerstuff.be
By Wouter Laroy

VIZ

(20141206) ASS ~ WAR (3 ~ 0)
Set analysis - Set 4



TEAM_NAME

ASS

UPPER LEFT:

+1: A# - B# - S# -1: A=, A/, B=, B/, S=, R=, D=, F=, S=

LOWER LEFT:

TOI = Team of Interest = Team analyzed OPP = Opponent
XXXServe = who served XXXSCORE = who got the point

LOWER RIGHT:

Attack sorted on #SCORE

Attacking skills



2014-2015

DATA

BelgiumVolleyStats.be
By Marnix Acar

© **Trainerstuff.be**
By Wouter Laroy

VIZ

(20141206) ASS ~ WAR (All)
Set analysis - Set 5

TEAM_NAME

UPPER LEFT:

+1: A# - B# - S# **-1:** A=, A/, B=, B/, S=, R=, D=, F=, S=

LOWER LEFT:

TOI = Team of Interest = Team analyzed **OPP** = Opponent
XXXServe = who served **XXXSCORE** = who got the point

LOWER RIGHT:

Attack sorted on #SCORE

Attacking skills

		Count of SKILL	#SCORE	#SCORE%	NOSCORE	NOSCORE%	=SCORE	=SCORE%	EFF
11 Overbeeke	ASS	31	17	55%	8	26%	6	19%	35%
9 De Schrijver	WAR	39	15	38%	17	44%	7	18%	21%
6 Andringa	ASS	18	7	39%	9	50%	2	11%	28%
10 Diefenbach	ASS	12	6	50%	5	42%	1	8%	42%
12 VERBOOMEN	WAR	14	6	43%	5	36%	3	21%	21%
8 BAETENS	ASS	13	5	38%	6	46%	2	15%	23%
4 DE BRABANDERE	WAR	15	4	27%	7	47%	4	27%	0%
8 BACKAERT	WAR	5	3	60%	1	20%	1	20%	40%
14 Sugrañes Martin..	ASS	5	3	60%	2	40%	0	0%	60%
14 WAGENER	WAR	5	3	60%	2	40%	0	0%	60%
7 DEVILLE	WAR	2	1	50%	0	0%	1	50%	0%
13 VERSCHUEREN	ASS	2	1	50%	1	50%	0	0%	50%
2 POELMAN	WAR	3	0	0%	1	33%	2	67%	-67%



2014-2015

DATA

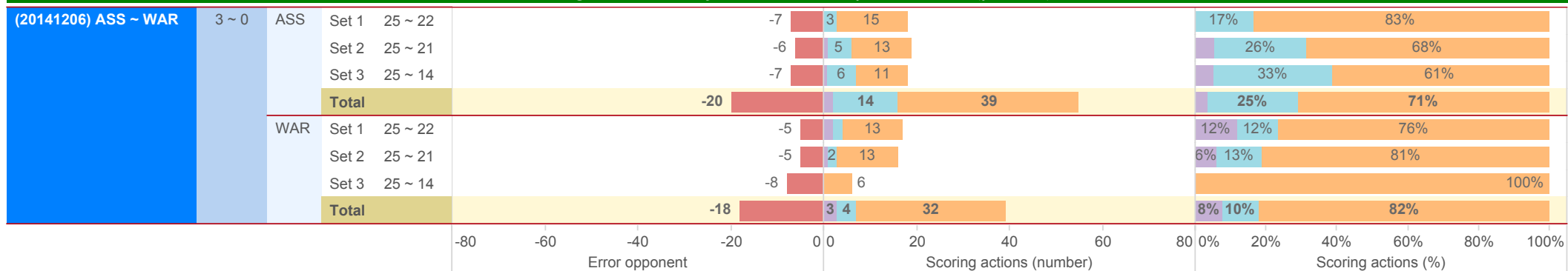
BelgiumVolleyStats.be
By Marnix Acar

© Trainerstuff.be
By Wouter Laroy

VIZ

(20141206) ASS ~ WAR (3 ~ 0)

Scoring Actions Analyzed: how were points made (per set)



S - Serve B - Block A - Attack



2014-2015

DATA

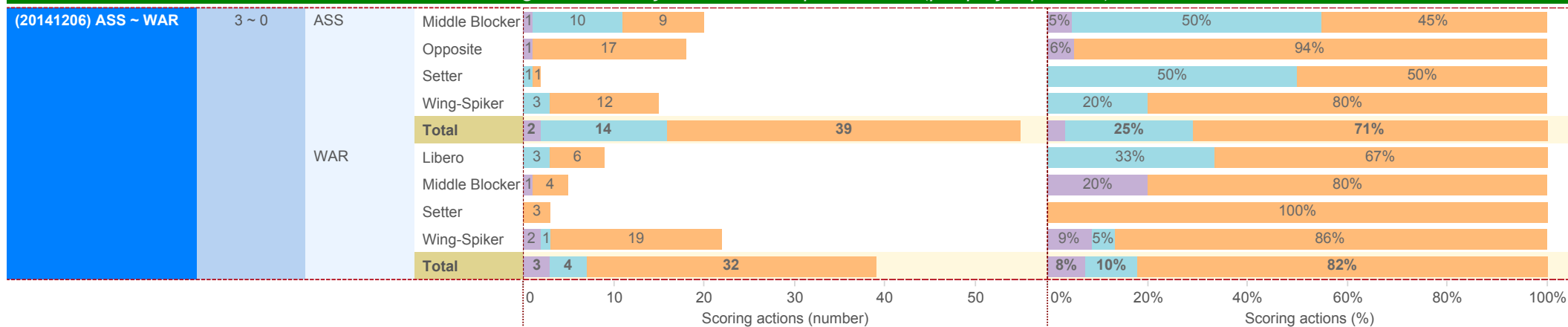
BelgiumVolleyStats.be
By Marnix Acar

© Trainerstuff.be
By Wouter Laroy

VIZ

(20141206) ASS ~ WAR (3 ~ 0)

Scoring Actions Analyzed: how were points made (per player position)





2014-2015

DATA

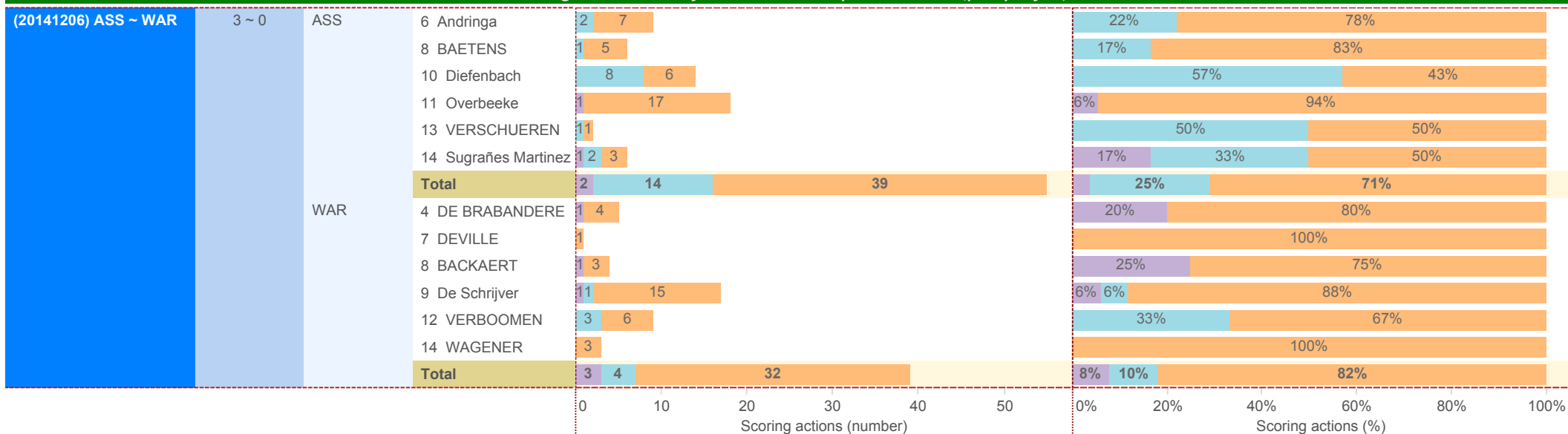
BelgiumVolleyStats.be
By Marnix Acar

© Trainerstuff.be
By Wouter Laroy

VIZ

(20141206) ASS ~ WAR (3 ~ 0)

Scoring Actions Analyzed: how were points made (per player)



S - Serve B - Block A - Attack



2014-2015

DATA

BelgiumVolleyStats.be
By Marnix Acar

© Trainerstuff.be
By Wouter Laroy

VIZ

(20141206) ASS ~ WAR (3 ~ 0)
Skills in detail (per player position): Attack/Block

Category	Position	Game 1	Game 2	Game 3	Game 4	Game 5	Game 6	Total	Efficiency	
A - Attack	ASS	Middle Blocker	9 (53%)	4 (24%)	2 ()	1 (6%)	1 (6%)	17	47%	
		Opposite	17 (55%)	4 (13%)	2 (3%)	2 (6%)	1 (3%)	5 (16%)	31	35%
		Setter	1 (50%)	1 (50%)					2	50%
		Wing-Spiker	12 (39%)	6 (19%)	1 (10%)	8 (26%)	3 (10%)	1 (3%)	31	26%
		Total	39 (48%)	15 (19%)	5 (5%)	11 (14%)	4 (5%)	7 (9%)	81	35%
	WAR	Libero	6 (43%)	2 (14%)	2 (21%)	1 (7%)	3 (21%)		14	21%
		Middle Blocker	4 (40%)		1 (30%)	1 (10%)	3 (30%)	1 (10%)	10	0%
		Setter	3 (60%)	2 (40%)					5	60%
		Wing-Spiker	19 (35%)	9 (17%)	7 (15%)	8 (15%)	8 (15%)	3 (6%)	54	15%
		Total	32 (39%)	13 (16%)	10 (17%)	10 (12%)	14 (17%)	4 (5%)	83	17%
B - Block	ASS	Middle Blocker	10 (40%)		4 ()	3 (12%)		8 (32%)	25	8%
		Opposite			4 ()		3 (43%)	7	-43%	
		Setter	1 (25%)				3 (75%)	4	-50%	
		Wing-Spiker	3 (23%)	1 (8%)	2 ()	2 (15%)	5 (38%)	13	-15%	
		Total	14 (29%)	1 (2%)	10 ()	5 (10%)	19 (39%)	49	-10%	
	WAR	Libero	3 (38%)		2 ()		3 (38%)	8	0%	
		Middle Blocker		1 (13%)	3 ()		4 (50%)	8	-50%	
		Setter				1 (25%)	3 (75%)	4	-75%	
		Wing-Spiker	1 (17%)	1 (17%)		1 (17%)	3 (50%)	6	-33%	
		Total	4 (15%)	2 (8%)	5 ()	2 (8%)	13 (50%)	26	-35%	
		0 20 40 60	0 10 20	0 5 10 15	0 5 10 15 20	0 10 20	0 10 20 30	0 50 100	-100% 0% 100%	
		#	+	!	-	/	=	Count of SKILL	EFF	



2014-2015

DATA

BelgiumVolleyStats.be
By Marnix Acar

© Trainerstuff.be
By Wouter Laroy

VIZ

(20141206) ASS ~ WAR (3 ~ 0)

Skills in detail (per player position): Serve/Reception

S - Serve	ASS	Middle Blocker	Count of SKILL						Count of SKILL	EFF
			#	+	!	-	/	=		
			1 (4%)	8 (31%)	3 (12%)	5 (19%)	3 (12%)	6 (23%)	26	-19%
		Opposite	1 (10%)	2 (20%)	1 (10%)	3 (30%)	1 (10%)	2 (20%)	10	-10%
		Setter		4 (22%)	7 ()	5 (28%)		2 (11%)	18	-11%
		Wing-Spiker		12 (63%)	3 (5%)	2 (11%)	1 (5%)	1 (5%)	19	-5%
		Total	2 (3%)	26 (36%)	14 (7%)	15 (21%)	5 (7%)	11 (15%)	73	-12%
	WAR	Libero		2 (22%)	3 ()	3 (33%)		1 (11%)	9	-11%
		Middle Blocker	1 (8%)	2 (15%)	1 ()	2 (15%)		7 (54%)	13	-46%
		Setter			6 (7%)	4 (29%)	1 (7%)	3 (21%)	14	-21%
		Wing-Spiker	2 (9%)	3 (13%)	11 ()	6 (26%)		1 (4%)	23	4%
		Total	3 (5%)	7 (12%)	21 (2%)	15 (25%)	1 (2%)	12 (20%)	59	-15%
R - Reception	ASS	Libero	2 (25%)	4 (50%)	1 ()	1 (13%)			8	0%
		Middle Blocker		2 (100%)					2	0%
		Wing-Spiker	13 (35%)	16 (43%)	1 (3%)	3 (8%)	1 (3%)	3 (8%)	37	-8%
		Total	15 (32%)	22 (47%)	2 (2%)	4 (9%)	1 (2%)	3 (6%)	47	-6%
	WAR	Libero	11 (22%)	11 (22%)	9 (10%)	13 (27%)	5 (10%)		49	0%
		Middle Blocker	1 (100%)						1	0%
Wing-Spiker		3 (25%)	3 (25%)	2 ()	2 (17%)		2 (17%)	12	-17%	
	Total	15 (24%)	14 (23%)	11 (8%)	15 (24%)	5 (8%)	2 (3%)	62	-3%	
			0 10 20	0 20 40	0 10 20 30	0 10 20	0 5 10 20	0 50	-50% 0%	
			#	+	!	-	/	=	Count of SKILL	EFF



2014-2015

DATA

BelgiumVolleyStats.be
By Marnix Acar

© Trainerstuff.be
By Wouter Laroy

VIZ

(20141206) ASS ~ WAR (3 ~ 0)

Skills in detail (per player): Attack

A - Attack		ASS	WAR	#	+	!	-	/	=	Count of SKILL	EFF
	6 Andringa	7 (39%)	5 (28%)	1 (11%)	3 (17%)	2 (11%)				18	28%
	8 BAETENS	5 (38%)	1 (8%)		5 (38%)	1 (8%)	1 (8%)			13	23%
	10 Diefenbach	6 (50%)	4 (33%)	1 ()		1 (8%)				12	42%
	11 Overbeeke	17 (55%)	4 (13%)	2 (3%)	2 (6%)	1 (3%)		5 (16%)		31	35%
	13 VERSCHUEREN	1 (50%)	1 (50%)							2	50%
	14 Sugrañes Martinez	3 (60%)		1 ()	1 (20%)					5	60%
	Total	39 (48%)	15 (19%)	5 (5%)	11 (14%)	4 (5%)	7 (9%)	81	35%		
	2 POELMAN				1 (33%)	2 (67%)				3	-67%
	4 DE BRABANDERE	4 (27%)	4 (27%)	2 (20%)	1 (7%)	3 (20%)	1 (7%)			15	0%
	7 DEVILLE	1 (50%)				1 (50%)				2	0%
	8 BACKAERT	3 (60%)		1 ()			1 (20%)			5	40%
	9 De Schrijver	15 (38%)	5 (13%)	5 (13%)	7 (18%)	5 (13%)	2 (5%)			39	21%
	12 VERBOOMEN	6 (43%)	2 (14%)	2 (21%)	1 (7%)	3 (21%)				14	21%
	14 WAGENER	3 (60%)	2 (40%)							5	60%
	Total	32 (39%)	13 (16%)	10 (17%)	10 (12%)	14 (17%)	4 (5%)	83	17%		
				#	+	!	-	/	=	Count of SKILL	EFF



2014-2015

DATA

BelgiumVolleyStats.be
By Marnix Acar

© Trainerstuff.be
By Wouter Laroy

VIZ

(20141206) ASS ~ WAR (3 ~ 0)

Skills in detail (per player): Block

B - Block	ASS	Player	Game Won (Green)					Game Lost (Red)				
			#	+	!	-	/	=	Count of SKILL	EFF		
		6 Andringa	2 (22%)	1 (11%)	1 (0)	2 (22%)			3 (33%)	9	-11%	
		8 BAETENS	1 (25%)		1 (0)			2 (50%)	4	-25%		
		10 Diefenbach	8 (47%)		3 (0)	1 (6%)		5 (29%)	17	18%		
		11 Overbeeke			4 (0)			3 (43%)	7	-43%		
		13 VERSCHUEREN	1 (25%)					3 (75%)	4	-50%		
		14 Sugrañes Martinez	2 (25%)		1 (0)	2 (25%)		3 (38%)	8	-13%		
		Total	14 (29%)	1 (2%)	10 (0)	5 (10%)		19 (39%)	49	-10%		
	WAR	2 POELMAN						1 (100%)	1	-100%		
		4 DE BRABANDERE						1 (100%)	1	-100%		
		7 DEVILLE		1 (33%)	1 (0)			1 (33%)	3	-33%		
		8 BACKAERT			2 (0)			2 (50%)	4	-50%		
		9 De Schrijver	1 (20%)	1 (20%)		1 (20%)		2 (40%)	5	-20%		
		12 VERBOOMEN	3 (38%)		2 (0)			3 (38%)	8	0%		
		14 WAGENER				1 (25%)		3 (75%)	4	-75%		
		Total	4 (15%)	2 (8%)	5 (0)	2 (8%)		13 (50%)	26	-35%		
			#	+	!	-	/	=	Count of SKILL	EFF		



2014-2015

DATA

BelgiumVolleyStats.be
By Marnix Acar

© Trainerstuff.be
By Wouter Laroy

VIZ

(20141206) ASS ~ WAR (3 ~ 0)
Skills in detail (per player): Serve

S - Serve	ASS	Player	Game Status						Count of SKILL	EFF
			#	+	!	-	/	=		
		4 HEYRMAN						1 (100%)	1	-100%
		6 Andringa		5 (56%)	2 ()	1 (11%)	1 (11%)	9	-11%	
		8 BAETENS		7 (70%)	1 (10%)	1 (10%)	1 (10%)	10	0%	
		10 Diefenbach		7 (50%)	2 (14%)	1 (7%)	2 (14%)	14	-14%	
		11 Overbeeke	1 (10%)	2 (20%)	1 (10%)	3 (30%)	1 (10%)	2 (20%)	10	-10%
		13 VERSCHUEREN		4 (22%)	7 ()	5 (28%)	2 (11%)	18	-11%	
		14 Sugrañes Martinez	1 (9%)	1 (9%)	1 (9%)	4 (36%)	1 (9%)	3 (27%)	11	-18%
		Total	2 (3%)	26 (36%)	14 (7%)	15 (21%)	5 (7%)	11 (15%)	73	-12%
	WAR	2 POELMAN			1 ()		2 (67%)	3	-67%	
		4 DE BRABANDERE	1 (6%)	3 (19%)	11 ()	1 (6%)		16	6%	
		5 SOPHIE			1 (33%)		1 (33%)	3	-33%	
		7 DEVILLE		1 (33%)		1 (33%)	1 (33%)	3	-33%	
		8 BACKAERT	1 (14%)	1 (14%)		1 (14%)	4 (57%)	7	-43%	
		9 De Schrijver	1 (14%)			5 (71%)	1 (14%)	7	0%	
		12 VERBOOMEN		2 (22%)	3 ()	3 (33%)	1 (11%)	9	-11%	
		14 WAGENER			5 ()	4 (36%)	2 (18%)	11	-18%	
		Total	3 (5%)	7 (12%)	21 (2%)	15 (25%)	1 (2%)	12 (20%)	59	-15%
			#	+	!	-	/	=	Count of SKILL	EFF



2014-2015

DATA

BelgiumVolleyStats.be
By Marnix Acar

© Trainerstuff.be
By Wouter Laroy

VIZ

(20141206) ASS ~ WAR (3 ~ 0)
Skills in detail (per player): Reception

R - Reception	Team	Player	Skill						Count of SKILL	EFF
			#	+	!	-	/	=		
R - Reception	ASS	6 Andringa	4 (57%)	2 (29%)		1 (14%)			7	0%
		7 Sparidans	2 (25%)	4 (50%)	1 ()	1 (13%)			8	0%
		8 BAETENS	9 (30%)	14 (47%)	1 (3%)	2 (7%)	1 (3%)	3 (10%)	30	-10%
		10 Diefenbach		2 (100%)					2	0%
		Total	15 (32%)	22 (47%)	2 (2%)	4 (9%)	1 (2%)	3 (6%)	47	-6%
	WAR	2 POELMAN	1 (100%)						1	0%
		4 DE BRABANDERE	3 (25%)	3 (25%)	2 ()	2 (17%)		2 (17%)	12	-17%
		12 VERBOOMEN		4 (57%)	1 ()	2 (29%)			7	0%
		15 ALBERT	11 (26%)	7 (17%)	8 (12%)	11 (26%)	5 (12%)		42	0%
		Total	15 (24%)	14 (23%)	11 (8%)	15 (24%)	5 (8%)	2 (3%)	62	-3%
		#	+	!	-	/	=	Count of SKILL	EFF	