



2014-2015

DATA

**BelgiumVolleyStats.be**  
By Marnix Acar

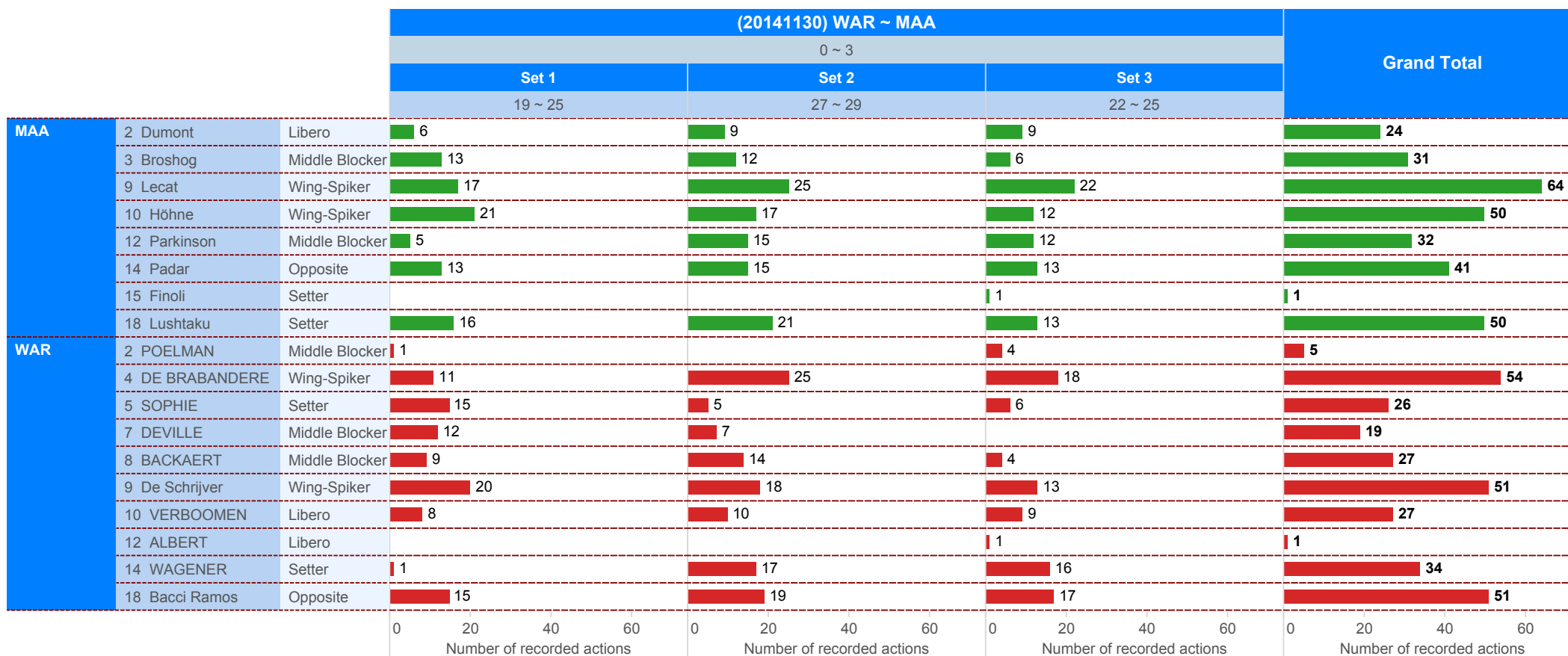
© **Trainerstuff.be**  
By Wouter Laroy

VIZ

Scouting data provided by: Marnix Acar - www.BelgiumVolleyStats.be

Data processing and vizualization: Wouter Laroy - www.trainerstuff.be

Questions/Remarks/Suggestions: info@belgiumvolleystats.be - wouterstrainerstuff@gmail.com



■ SET LOST ■ SET WON



2014-2015

DATA

BelgiumVolleyStats.be  
By Marnix Acar

© Trainerstuff.be  
By Wouter Laroy

VIZ

(20141130) WAR ~ MAA (0 ~ 3)  
Game analysis

TOI	ScoringActi..	TOIServe						OPPServe							
		TOISCORE			OPPSCORE			Total	TOISCORE			OPPSCORE			Total
		TOI	OPP	Total	TOI	OPP	Total		TOI	OPP	Total	TOI	OPP	Total	
MAA	A#	9		9		29	29	38	26	1	27		6	6	33
	S#	5		5				5				4	4	4	
	A=		8	8				8		4	6	6	6	10	
	A/		7	7		2	2	9		6	6	3	3	9	
	S=					15	15	15		10	10			10	
	E=					1	1	1		2	2			2	
	F=											1		1	
	D=					1	1	1						1	
	<b>Total</b>	14	15	29	19	29	48	77	26	23	49	10	10	20	69
WAR	A#	6		6		1	26	27	29		9		9	38	
	S#	4		4				4				5	5	5	
	A=		6	6		4	4	10			8	8	8		
	A/		3	3		6	6	9		2	2	7	7	9	
	S=					10	10	10		15	15			15	
	E=					2	2	2		1	1			1	
	F=		1	1											
	D=									1	1			1	
	<b>Total</b>	10	10	20	23	26	49	69	29	19	48	15	14	29	77

Attack

		Count of SKILL	%SCORE	=SCORE%	EFF
14 WAGENER	WAR	1	100%	0%	100%
8 BACKAERT	WAR	9	56%	33%	22%
14 Padar	MAA	26	54%	19%	35%
4 DE BRABANDERE	WAR	17	53%	24%	29%
3 Broshog	MAA	6	50%	0%	50%
9 Lecat	MAA	17	47%	18%	29%
9 De Schrijver	WAR	26	46%	19%	27%
10 Höhne	MAA	18	44%	11%	33%
18 Lushtaku	MAA	5	40%	20%	20%
18 Bacci Ramos	WAR	30	27%	37%	-10%
7 DEVILLE	WAR	5	20%	20%	0%
12 Parkinson	MAA	5	20%	0%	20%
2 POELMAN	WAR	1	0%	100%	-100%

Block

		Count of SKILL	#
3 Broshog	MAA	9	5
9 Lecat	MAA	7	3
8 BACKAERT	WAR	7	2
12 Parkinson	MAA	13	2
14 Padar	MAA	5	2
4 DE BRABANDERE	WAR	4	1
9 De Schrijver	WAR	4	1
10 Höhne	MAA	4	1
18 Bacci Ramos	WAR	3	1
18 Lushtaku	MAA	4	1
7 DEVILLE	WAR	8	

Serve

		Count of SKILL	#%	=%
14 WAGENER	WAR	12	17%	8%
12 Parkinson	MAA	13	15%	23%
10 Höhne	MAA	15	13%	27%
18 Bacci Ramos	WAR	15	13%	20%
9 Lecat	MAA	13	8%	8%
3 Broshog	MAA	16	6%	6%
2 POELMAN	WAR	3		
4 DE BRABANDERE	WAR	9		11%
5 SOPHIE	WAR	6		
7 DEVILLE	WAR	5		20%
8 BACKAERT	WAR	10		10%
9 De Schrijver	WAR	10		30%
14 Padar	MAA	10		30%
15 Finoli	MAA	1		
18 Lushtaku	MAA	9		33%

Reception

		Count of SKILL	#%	+%	=%
2 Dumont	MAA	24	33%	46%	8%
10 VERBOOMEN	WAR	27	26%	41%	4%
4 DE BRABANDERE	WAR	24	25%	46%	8%
9 De Schrijver	WAR	10	20%	60%	10%
9 Lecat	MAA	23	13%	43%	4%
10 Höhne	MAA	12	8%	50%	8%
12 ALBERT	WAR	1			100%
12 Parkinson	MAA	1		100%	

UPPER:  
TOI = Team of Interest = Team analyzed    OPP = Opponent  
XXXServe = who served    XXXSCORE = who got the point



2014-2015

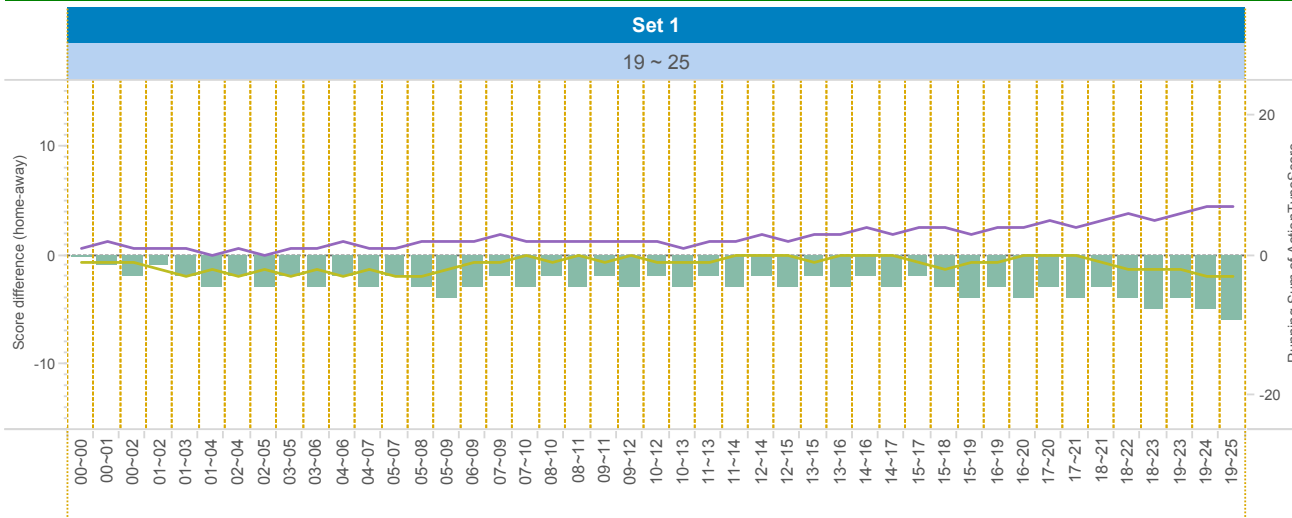
DATA

BelgiumVolleyStats.be  
By Marnix Acar

© Trainerstuff.be  
By Wouter Iaroy

VIZ

(20141130) WAR ~ MAA (0 ~ 3)  
Set analysis - Set 1



TEAM\_NAME

- MAA
- WAR

UPPER LEFT:

+1: A# - B# - S#    -1: A=, A/, B=, B/, S=, R=, D=, F=, S=

LOWER LEFT:

TOI = Team of Interest = Team analyzed    OPP = Opponent  
XXXServe = who served    XXXSCORE = who got the point

LOWER RIGHT:

Attack sorted on #SCORE

Attacking skills

		Set 1													
		TOIServe						OPPServe							
		TOIScore			OPPScore			Total	TOIScore			OPPScore			Total
TOI	Scorin..	TOI	OPP	Total	TOI	OPP	Total		TOI	OPP	Total	TOI	OPP	Total	
MAA	A#	3		3		11	11	14	9		9		1	1	10
	S#	1		1			1								
	A=		2	2			2			2				2	
	A/				1		1	1		5		5			5
	S=				6		6	6		3		3			3
	<b>Total</b>		4	2	6	7	11	18	24	9	10	19		1	1
WAR	A#	1		1		9	9	10	11		11		3	3	14
	S#												1	1	1
	A=				2		2	2				2		2	
	A/				5		5	5		1		1			1
	S=				3		3	3		6		6			6
	<b>Total</b>		1		1	10	9	19	20	11	7	18	2	4	6

		Count of SKILL	#SCORE	#SCORE%	NOSCORE	NOSCORE%	=SCORE	=SCORE%	EFF
9 De Schrijver	WAR	9	4	44%	3	33%	2	22%	22%
14 Padar	MAA	8	4	50%	4	50%	0	0%	50%
3 Broshog	MAA	5	3	60%	2	40%	0	0%	60%
8 BACKAERT	WAR	3	3	100%	0	0%	0	0%	100%
18 Bacci Ramos	WAR	10	3	30%	2	20%	5	50%	-20%
9 Lecat	MAA	5	2	40%	3	60%	0	0%	40%
10 Höhne	MAA	6	2	33%	3	50%	1	17%	17%
4 DE BRABANDERE	WAR	3	1	33%	1	33%	1	33%	0%
7 DEVILLE	WAR	4	1	25%	2	50%	1	25%	0%
18 Lushtaku	MAA	2	1	50%	1	50%	0	0%	50%



2014-2015

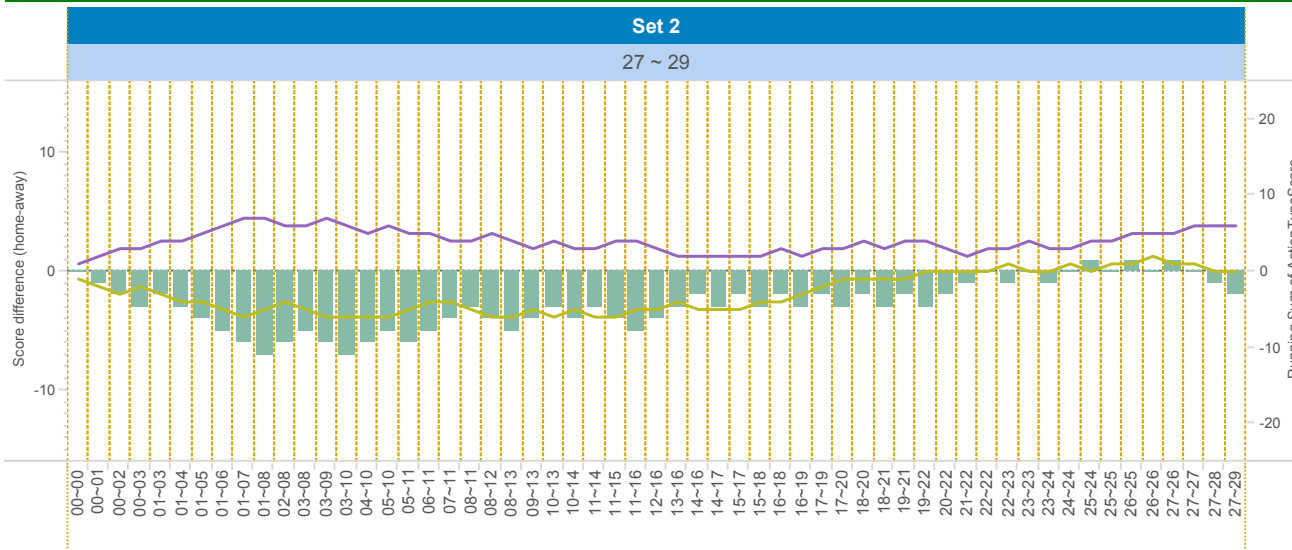
DATA

BelgiumVolleyStats.be  
By Marnix Acar

© Trainerstuff.be  
By Wouter Iaroy

ZIV

(20141130) WAR ~ MAA (0 ~ 3)  
Set analysis - Set 2



TEAM\_NAME

- MAA
- WAR

UPPER LEFT:

+1: A# - B# - S#    -1: A=, A/, B=, B/, S=, R=, D=, F=, S=

LOWER LEFT:

TOI = Team of Interest = Team analyzed    OPP = Opponent  
XXXServe = who served    XXXSCORE = who got the point

LOWER RIGHT:

Attack sorted on #SCORE

Attacking skills

		Set 2													
		TOIServe						OPPServe							
		TOIScore			OPPScore			Total	TOIScore			OPPScore			Total
TOI	Scorin..	TOI	OPP	Total	TOI	OPP	Total	TOI	OPP	Total	TOI	OPP	Total	Total	
MAA	A#	4		4		11	11	15	9	1	10		3	3	13
	S#	3		3				3				1	1	1	
	A=		2	2				2		1	1	5		5	6
	A/		3	3	1		1	4		1	1	1		1	2
	S=				4		4	4		4	4				4
	E=				1		1	1		1	1				1
	<b>Total</b>		7	5	12	6	11	17	29	9	8	17	6	4	10
WAR	A#	3		3	1	9	10	13	11		11		4	4	15
	S#	1		1				1				3	3	3	
	A=		5	5	1		1	6					2	2	
	A/		1	1	1		1	2		1	1	3		3	
	S=				4		4	4		4	4				4
	E=				1		1	1		1	1				1
<b>Total</b>		4	6	10	8	9	17	27	11	6	17	5	7	12	29

		Count of SKILL	#SCORE	#SCORE%	NOSCORE	NOSCORE%	=SCORE	=SCORE%	EFF
4 DE BRABANDERE	WAR	8	5	63%	2	25%	1	13%	50%
9 Lecat	MAA	10	5	50%	2	20%	3	30%	20%
9 De Schrijver	WAR	9	4	44%	4	44%	1	11%	33%
14 Padar	MAA	8	4	50%	1	13%	3	38%	13%
18 Bacci Ramos	WAR	11	3	27%	6	55%	2	18%	9%
8 BACKAERT	WAR	5	2	40%	0	0%	3	60%	-20%
10 Höhne	MAA	7	2	29%	4	57%	1	14%	14%
12 Parkinson	MAA	5	1	20%	4	80%	0	0%	20%
14 WAGENER	WAR	1	1	100%	0	0%	0	0%	100%
18 Lushtaku	MAA	1	1	100%	0	0%	0	0%	100%
3 Broshog	MAA	1	0	0%	1	100%	0	0%	0%
7 DEVILLE	WAR	1	0	0%	1	100%	0	0%	0%



2014-2015

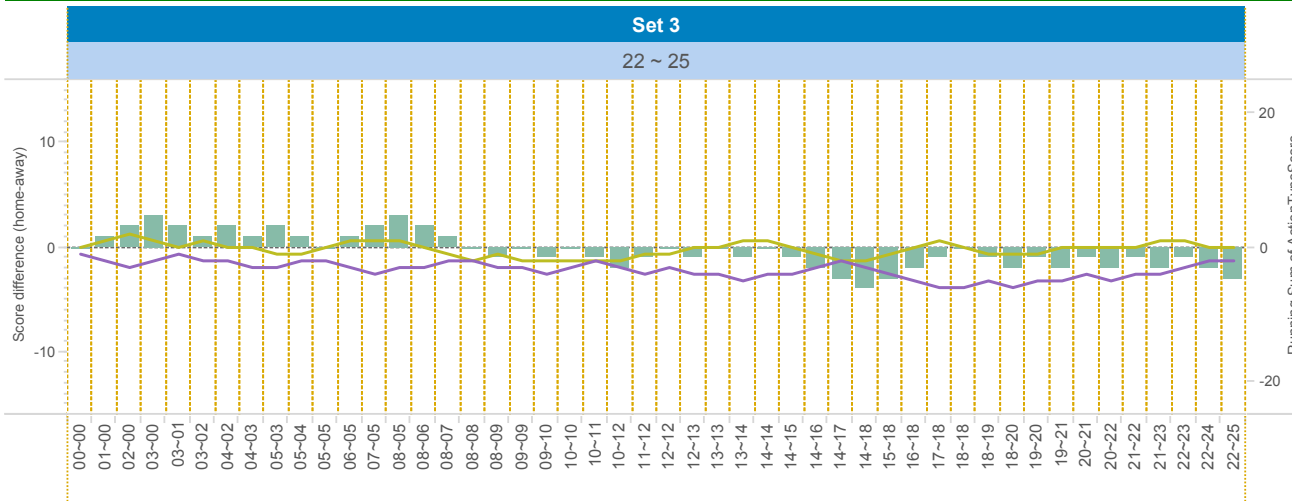
DATA

BelgiumVolleyStats.be  
By Marnix Acar

© Trainerstuff.be  
By Wouter Laroy

VIZ

(20141130) WAR ~ MAA (0 ~ 3)  
Set analysis - Set 3



TEAM\_NAME

- MAA
- WAR

UPPER LEFT:

+1: A# - B# - S# -1: A=, A/, B=, B/, S=, R=, D=, F=, S=

LOWER LEFT:

TOI = Team of Interest = Team analyzed OPP = Opponent  
XXXServe = who served XXXSCORE = who got the point

LOWER RIGHT:

Attack sorted on #SCORE

		Set 3															
		TOIServe							OPPServe								
		TOISCORE			OPPSCORE				Total	TOISCORE			OPPSCORE				Total
TOI	Scorin..	TOI	OPP	Total	TOI	OPP	Total	TOI		OPP	Total	TOI	OPP	Total	Total		
MAA	A#	2		2		7	7	9	8		8		2	2	10		
	S#	1		1			1	1					3	3			
	A=		4	4				4		1	1		1	2			
	A/		4	4				4				2	2	2			
	S=					5	5	5		3	3			3			
	E=									1	1			1			
	F=												1	1			
	D=					1	1	1						1			
	<b>Total</b>	3	8	11	6	7	13	24	8	5	13	4	5	9	22		
WAR	A#	2		2		8	8	10	7		7		2	2	9		
	S#	3		3			3	3					1	1			
	A=		1	1		1	1	2				4	4	4			
	A/		2	2			2	2				4	4	4			
	S=					3	3	3		5	5			5			
	E=					1	1	1									
	F=		1	1				1						1			
	D=									1	1				1		
	<b>Total</b>	5	4	9	5	8	13	22	7	6	13	8	3	11	24		

Attacking skills

		Count of SKILL	#SCORE	#SCORE%	NOSCORE	NOSCORE%	=SCORE	=SCORE%	EFF
14 Padar	MAA	10	6	60%	2	20%	2	20%	40%
9 De Schrijver	WAR	8	4	50%	2	25%	2	25%	25%
10 Höhne	MAA	5	4	80%	1	20%	0	0%	80%
4 DE BRABANDERE	WAR	6	3	50%	1	17%	2	33%	17%
18 Bacci Ramos	WAR	9	2	22%	3	33%	4	44%	-22%
9 Lecat	MAA	2	1	50%	1	50%	0	0%	50%
2 POELMAN	WAR	1	0	0%	0	0%	1	100%	-100%
8 BACKAERT	WAR	1	0	0%	1	100%	0	0%	0%
18 Lushtaku	MAA	2	0	0%	1	50%	1	50%	-50%



2014-2015

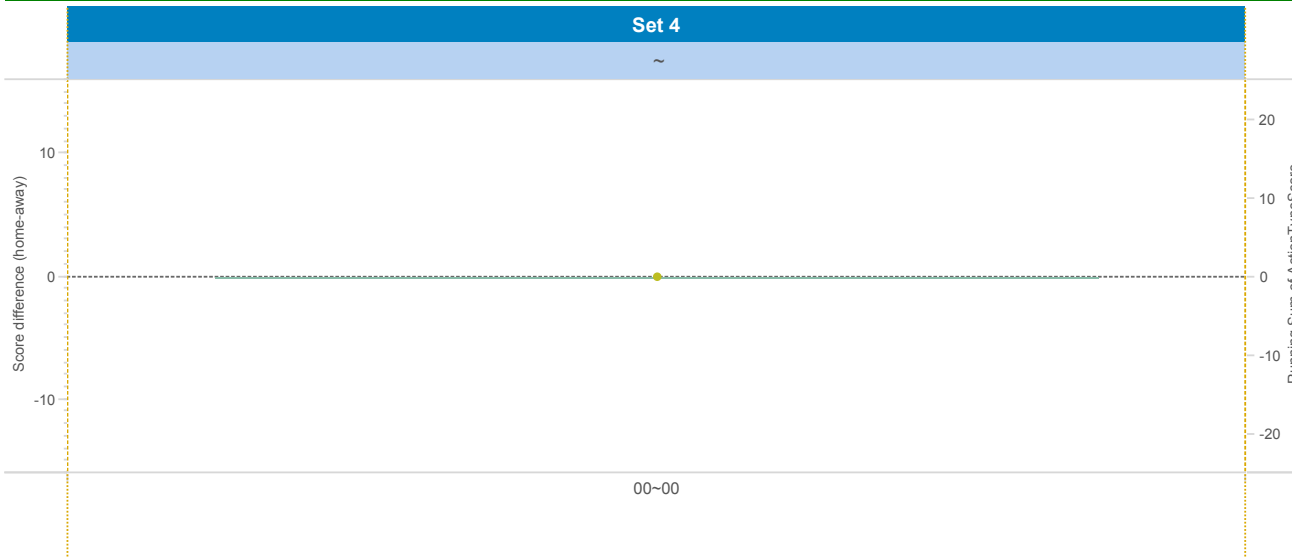
DATA

BelgiumVolleyStats.be  
By Marnix Acar

© Trainerstuff.be  
By Wouter Laroy

VIZ

(20141130) WAR ~ MAA (0 ~ 3)  
Set analysis - Set 4



TEAM\_NAME

■ WAR

UPPER LEFT:

+1: A# - B# - S#    -1: A=, A/, B=, B/, S=, R=, D=, F=, S=

LOWER LEFT:

TOI = Team of Interest = Team analyzed    OPP = Opponent  
XXXServe = who served    XXXSCORE = who got the point

LOWER RIGHT:

Attack sorted on #SCORE

Attacking skills



2014-2015

DATA

**BelgiumVolleyStats.be**  
By Marnix Acar

© **Trainerstuff.be**  
By Wouter Laroy

VIZ

**(20141130) WAR ~ MAA (All)**  
Set analysis - Set 5

TEAM\_NAME

**UPPER LEFT:**

**+1:** A# - B# - S#    **-1:** A=, A/, B=, B/, S=, R=, D=, F=, S=

**LOWER LEFT:**

**TOI** = Team of Interest = Team analyzed    **OPP** = Opponent  
**XXXServe** = who served    **XXXSCORE** = who got the point

**LOWER RIGHT:**

**Attack** sorted on #SCORE

## Attacking skills

		Count of SKILL	#SCORE	#SCORE%	NOSCORE	NOSCORE%	=SCORE	=SCORE%	EFF
14 Padar	MAA	26	14	54%	7	27%	5	19%	35%
9 De Schrijver	WAR	26	12	46%	9	35%	5	19%	27%
4 DE BRABANDERE	WAR	17	9	53%	4	24%	4	24%	29%
9 Lecat	MAA	17	8	47%	6	35%	3	18%	29%
10 Höhne	MAA	18	8	44%	8	44%	2	11%	33%
18 Bacci Ramos	WAR	30	8	27%	11	37%	11	37%	-10%
8 BACKAERT	WAR	9	5	56%	1	11%	3	33%	22%
3 Broshog	MAA	6	3	50%	3	50%	0	0%	50%
18 Lushtaku	MAA	5	2	40%	2	40%	1	20%	20%
7 DEVILLE	WAR	5	1	20%	3	60%	1	20%	0%
12 Parkinson	MAA	5	1	20%	4	80%	0	0%	20%
14 WAGENER	WAR	1	1	100%	0	0%	0	0%	100%
2 POELMAN	WAR	1	0	0%	0	0%	1	100%	####



2014-2015

DATA

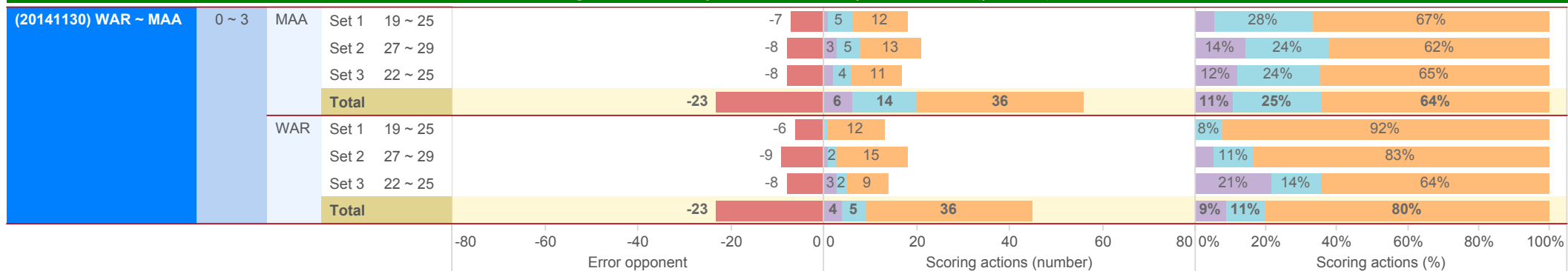
BelgiumVolleyStats.be  
By Marnix Acar

© Trainerstuff.be  
By Wouter Laroy

VIZ

(20141130) WAR ~ MAA (0 ~ 3)

Scoring Actions Analyzed: how were points made (per set)



S - Serve    B - Block    A - Attack





2014-2015

DATA

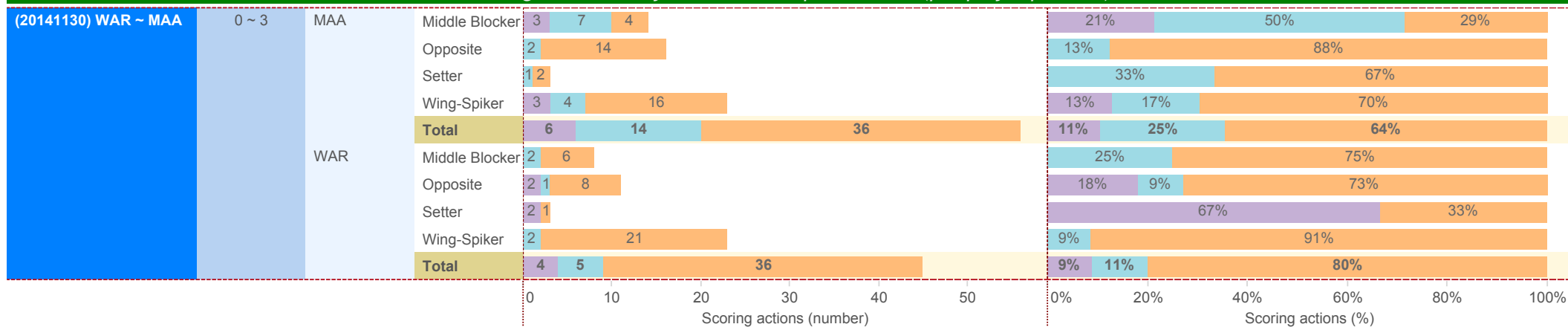
BelgiumVolleyStats.be  
By Marnix Acar

© Trainerstuff.be  
By Wouter Laroy

VIZ

(20141130) WAR ~ MAA (0 ~ 3)

Scoring Actions Analyzed: how were points made (per player position)



S - Serve    B - Block    A - Attack



2014-2015

DATA

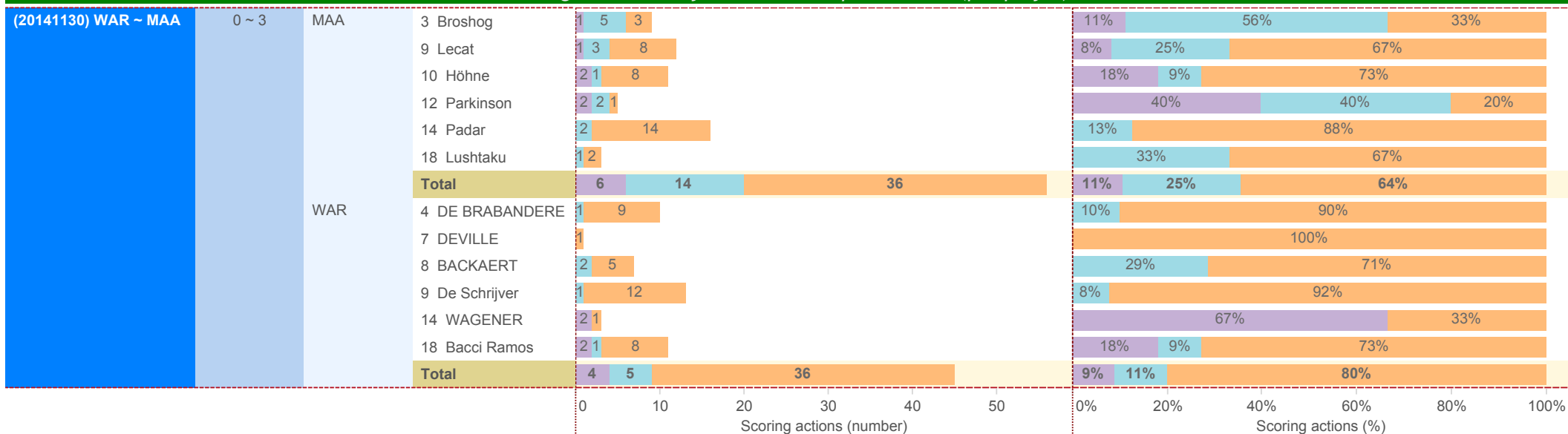
BelgiumVolleyStats.be  
By Marnix Acar

© Trainerstuff.be  
By Wouter Laroy

VIZ

(20141130) WAR ~ MAA (0 ~ 3)

Scoring Actions Analyzed: how were points made (per player)



S - Serve    B - Block    A - Attack



2014-2015

DATA

BelgiumVolleyStats.be  
By Marnix Acar

© Trainerstuff.be  
By Wouter Laroy

VIZ

(20141130) WAR ~ MAA (0 ~ 3)  
Skills in detail (per player position): Attack/Block

Category	Team	Position	Game 1		Game 2		Game 3		Game 4		Game 5		Total	EFF												
			#	%	#	%	#	%	#	%	#	%														
A - Attack	MAA	Middle Blocker	4 (36%)		4 (36%)		3 (27%)		11		36%		11	36%												
		Opposite	14 (54%)		6 (23%)		1 (4%)		1 (4%)		4 (15%)		26	35%												
		Setter	2 (40%)		1 (20%)		1 (20%)		1 (20%)		5		5	20%												
		Wing-Spiker	16 (46%)		9 (26%)		5 (14%)		3 (9%)		2 (6%)		35	31%												
		<b>Total</b>	<b>36 (47%)</b>		<b>20 (26%)</b>		<b>10 (13%)</b>		<b>5 (6%)</b>		<b>6 (8%)</b>		<b>77</b>	<b>32%</b>												
	WAR	Middle Blocker	6 (40%)		4 (27%)		2 (13%)		3 (20%)		15		15	7%												
		Opposite	8 (27%)		9 (30%)		2 (7%)		6 (20%)		5 (17%)		30	-10%												
		Setter	1 (100%)								1		1	100%												
		Wing-Spiker	21 (49%)		10 (23%)		3 (7%)		5 (12%)		4 (9%)		43	28%												
		<b>Total</b>	<b>36 (40%)</b>		<b>23 (26%)</b>		<b>5 (6%)</b>		<b>13 (15%)</b>		<b>12 (13%)</b>		<b>89</b>	<b>12%</b>												
B - Block	MAA	Middle Blocker	7 (32%)		2 (9%)		5 (23%)		8 (36%)		22		22	-5%												
		Opposite	2 (40%)				2 (40%)		1 (20%)		5		5	20%												
		Setter	1 (25%)		1 (25%)		1 (25%)		1 (25%)		4		4	0%												
		Wing-Spiker	4 (36%)		2 (18%)		2 (18%)		3 (27%)		11		11	9%												
		<b>Total</b>	<b>14 (33%)</b>		<b>5 (12%)</b>		<b>10 (24%)</b>		<b>13 (31%)</b>		<b>42</b>		<b>42</b>	<b>2%</b>												
	WAR	Middle Blocker	2 (13%)		6 (40%)		4 (27%)		3 (20%)		15		15	-7%												
		Opposite	1 (33%)		1 (33%)				1 (33%)		3		3	0%												
		Wing-Spiker	2 (25%)		2 (25%)				4 (50%)		8		8	-25%												
		<b>Total</b>	<b>5 (19%)</b>		<b>9 (35%)</b>		<b>4 (15%)</b>		<b>8 (31%)</b>		<b>26</b>		<b>26</b>	<b>-12%</b>												
					0	20	40	60	0	10	20	30	40	0	5	10	15	0	10	20	0	10	20	0	50	100
			#			+			!			-			/			=			Count of SKILL			EFF		



2014-2015

DATA

BelgiumVolleyStats.be  
By Marnix Acar

© Trainerstuff.be  
By Wouter Laroy

VIZ

(20141130) WAR ~ MAA (0 ~ 3)

Skills in detail (per player position): Serve/Reception

Skill	Team	Position	Game Won					Game Lost		EFF
			#	+	!	-	/	=	Count of SKILL	
S - Serve	MAA	Middle Blocker	3 (10%)	3 (10%)	13 ( )	6 (21%)		4 (14%)	29	-3%
		Opposite		3 (30%)	2 (10%)	1 (10%)	1 (10%)	3 (30%)	10	-30%
		Setter		3 (30%)	2 ( )	2 (20%)		3 (30%)	10	-30%
		Wing-Spiker	3 (11%)		11 (11%)	6 (21%)	3 (11%)	5 (18%)	28	-7%
		<b>Total</b>	<b>6 (8%)</b>	<b>9 (12%)</b>	<b>28 (5%)</b>	<b>15 (19%)</b>	<b>4 (5%)</b>	<b>15 (19%)</b>	<b>77</b>	<b>-12%</b>
	WAR	Middle Blocker		4 (22%)	8 ( )	4 (22%)		2 (11%)	18	-11%
		Opposite	2 (13%)	4 (27%)	5 ( )	1 (7%)		3 (20%)	15	-7%
		Setter	2 (11%)	4 (22%)	6 (6%)	4 (22%)	1 (6%)	1 (6%)	18	6%
		Wing-Spiker		1 (5%)	9 (11%)	3 (16%)	2 (11%)	4 (21%)	19	-21%
		<b>Total</b>	<b>4 (6%)</b>	<b>13 (19%)</b>	<b>28 (4%)</b>	<b>12 (17%)</b>	<b>3 (4%)</b>	<b>10 (14%)</b>	<b>70</b>	<b>-9%</b>
R - Reception	MAA	Libero	8 (33%)	11 (46%)		1 (4%)	2 (8%)	2 (8%)	24	-8%
		Middle Blocker		1 (100%)					1	0%
		Wing-Spiker	4 (11%)	16 (46%)		12 (34%)	1 (3%)	2 (6%)	35	-6%
		<b>Total</b>	<b>12 (20%)</b>	<b>28 (47%)</b>		<b>13 (22%)</b>	<b>3 (5%)</b>	<b>4 (7%)</b>	<b>60</b>	<b>-7%</b>
	WAR	Libero	7 (25%)	11 (39%)		7 (25%)	1 (4%)	2 (7%)	28	-7%
		Wing-Spiker	8 (24%)	17 (50%)		3 (9%)	3 (9%)	3 (9%)	34	-9%
		<b>Total</b>	<b>15 (24%)</b>	<b>28 (45%)</b>		<b>10 (16%)</b>	<b>4 (6%)</b>	<b>5 (8%)</b>	<b>62</b>	<b>-8%</b>

■ GAME LOST ■ GAME WON



2014-2015

DATA

BelgiumVolleyStats.be  
By Marnix Acar

© Trainerstuff.be  
By Wouter Laroy

VIZ

(20141130) WAR ~ MAA (0 ~ 3)

Skills in detail (per player): Attack

A - Attack												Count of SKILL	EFF
A - Attack	MAA	3 Broshog	3 (50%)	2 (33%)		1 (17%)			6			50%	
		9 Lecat	8 (47%)	2 (12%)		4 (24%)	1 (6%)	2 (12%)	17			29%	
		10 Höhne	8 (44%)	7 (39%)		1 (6%)	2 (11%)		18			33%	
		12 Parkinson	1 (20%)	2 (40%)		2 (40%)			5			20%	
		14 Padar	14 (54%)	6 (23%)		1 (4%)	1 (4%)	4 (15%)	26			35%	
		18 Lushtaku	2 (40%)	1 (20%)		1 (20%)	1 (20%)		5			20%	
		<b>Total</b>	<b>36 (47%)</b>	<b>20 (26%)</b>		<b>10 (13%)</b>	<b>5 (6%)</b>	<b>6 (8%)</b>	<b>77</b>			<b>32%</b>	
	WAR	2 POELMAN						1 (100%)	1			-100%	
		4 DE BRABANDERE	9 (53%)	4 (24%)			1 (6%)	3 (18%)	17			29%	
		7 DEVILLE	1 (20%)	3 (60%)				1 (20%)	5			0%	
		8 BACKAERT	5 (56%)	1 (11%)			2 (22%)	1 (11%)	9			22%	
		9 De Schrijver	12 (46%)	6 (23%)		3 (12%)	4 (15%)	1 (4%)	26			27%	
		14 WAGENER	1 (100%)						1			100%	
		18 Bacci Ramos	8 (27%)	9 (30%)		2 (7%)	6 (20%)	5 (17%)	30			-10%	
<b>Total</b>	<b>36 (40%)</b>	<b>23 (26%)</b>		<b>5 (6%)</b>	<b>13 (15%)</b>	<b>12 (13%)</b>	<b>89</b>			<b>12%</b>			
		#	+	!	-	/	=						



2014-2015

DATA

BelgiumVolleyStats.be  
By Marnix Acar

© Trainerstuff.be  
By Wouter Laroy

VIZ

(20141130) WAR ~ MAA (0 ~ 3)  
Skills in detail (per player): Block

B - Block	Team	Player	Skill					Count of SKILL	EFF	
			#	+	!	-	/			
B - Block	MAA	3 Broshog	5 (56%)			1 (11%)		3 (33%)	9	22%
		9 Lecat	3 (43%)			2 (29%)		2 (29%)	7	14%
		10 Höhne	1 (25%)	2 (50%)				1 (25%)	4	0%
		12 Parkinson	2 (15%)	2 (15%)		4 (31%)		5 (38%)	13	-23%
		14 Padar	2 (40%)			2 (40%)		1 (20%)	5	20%
		18 Lushtaku	1 (25%)	1 (25%)		1 (25%)		1 (25%)	4	0%
		<b>Total</b>	<b>14 (33%)</b>	<b>5 (12%)</b>		<b>10 (24%)</b>		<b>13 (31%)</b>	<b>42</b>	<b>2%</b>
	WAR	4 DE BRABANDERE	1 (25%)	1 (25%)				2 (50%)	4	-25%
		7 DEVILLE		3 (38%)		3 (38%)		2 (25%)	8	-25%
		8 BACKAERT	2 (29%)	3 (43%)		1 (14%)		1 (14%)	7	14%
		9 De Schrijver	1 (25%)	1 (25%)				2 (50%)	4	-25%
		18 Bacci Ramos	1 (33%)	1 (33%)				1 (33%)	3	0%
	<b>Total</b>	<b>5 (19%)</b>	<b>9 (35%)</b>		<b>4 (15%)</b>		<b>8 (31%)</b>	<b>26</b>	<b>-12%</b>	
			#	+	!	-	/	=	Count of SKILL	EFF



2014-2015

DATA

BelgiumVolleyStats.be  
By Marnix Acar

© Trainerstuff.be  
By Wouter Laroy

VIZ

(20141130) WAR ~ MAA (0 ~ 3)

Skills in detail (per player): Serve

S - Serve									Count of SKILL	EFF
		#	+	!	-	/	=			
MAA	3 Broshog	1 (6%)	1 (6%)	8 ()	5 (31%)		1 (6%)	16	0%	
	9 Lecat	1 (8%)		6 (8%)	4 (31%)	1 (8%)	1 (8%)	13	0%	
	10 Höhne	2 (13%)		5 (13%)	2 (13%)	2 (13%)	4 (27%)	15	-13%	
	12 Parkinson	2 (15%)	2 (15%)	5 ()	1 (8%)		3 (23%)	13	-8%	
	14 Padar		3 (30%)	2 (10%)	1 (10%)	1 (10%)	3 (30%)	10	-30%	
	15 Finoli			1 ()				1	0%	
	18 Lushtaku		3 (33%)	1 ()	2 (22%)		3 (33%)	9	-33%	
	<b>Total</b>	<b>6 (8%)</b>	<b>9 (12%)</b>	<b>28 (5%)</b>	<b>15 (19%)</b>	<b>4 (5%)</b>	<b>15 (19%)</b>	<b>77</b>	<b>-12%</b>	
	WAR	2 POELMAN		1 (33%)	2 ()				3	0%
		4 DE BRABANDERE			7 ()	1 (11%)		1 (11%)	9	-11%
5 SOPHIE			2 (33%)	2 ()	2 (33%)			6	0%	
7 DEVILLE			2 (40%)		2 (40%)		1 (20%)	5	-20%	
8 BACKAERT			1 (10%)	6 ()	2 (20%)		1 (10%)	10	-10%	
9 De Schrijver			1 (10%)	2 (20%)	2 (20%)	2 (20%)	3 (30%)	10	-30%	
14 WAGENER		2 (17%)	2 (17%)	4 (8%)	2 (17%)	1 (8%)	1 (8%)	12	8%	
18 Bacci Ramos		2 (13%)	4 (27%)	5 ()	1 (7%)		3 (20%)	15	-7%	
<b>Total</b>	<b>4 (6%)</b>	<b>13 (19%)</b>	<b>28 (4%)</b>	<b>12 (17%)</b>	<b>3 (4%)</b>	<b>10 (14%)</b>	<b>70</b>	<b>-9%</b>		
	#	+	!	-	/	=	Count of SKILL	EFF		



2014-2015

DATA

BelgiumVolleyStats.be  
By Marnix Acar

© Trainerstuff.be  
By Wouter Laroy

VIZ

(20141130) WAR ~ MAA (0 ~ 3)  
Skills in detail (per player): Reception

R - Reception	Team	Player	Game Status						Count of SKILL	EFF
			#	+	!	-	/	=		
R - Reception	MAA	2 Dumont	8 (33%)	11 (46%)		1 (4%)	2 (8%)	2 (8%)	24	-8%
		9 Lecat	3 (13%)	10 (43%)		9 (39%)		1 (4%)	23	-4%
		10 Höhne	1 (8%)	6 (50%)		3 (25%)	1 (8%)	1 (8%)	12	-8%
		12 Parkinson		1 (100%)					1	0%
		<b>Total</b>	<b>12 (20%)</b>	<b>28 (47%)</b>		<b>13 (22%)</b>	<b>3 (5%)</b>	<b>4 (7%)</b>	<b>60</b>	<b>-7%</b>
	WAR	4 DE BRABANDERE	6 (25%)	11 (46%)		2 (8%)	3 (13%)	2 (8%)	24	-8%
		9 De Schrijver	2 (20%)	6 (60%)		1 (10%)		1 (10%)	10	-10%
		10 VERBOOMEN	7 (26%)	11 (41%)		7 (26%)	1 (4%)	1 (4%)	27	-4%
		12 ALBERT						1 (100%)	1	-100%
		<b>Total</b>	<b>15 (24%)</b>	<b>28 (45%)</b>		<b>10 (16%)</b>	<b>4 (6%)</b>	<b>5 (8%)</b>	<b>62</b>	<b>-8%</b>
		#	+	!	-	/	=	Count of SKILL	EFF	