



2014-2015

DATA

BelgiumVolleyStats.be
By Marnix Acar

© **Trainerstuff.be**
By Wouter Laroy

VIZ

Scouting data provided by: Marnix Acar - www.BelgiumVolleyStats.be

Data processing and vizualization: Wouter Laroy - www.trainerstuff.be

Questions/Remarks/Suggestions: info@belgiumvolleystats.be - wouterstrainerstuff@gmail.com

		(20141129) ROE ~ ANT				Grand Total	
		3 ~ 1					
		Set 1	Set 2	Set 3	Set 4		
		25 ~ 12	21 ~ 25	27 ~ 25	25 ~ 22		
ANT	1 Deroey	Libero	5	10	13	6	10 24
	3 Van Harskamp	Setter	22	23	28	28	23 78
	5 Van Rekom	Wing-Spiker	17	21	22	13	21 52
	7 VAN WALLE	Wing-Spiker			1		1
	8 Moreau	Opposite	15	15	32	16	15 63
	10 Jorna	Wing-Spiker	11	19	22	28	19 61
	13 DEPOVERE	Setter			3	1	4
	14 Andrei	Middle Blocker	7	14	6	11	14 24
18 COLSON	Middle Blocker	6	6	14	13	6 33	
ROE	2 TUERLINCKX	Opposite	11	17	22	17	50 17
	3 Paulides	Middle Blocker	5	8	11	7	23 8
	4 D'HULST	Setter		6			6
	5 COOLMAN	Middle Blocker	9	18	16	8	33 18
	6 DEJONCKHEERE	Libero	6	9	12	10	28 9
	9 VAN DE VELDE	Middle Blocker			2	4	6
	11 CLAES	Wing-Spiker	14	25	23	20	57 25
	12 VAN HIRTUM	Wing-Spiker	11	18	28	17	56 18
14 TERVAPORTTI	Setter	19	27	27	34	80 27	
15 ROUSSEAU	Wing-Spiker		5		4	5	
		0 50 100	0 50 100	0 50 100	0 50 100	0 50 100	
		Number of recorded actions	Number of recorded actions	Number of recorded actions	Number of recorded actions	Number of recorded actions	

■ SET WON ■ SET LOST



2014-2015

DATA

BelgiumVolleyStats.be
By Marnix Acar

© Trainerstuff.be
By Wouter Laroy

ZIV

(20141129) ROE ~ ANT (3 ~ 1)
Game analysis

TOI	ScoringActi..	TOIServe						OPPServe							
		TOIScore			OPPScore			Total	TOIScore			OPPScore			Total
		TOI	OPP	Total	TOI	OPP	Total		TOI	OPP	Total	TOI	OPP	Total	
ANT	A#	7		7		41	41	48	36		36		13	13	49
	S#	4		4				4				4	4	4	
	A=		9	9				9		2	2	9	9	11	
	A/		6	6		3	3	9		3	3	9	9	12	
	S=					14	14	14		15	15			15	
	E=												1	1	
	D=		1	1				1				3	3	3	
	B#								1		1		3	3	1
Total		11	16	27	17	41	58	85	37	20	57	22	17	39	96
ROE	A#	13		13		36	36	49	41		41		7	7	48
	S#	4		4				4				4	4	4	
	A=		9	9		2	2	11				9	9	9	
	A/		9	9		3	3	12		3	3	6	6	9	
	S=					15	15	15		14	14			14	
	E=		1	1				1						1	
	D=		3	3				3				1	1	1	
	B#					1	1	1					1	1	
Total		17	22	39	20	37	57	96	41	17	58	16	11	27	85

Attack

Block

Serve

Reception

		Count of SKILL	%SCORE	%SCORE	EFF
2 TUERLINCKX	ROE	25	72%	12%	60%
14 Andrei	ANT	12	58%	25%	33%
5 Van Rekom	ANT	23	57%	9%	48%
14 TERVAPORTTI	ROE	4	50%	0%	50%
12 VAN HIRTUM	ROE	27	48%	11%	37%
5 COOLMAN	ROE	9	44%	22%	22%
11 CLAES	ROE	31	42%	23%	19%
10 Jorna	ANT	17	41%	18%	24%
8 Moreau	ANT	39	36%	31%	5%
15 ROUSSEAUX	ROE	6	33%	17%	17%
18 COLSON	ANT	10	30%	10%	20%
3 Paulides	ROE	7	29%	57%	-29%
1 Deroey	ANT	1	0%	0%	0%
9 VAN DE VELDE	ROE	1	0%	0%	0%

		Count of SKILL	#
5 COOLMAN	ROE	14	4
3 Paulides	ROE	10	3
8 Moreau	ANT	8	3
3 Van Harskamp	ANT	10	2
11 CLAES	ROE	4	2
12 VAN HIRTUM	ROE	6	2
14 Andrei	ANT	10	2
2 TUERLINCKX	ROE	9	1
5 Van Rekom	ANT	1	1
10 Jorna	ANT	6	1
18 COLSON	ANT	8	1
7 VAN WALLE	ANT	1	
9 VAN DE VELDE	ROE	2	
14 TERVAPORTTI	ROE	7	

		Count of SKILL	%	%
8 Moreau	ANT	14	14%	29%
5 COOLMAN	ROE	18	11%	6%
14 TERVAPORTTI	ROE	18	11%	6%
5 Van Rekom	ANT	11	9%	36%
18 COLSON	ANT	16	6%	6%
2 TUERLINCKX	ROE	19		26%
3 Paulides	ROE	11		18%
3 Van Harskamp	ANT	11		18%
9 VAN DE VELDE	ROE	3		
10 Jorna	ANT	16		6%
11 CLAES	ROE	11		18%
12 VAN HIRTUM	ROE	16		25%
13 DEPOVERE	ANT	4		
14 Andrei	ANT	13		15%

		Count of SKILL	%	%	%
12 VAN HIRTUM	ROE	22	36%	23%	5%
6 DEJONCKHEERE	ROE	23	30%	35%	4%
5 Van Rekom	ANT	30	27%	30%	3%
11 CLAES	ROE	25	24%	56%	8%
10 Jorna	ANT	29	21%	34%	7%
1 Deroey	ANT	20	20%	40%	
5 COOLMAN	ROE	1			
8 Moreau	ANT	1			100%
18 COLSON	ANT	1		100%	

UPPER:
TOI = Team of Interest = Team analyzed OPP = Opponent
XXXServe = who served XXXSCORE = who got the point



2014-2015

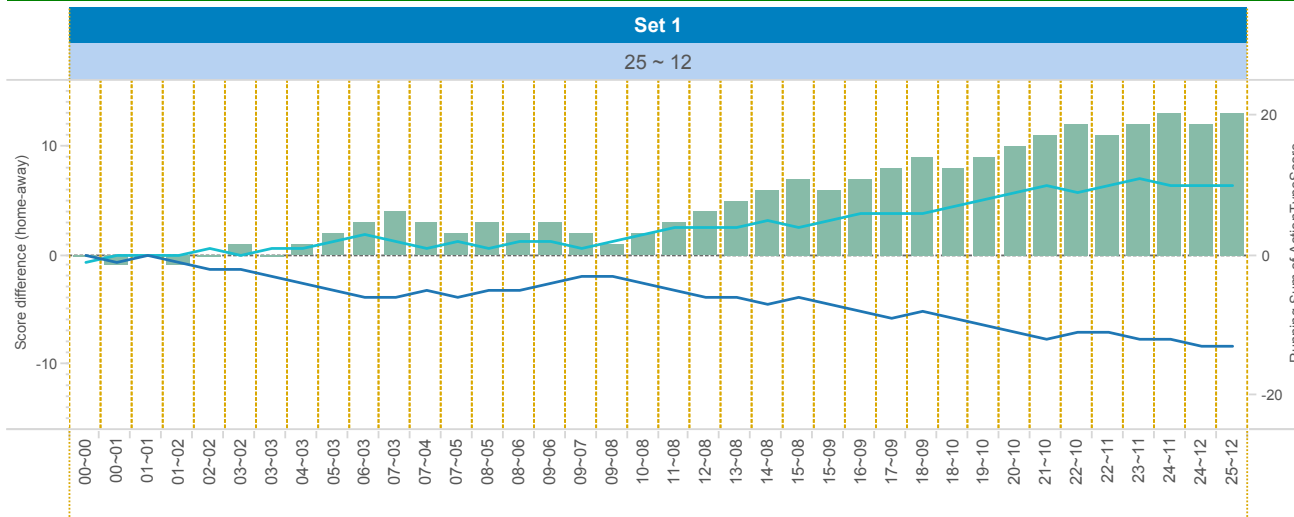
DATA

BelgiumVolleyStats.be
By Marnix Acar

© Trainerstuff.be
By Wouter laroy

VIZ

(20141129) ROE ~ ANT (3 ~ 1)
Set analysis - Set 1



TEAM_NAME

- ANT
- ROE

UPPER LEFT:

+1: A# - B# - S# -1: A=, A/, B=, B/, S=, R=, D=, F=, S=

LOWER LEFT:

TOI = Team of Interest = Team analyzed OPP = Opponent
XXXServe = who served XXXSCORE = who got the point

LOWER RIGHT:

Attack sorted on #SCORE

		Set 1													
		TOIServe						OPPServe							
		TOIScore			OPPScore			Total	TOIScore			OPPScore			Total
TOI	Scorin..	TOI	OPP	Total	TOI	OPP	Total		TOI	OPP	Total	TOI	OPP	Total	
ANT	A#	1		1		8	8	9	6		6		2	2	8
	S#	1		1			1						3	3	3
	A=		1	1			1						2	2	2
	A/												6	6	6
	S=					2	2	2		3	3				3
	E=													1	1
	D=													1	1
	Total	2	1	3	2	8	10	13	6	3	9	10	5	15	24
ROE	A#	2		2		6	6	8	8		8		1	1	9
	S#	3		3			3						1	1	1
	A=		2	2			2						1	1	1
	A/		6	6			6								
	S=					3	3	3		2	2				2
	E=		1	1			1								
	D=		1	1			1								
	Total	5	10	15	3	6	9	24	8	2	10	1	2	3	13

Attacking skills

		Count of SKILL	#SCORE	#SCORE%	NOSCORE	NOSCORE%	=SCORE	=SCORE%	EFF	
2	TUERLINCKX	ROE	3	3	100%	0	0%	0	0%	100%
11	CLAES	ROE	5	3	60%	1	20%	1	20%	40%
12	VAN HIRTUM	ROE	3	3	100%	0	0%	0	0%	100%
5	Van Rekom	ANT	4	2	50%	1	25%	1	25%	25%
8	Moreau	ANT	8	2	25%	1	13%	5	63%	-38%
3	Paulides	ROE	1	1	100%	0	0%	0	0%	100%
10	Jorna	ANT	3	1	33%	1	33%	1	33%	0%
14	Andrei	ANT	2	1	50%	0	0%	1	50%	0%
18	COLSON	ANT	2	1	50%	1	50%	0	0%	50%
14	TERVAPORTTI	ROE	1	0	0%	1	100%	0	0%	0%



2014-2015

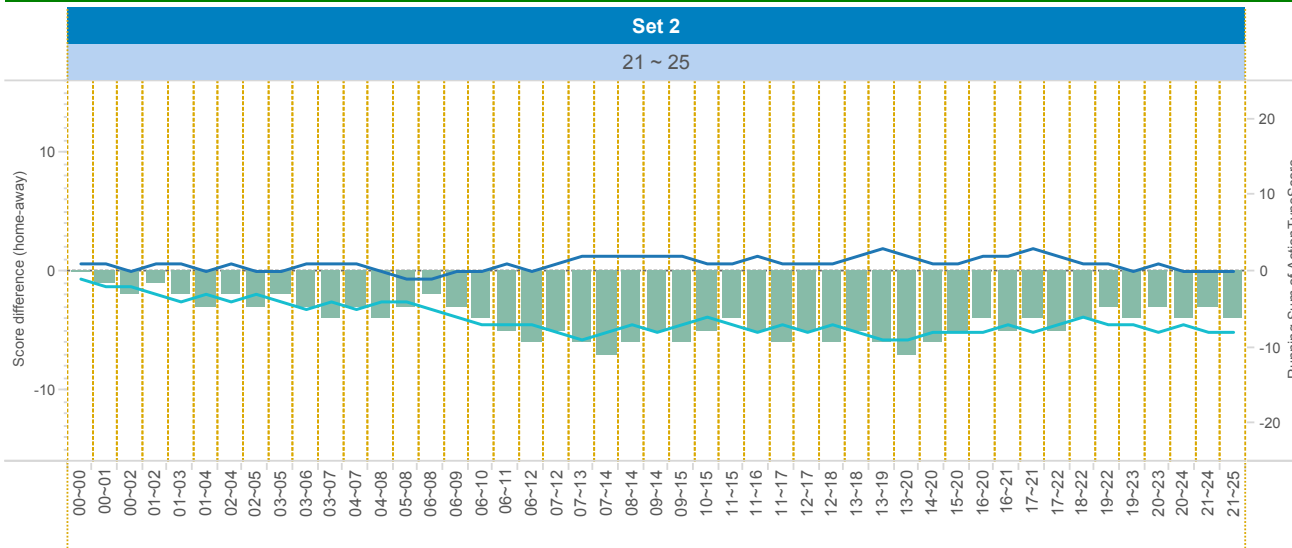
DATA

BelgiumVolleyStats.be
By Marnix Acar

© Trainerstuff.be
By Wouter Iaroy

VIZ

(20141129) ROE ~ ANT (3 ~ 1)
Set analysis - Set 2



TEAM_NAME

■ ANT

■ ROE

UPPER LEFT:

+1: A# - B# - S# -1: A=, A/, B=, B/, S=, R=, D=, F=, S=

LOWER LEFT:

TOI = Team of Interest = Team analyzed OPP = Opponent
XXXServe = who served XXXSCORE = who got the point

LOWER RIGHT:

Attack sorted on #SCORE

Attacking skills

		Set 2													
		TOIServe						OPPServe							
		TOIScore			OPPScore			Total	TOIScore			OPPScore			Total
TOI	Scorin..	TOI	OPP	Total	TOI	OPP	Total	TOI	OPP	Total	TOI	OPP	Total	Total	
ANT	A#	2		2		10	10	12	7		7		4	4	11
	S#	2		2				2							
	A=		3	3				3		1	1			1	
	A/		2	2	1		1	3		1	1	1		2	
	S=				4		4	4		7	7			7	
	D=											1		1	
	Total		4	5	9	5	10	15	24	7	9	16	2	4	6
ROE	A#	4		4		7	7	11	10		10		2	2	12
	S#											2		2	
	A=				1		1	1				3		3	
	A/		1	1	1		1	2		1	1			2	
	S=				7		7	7		4	4			4	
	D=		1	1				1							
Total		4	2	6	9	7	16	22	10	5	15	5	4	9	24

		Count of SKILL	#SCORE	#SCORE%	NOSCORE	NOSCORE%	=SCORE	=SCORE%	EFF	
11	CLAES	ROE	11	4	36%	6	55%	1	9%	27%
5	COOLMAN	ROE	5	3	60%	1	20%	1	20%	40%
5	Van Rekom	ANT	4	3	75%	1	25%	0	0%	75%
8	Moreau	ANT	6	3	50%	3	50%	0	0%	50%
12	VAN HIRTUM	ROE	7	3	43%	3	43%	1	14%	29%
14	Andrei	ANT	5	3	60%	1	20%	1	20%	40%
2	TUERLINCKX	ROE	6	2	33%	2	33%	2	33%	0%
10	Jorna	ANT	4	1	25%	2	50%	1	25%	0%
14	TERVAPORTTI	ROE	1	1	100%	0	0%	0	0%	100%
15	ROUSSEAUX	ROE	3	1	33%	1	33%	1	33%	0%
3	Paulides	ROE	1	0	0%	0	0%	1	100%	-100%
18	COLSON	ANT	2	0	0%	2	100%	0	0%	0%



2014-2015

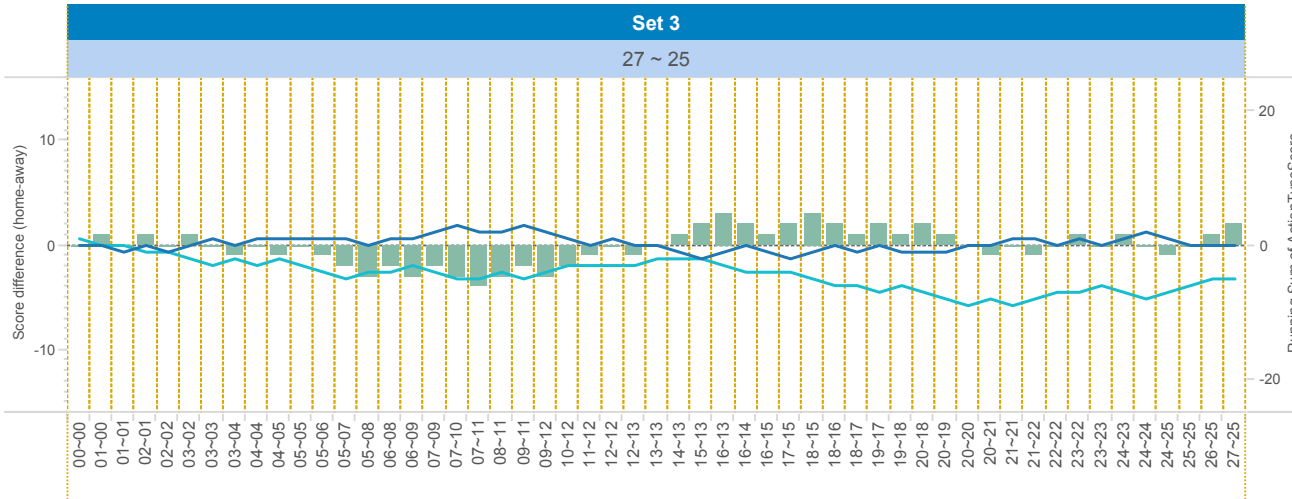
DATA

BelgiumVolleyStats.be
By Marnix Acar

© Trainerstuff.be
By Wouter Laroy

VIZ

(20141129) ROE ~ ANT (3 ~ 1)
Set analysis - Set 3



TEAM_NAME

- ANT
- ROE

UPPER LEFT:

+1: A# - B# - S# -1: A=, A/, B=, B/, S=, R=, D=, F=, S=

LOWER LEFT:

TOI = Team of Interest = Team analyzed OPP = Opponent
XXXServe = who served XXXSCORE = who got the point

LOWER RIGHT:

Attack sorted on #SCORE

		Set 3													
		TOIServe						OPPServe							
		TOIScore			OPPScore			Total	TOIScore			OPPScore			Total
TOI	Scorin..	TOI	OPP	Total	TOI	OPP	Total		TOI	OPP	Total	TOI	OPP	Total	
ANT	A#	2		2		9	9	11	11		11		5	5	16
	S#	1		1				1							
	A=		2	2				2			4		4	4	
	A/		3	3		2	2	5		1	1		1	2	
	S=					6	6	6		3	3			3	
	D=		1	1				1							
	B#								1		1				1
	Total	3	6	9	8	9	17	26	12	4	16	5	5	10	26
ROE	A#	5		5		11	11	16	9		9		2	2	11
	S#												1	1	1
	A=		4	4				4				2		2	2
	A/		1	1		1	1	2		2	2	3		3	5
	S=					3	3	3		6	6			6	
	D=											1		1	1
	B#						1	1	1						
	Total	5	5	10	4	12	16	26	9	8	17	6	3	9	26

Attacking skills

		Count of SKILL	#SCORE	#SCORE%	NOSCORE	NOSCORE%	=SCORE	=SCORE%	EFF	
2	TUERLINCKX	ROE	8	6	75%	2	25%	0	0%	75%
8	Moreau	ANT	15	5	33%	5	33%	5	33%	0%
12	VAN HIRTUM	ROE	12	4	33%	7	58%	1	8%	25%
10	Jorna	ANT	7	3	43%	3	43%	1	14%	29%
11	CLAES	ROE	9	3	33%	3	33%	3	33%	0%
5	Van Rekom	ANT	8	2	25%	5	63%	1	13%	13%
18	COLSON	ANT	3	2	67%	1	33%	0	0%	67%
5	COOLMAN	ROE	4	1	25%	2	50%	1	25%	0%
14	Andrei	ANT	1	1	100%	0	0%	0	0%	100%
3	Paulides	ROE	2	0	0%	1	50%	1	50%	-50%



2014-2015

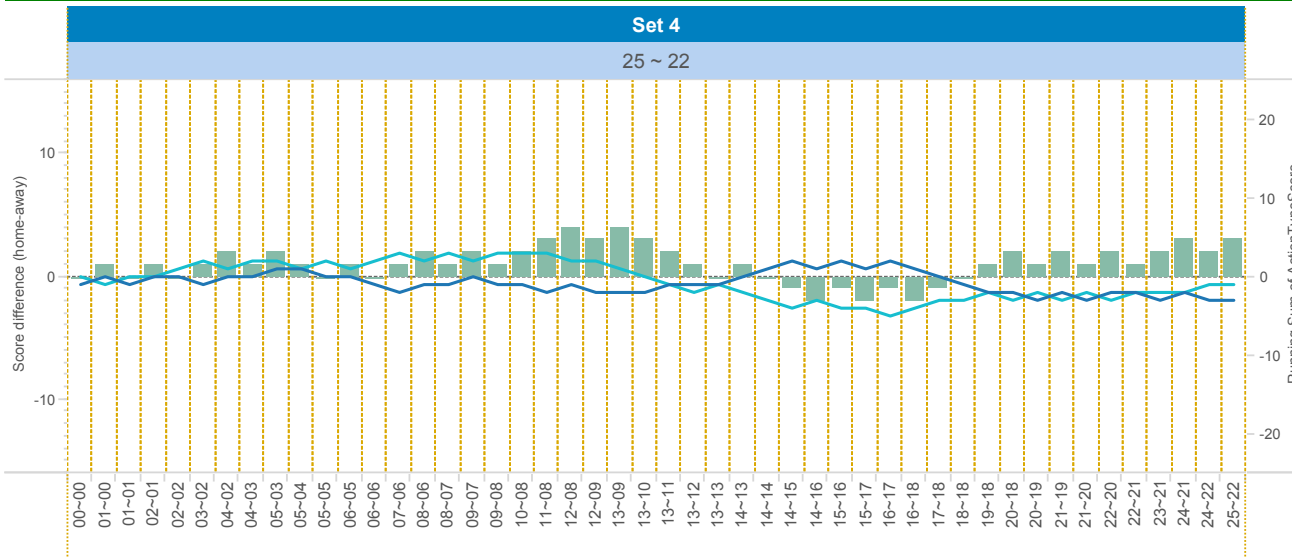
DATA

BelgiumVolleyStats.be
By Marnix Acar

© Trainerstuff.be
By Wouter Iaroy

VIZ

(20141129) ROE ~ ANT (3 ~ 1)
Set analysis - Set 4



TEAM_NAME

- ANT
- ROE

UPPER LEFT:

+1: A# - B# - S# -1: A=, A/, B=, B/, S=, R=, D=, F=, S=

LOWER LEFT:

TOI = Team of Interest = Team analyzed OPP = Opponent
XXXServe = who served XXXSCORE = who got the point

LOWER RIGHT:

Attack sorted on #SCORE

Attacking skills

		Set 4												
		TOIServe						OPPServe						
		TOISCORE		OPPSCORE		Total	TOISCORE		OPPSCORE		Total	Total		
TOI	Scorin..	TOI	OPP	Total	TOI	OPP	Total	TOI	OPP	Total	TOI	OPP	Total	
ANT	A#	2		2		14	14	16		12		2	2	14
	S#											1	1	1
	A=		3	3				3	1	1	3		3	4
	A/		1	1				1	1	1	1		1	2
	S=				2	2	2		2	2			1	2
	D=										1		1	1
	Total		2	4	6	2	14	16	22	12	4	16	5	3
ROE	A#	2		2		12	12	14	14			2	2	16
	S#	1		1				1						1
	A=		3	3	1	1	1	4			3		3	3
	A/		1	1	1	1	1	2			1		1	1
	S=				2	2	2		2	2				2
	D=		1	1				1						1
	Total		3	5	8	4	12	16	24	14	2	16	4	2

		Count of SKILL	#SCORE	#SCORE%	NOSCORE	NOSCORE%	=SCORE	=SCORE%	EFF	
2	TUERLINCKX	ROE	8	7	88%	0	0%	1	13%	75%
5	Van Rekom	ANT	7	6	86%	1	14%	0	0%	86%
8	Moreau	ANT	10	4	40%	4	40%	2	20%	20%
11	CLAES	ROE	6	3	50%	1	17%	2	33%	17%
12	VAN HIRTUM	ROE	5	3	60%	1	20%	1	20%	40%
10	Jorna	ANT	3	2	67%	1	33%	0	0%	67%
14	Andrei	ANT	4	2	50%	1	25%	1	25%	25%
3	Paulides	ROE	3	1	33%	0	0%	2	67%	-33%
14	TERVAPORTTI	ROE	2	1	50%	1	50%	0	0%	50%
15	ROUSSEAU	ROE	3	1	33%	2	67%	0	0%	33%
1	Deroey	ANT	1	0	0%	1	100%	0	0%	0%
9	VAN DE VELDE	ROE	1	0	0%	1	100%	0	0%	0%
18	COLSON	ANT	3	0	0%	2	67%	1	33%	-33%



2014-2015

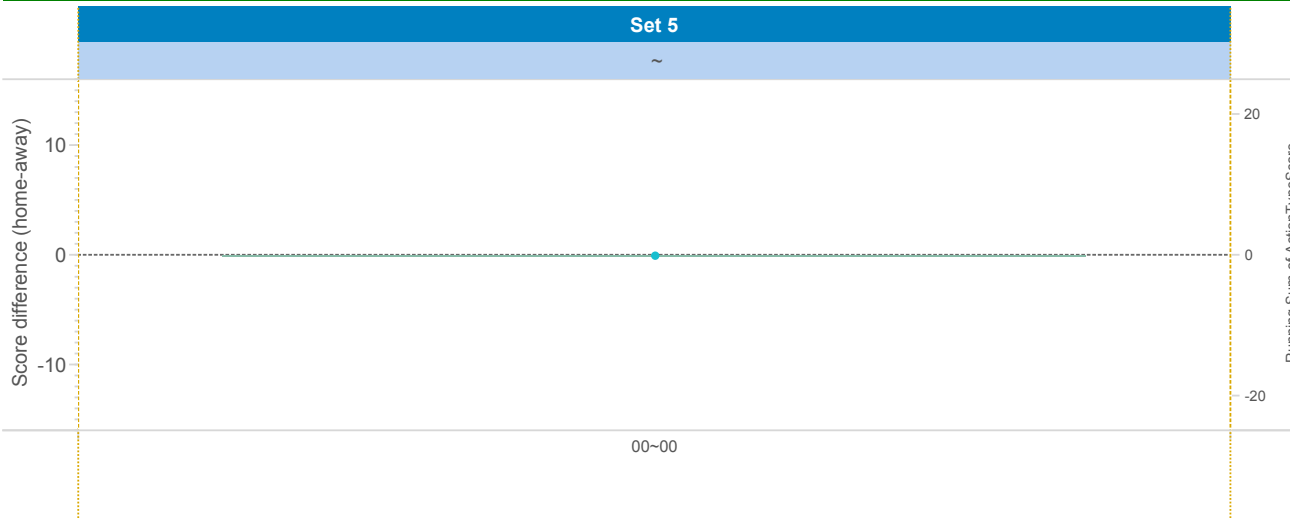
DATA

BelgiumVolleyStats.be
By Marnix Acar

© Trainerstuff.be
By Wouter Laroy

VIZ

(20141129) ROE ~ ANT (3 ~ 1)
Set analysis - Set 5



TEAM_NAME

ROE

UPPER LEFT:

+1: A# - B# - S# -1: A=, A/, B=, B/, S=, R=, D=, F=, S=

LOWER LEFT:

TOI = Team of Interest = Team analyzed OPP = Opponent
XXXServe = who served XXXSCORE = who got the point

LOWER RIGHT:

Attack sorted on #SCORE

Attacking skills

		Count of SKILL	#SCORE	#SCORE%	NOSCORE	NOSCORE%	=SCORE	=SCORE%	EFF	
2	TUERLINCKX	ROE	25	18	72%	4	16%	3	12%	60%
8	Moreau	ANT	39	14	36%	13	33%	12	31%	5%
5	Van Rekom	ANT	23	13	57%	8	35%	2	9%	48%
11	CLAES	ROE	31	13	42%	11	35%	7	23%	19%
12	VAN HIRTUM	ROE	27	13	48%	11	41%	3	11%	37%
10	Jorna	ANT	17	7	41%	7	41%	3	18%	24%
14	Andrei	ANT	12	7	58%	2	17%	3	25%	33%
5	COOLMAN	ROE	9	4	44%	3	33%	2	22%	22%
18	COLSON	ANT	10	3	30%	6	60%	1	10%	20%
3	Paulides	ROE	7	2	29%	1	14%	4	57%	-29%
14	TERVAPORTTI	ROE	4	2	50%	2	50%	0	0%	50%
15	ROUSSEAUX	ROE	6	2	33%	3	50%	1	17%	17%
1	Deroey	ANT	1	0	0%	1	100%	0	0%	0%
9	VAN DE VELDE	ROE	1	0	0%	1	100%	0	0%	0%



2014-2015

DATA

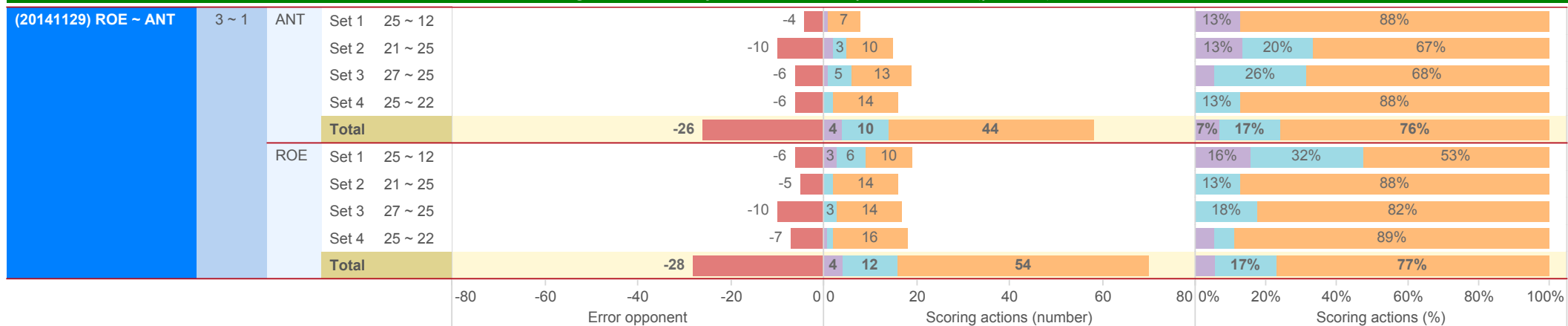
BelgiumVolleyStats.be
By Marnix Acar

© Trainerstuff.be
By Wouter Laroy

VIZ

(20141129) ROE ~ ANT (3 ~ 1)

Scoring Actions Analyzed: how were points made (per set)



S - Serve B - Block A - Attack



2014-2015

DATA

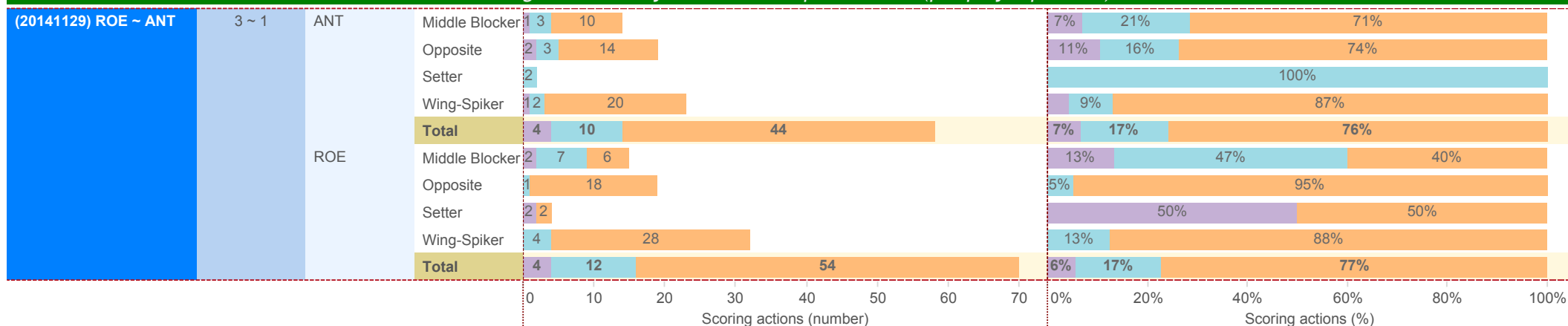
BelgiumVolleyStats.be
By Marnix Acar

© Trainerstuff.be
By Wouter Laroy

VIZ

(20141129) ROE ~ ANT (3 ~ 1)

Scoring Actions Analyzed: how were points made (per player position)



S - Serve B - Block A - Attack



2014-2015

DATA

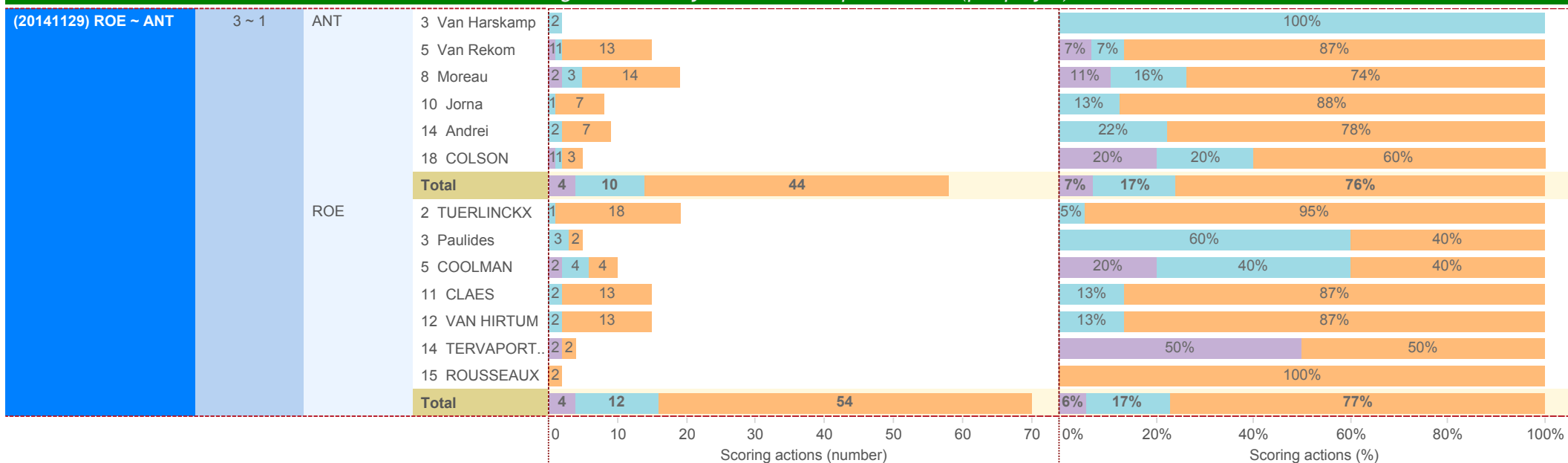
BelgiumVolleyStats.be
By Marnix Acar

© Trainerstuff.be
By Wouter Laroy

VIZ

(20141129) ROE ~ ANT (3 ~ 1)

Scoring Actions Analyzed: how were points made (per player)



S - Serve B - Block A - Attack



2014-2015

DATA

BelgiumVolleyStats.be
By Marnix Acar

© Trainerstuff.be
By Wouter Laroy

VIZ

(20141129) ROE ~ ANT (3 ~ 1)
Skills in detail (per player position): Attack/Block

A - Attack	ANT	Libero	ANT					ROE	Middle Blocker	Opposite	Setter	Wing-Spiker	Total	Count of SKILL	EFF				
			1 (100%)	5 (23%)	1 (14%)	2 (9%)	3 (14%)									1 (5%)	1		
		Middle Blocker	10 (45%)	5 (23%)	1 (14%)	2 (9%)	3 (14%)	1 (5%)	22				102	27%					
		Opposite	14 (36%)	6 (15%)	3 (15%)	4 (10%)	6 (15%)	6 (15%)	39				39	5%					
		Wing-Spiker	20 (50%)	6 (15%)	4 (8%)	5 (13%)	3 (8%)	2 (5%)	40				40	38%					
		Total	44 (43%)	18 (18%)	8 (12%)	11 (11%)	12 (12%)	9 (9%)	102				102	23%					
		ROE																	
		Middle Blocker	6 (35%)	3 (18%)	2 (18%)		3 (18%)	3 (18%)	17				110	0%					
		Opposite	18 (72%)	4 (16%)			1 (4%)	2 (8%)	25				25	60%					
		Setter	2 (50%)	1 (25%)	1 ()				4				4	50%					
		Wing-Spiker	28 (44%)	12 (19%)	4 (8%)	9 (14%)	5 (8%)	6 (9%)	64				64	27%					
		Total	54 (49%)	20 (18%)	7 (8%)	9 (8%)	9 (8%)	11 (10%)	110				110	31%					
B - Block	ANT	Middle Blocker	3 (17%)	1 (6%)	3 (56%)		10 (56%)	1 (6%)	18				44	-44%					
		Opposite	3 (38%)		2 (38%)		3 (38%)		8				8	0%					
		Setter	2 (20%)	4 (40%)	1 (30%)		3 (30%)		10				10	-10%					
		Wing-Spiker	2 (25%)	1 (13%)	1 (50%)		4 (50%)		8				8	-25%					
		Total	10 (23%)	6 (14%)	7 (45%)		20 (45%)	1 (2%)	44				44	-25%					
		ROE																	
		Middle Blocker	7 (27%)	5 (19%)	4 (38%)		10 (38%)		26				52	-12%					
		Opposite	1 (11%)	1 (11%)	1 (67%)		6 (67%)		9				9	-56%					
		Setter		1 (14%)	2 (57%)		4 (57%)		7				7	-57%					
		Wing-Spiker	4 (40%)	1 (10%)	1 (30%)		3 (30%)	1 (10%)	10				10	0%					
		Total	12 (23%)	8 (15%)	8 (44%)		23 (44%)	1 (2%)	52				52	-23%					
			0	50	0	10	20	30	0	5	10	15	20	0	50	100	-100%	0%	100%
			#	+	!	-	/	=	Count of SKILL		EFF								



2014-2015

DATA

BelgiumVolleyStats.be
By Marnix Acar

© Trainerstuff.be
By Wouter Laroy

VIZ

(20141129) ROE ~ ANT (3 ~ 1)

Skills in detail (per player position): Serve/Reception

Skill	Team	Position	Game 1 (ANT)						Total	EFF
			1	2	3	4	5	6		
S - Serve	ANT	Middle Blocker	1 (3%)	4 (14%)	12 (10%)	6 (21%)	3 (10%)	3 (10%)	29	-7%
		Opposite	2 (14%)	3 (21%)	2 ()	3 (21%)		4 (29%)	14	-14%
		Setter		4 (27%)	4 (7%)	4 (27%)	1 (7%)	2 (13%)	15	-13%
		Wing-Spiker	1 (4%)	4 (15%)	9 ()	8 (30%)		5 (19%)	27	-15%
		Total	4 (5%)	15 (18%)	27 (5%)	21 (25%)	4 (5%)	14 (16%)	85	-12%
	ROE	Middle Blocker	2 (6%)	6 (19%)	12 (9%)	6 (19%)	3 (9%)	3 (9%)	32	-3%
		Opposite		5 (26%)	3 (5%)	5 (26%)	1 (5%)	5 (26%)	19	-26%
		Setter	2 (11%)	6 (33%)	5 (6%)	3 (17%)	1 (6%)	1 (6%)	18	6%
		Wing-Spiker		8 (30%)	7 (4%)	5 (19%)	1 (4%)	6 (22%)	27	-22%
		Total	4 (4%)	25 (26%)	27 (6%)	19 (20%)	6 (6%)	15 (16%)	96	-11%
R - Reception	ANT	Libero	4 (20%)	8 (40%)		6 (30%)	2 (10%)		20	0%
		Middle Blocker		1 (100%)					1	0%
		Opposite						1 (100%)	1	-100%
		Wing-Spiker	14 (24%)	19 (32%)	1 (7%)	18 (31%)	4 (7%)	3 (5%)	59	-5%
		Total	18 (22%)	28 (35%)	1 (7%)	24 (30%)	6 (7%)	4 (5%)	81	-5%
	ROE	Libero	7 (30%)	8 (35%)	2 (9%)	3 (13%)	2 (9%)	1 (4%)	23	-4%
		Middle Blocker				1 (100%)			1	0%
		Wing-Spiker	14 (30%)	19 (40%)	1 (4%)	8 (17%)	2 (4%)	3 (6%)	47	-6%
		Total	21 (30%)	27 (38%)	3 (6%)	12 (17%)	4 (6%)	4 (6%)	71	-6%
					0 10 20 30 #	0 20 40 +	0 20 40 !	0 20 40 -	0 5 10 0 /	0 10 20 =



2014-2015

DATA

BelgiumVolleyStats.be
By Marnix Acar

© Trainerstuff.be
By Wouter Laroy

VIZ

(20141129) ROE ~ ANT (3 ~ 1)

Skills in detail (per player): Attack

A - Attack		ANT							ROE		
		1 Deroy		1 (100%)						1	0%
		5 Van Rekom	13 (57%)	4 (17%)	2 (4%)	2 (9%)	1 (4%)	1 (4%)	23	48%	
		8 Moreau	14 (36%)	6 (15%)	3 (15%)	4 (10%)	6 (15%)	6 (15%)	39	5%	
		10 Jorna	7 (41%)	2 (12%)	2 (12%)	3 (18%)	2 (12%)	1 (6%)	17	24%	
		14 Andrei	7 (58%)	1 (8%)	1 (25%)		3 (25%)		12	33%	
		18 COLSON	3 (30%)	4 (40%)		2 (20%)		1 (10%)	10	20%	
		Total	44 (43%)	18 (18%)	8 (12%)	11 (11%)	12 (12%)	9 (9%)	102	23%	
		ROE									
		2 TUERLINCKX	18 (72%)	4 (16%)			1 (4%)	2 (8%)	25	60%	
		3 Paulides	2 (29%)		1 (29%)		2 (29%)	2 (29%)	7	-29%	
		5 COOLMAN	4 (44%)	3 (33%)			1 (11%)	1 (11%)	9	22%	
		9 VAN DE VELDE			1 ()				1	0%	
		11 CLAES	13 (42%)	7 (23%)	2 (13%)	2 (6%)	4 (13%)	3 (10%)	31	19%	
		12 VAN HIRTUM	13 (48%)	4 (15%)	1 ()	6 (22%)		3 (11%)	27	37%	
		14 TERVAPORTTI	2 (50%)	1 (25%)	1 ()				4	50%	
		15 ROUSSEAU	2 (33%)	1 (17%)	1 (17%)	1 (17%)	1 (17%)		6	17%	
		Total	54 (49%)	20 (18%)	7 (8%)	9 (8%)	9 (8%)	11 (10%)	110	31%	
			#	+	!	-	/	=	Count of SKILL	EFF	



2014-2015

DATA

BelgiumVolleyStats.be
By Marnix Acar

© Trainerstuff.be
By Wouter Laroy

VIZ

(20141129) ROE ~ ANT (3 ~ 1)

Skills in detail (per player): Block

B - Block		Player	Skill					Count of SKILL	EFF		
			#	+	!	-	/				
ANT	3	Van Harskamp	2 (20%)	4 (40%)	1 (30%)			3 (30%)	10	-10%	
	5	Van Rekom	1 (100%)						1	100%	
	7	VAN WALLE		1 (100%)					1	0%	
	8	Moreau	3 (38%)		2 (38%)		3 (38%)		8	0%	
	10	Jorna	1 (17%)		1 (67%)		4 (67%)		6	-50%	
	14	Andrei	2 (20%)	1 (10%)	2 (50%)		5 (50%)		10	-30%	
	18	COLSON	1 (13%)		1 (63%)		5 (63%)	1 (13%)	8	-63%	
	Total			10 (23%)	6 (14%)	7 (45%)		20 (45%)	1 (2%)	44	-25%
	ROE	2	TUERLINCKX	1 (11%)	1 (11%)	1 (67%)		6 (67%)		9	-56%
		3	Paulides	3 (30%)	4 (40%)	1 (20%)		2 (20%)		10	10%
		5	COOLMAN	4 (29%)	1 (7%)	3 (43%)		6 (43%)		14	-14%
9		VAN DE VELDE					2 (100%)		2	-100%	
11		CLAES	2 (50%)		1 (25%)		1 (25%)		4	25%	
12		VAN HIRTUM	2 (33%)	1 (17%)			2 (33%)	1 (17%)	6	-17%	
14		TERVAPORTTI		1 (14%)	2 (57%)		4 (57%)		7	-57%	
Total			12 (23%)	8 (15%)	8 (44%)		23 (44%)	1 (2%)	52	-23%	
			#	+	!	-	/	=	Count of SKILL	EFF	



2014-2015

DATA

BelgiumVolleyStats.be
By Marnix Acar

© Trainerstuff.be
By Wouter Laroy

VIZ

(20141129) ROE ~ ANT (3 ~ 1)

Skills in detail (per player): Serve

S - Serve		(20141129) ROE ~ ANT (3 ~ 1)										Count of SKILL	EFF
		#	+	!	-	/	=	Count of SKILL		EFF			
S - Serve	ANT												
	3 Van Harskamp		3 (27%)	3 ()	3 (27%)		2 (18%)	11	-18%				
	5 Van Rekom	1 (9%)	1 (9%)	3 ()	2 (18%)		4 (36%)	11	-27%				
	8 Moreau	2 (14%)	3 (21%)	2 ()	3 (21%)		4 (29%)	14	-14%				
	10 Jorna		3 (19%)	6 ()	6 (38%)		1 (6%)	16	-6%				
	13 DEPOVERE		1 (25%)	1 (25%)	1 (25%)	1 (25%)		4	0%				
	14 Andrei		3 (23%)	6 ()	2 (15%)		2 (15%)	13	-15%				
	18 COLSON	1 (6%)	1 (6%)	6 (19%)	4 (25%)	3 (19%)	1 (6%)	16	0%				
	Total	4 (5%)	15 (18%)	27 (5%)	21 (25%)	4 (5%)	14 (16%)	85	-12%				
	ROE												
2 TUERLINCKX		5 (26%)	3 (5%)	5 (26%)	1 (5%)	5 (26%)	19	-26%					
3 Paulides		1 (9%)	5 ()	3 (27%)		2 (18%)	11	-18%					
5 COOLMAN	2 (11%)	5 (28%)	6 (11%)	2 (11%)	2 (11%)	1 (6%)	18	6%					
9 VAN DE VELDE			1 (33%)	1 (33%)	1 (33%)		3	0%					
11 CLAES		2 (18%)	4 ()	3 (27%)		2 (18%)	11	-18%					
12 VAN HIRTUM		6 (38%)	3 (6%)	2 (13%)	1 (6%)	4 (25%)	16	-25%					
14 TERVAPORTTI	2 (11%)	6 (33%)	5 (6%)	3 (17%)	1 (6%)	1 (6%)	18	6%					
Total	4 (4%)	25 (26%)	27 (6%)	19 (20%)	6 (6%)	15 (16%)	96	-11%					
		#	+	!	-	/	=	Count of SKILL	EFF				



2014-2015

DATA

BelgiumVolleyStats.be
By Marnix Acar

© Trainerstuff.be
By Wouter Laroy

VIZ

(20141129) ROE ~ ANT (3 ~ 1)
Skills in detail (per player): Reception

R - Reception	ANT	Game Outcome						Count of SKILL	EFF
		#	+	!	-	/	=		
	1 Deroy	4 (20%)	8 (40%)		6 (30%)	2 (10%)	20	0%	
	5 Van Rekom	8 (27%)	9 (30%)	1 (10%)	8 (27%)	3 (10%)	30	-3%	
	8 Moreau					1 (100%)	1	-100%	
	10 Jorna	6 (21%)	10 (34%)		10 (34%)	1 (3%)	29	-7%	
	18 COLSON		1 (100%)				1	0%	
	Total	18 (22%)	28 (35%)	1 (7%)	24 (30%)	6 (7%)	81	-5%	
	ROE								
	5 COOLMAN				1 (100%)		1	0%	
	6 DEJONCKHEERE	7 (30%)	8 (35%)	2 (9%)	3 (13%)	2 (9%)	23	-4%	
	11 CLAES	6 (24%)	14 (56%)		2 (8%)	1 (4%)	25	-8%	
	12 VAN HIRTUM	8 (36%)	5 (23%)	1 (5%)	6 (27%)	1 (5%)	22	-5%	
	Total	21 (30%)	27 (38%)	3 (6%)	12 (17%)	4 (6%)	71	-6%	
		#	+	!	-	/	=	Count of SKILL	EFF