



2014-2015

DATA

BelgiumVolleyStats.be
By Marnix Acar

© **Trainerstuff.be**
By Wouter Laroy

VIZ

Scouting data provided by: Marnix Acar - www.BelgiumVolleyStats.be

Data processing and vizualization: Wouter Laroy - www.trainerstuff.be

Questions/Remarks/Suggestions: info@belgiumvolleystats.be - wouterstrainerstuff@gmail.com

			(20141129) PUU ~ HAA				Grand Total
			3 ~ 1				
			Set 1	Set 2	Set 3	Set 4	
			25 ~ 23	22 ~ 25	25 ~ 20	25 ~ 18	
HAA	1 Tormans	Opposite			2	5	7
	2 Huysegoms	Middle Blocker	8	5	7	9	5 24
	5 Janssen	Middle Blocker	8	13	12	8	13 28
	6 Van Assche	Wing-Spiker	25	18	23	24	18 72
	7 Deroey	Wing-Spiker		2			2
	11 Van Reeth	Libero	4	4	6	4	14
	12 Verelst	Setter	23	24	32	20	24 75
	13 Steenhouwer	Wing-Spiker	28	29	24	19	29 71
	14 Verspecht	Setter				6	6
18 Sybers	Opposite	25	17	22	10	17 57	
PUU	2 KRUYNER	Setter	27	27	22	20	69 27
	4 COLSON	Wing-Spiker	18	16	23	15	56 16
	5 KOEKELKORE...	Wing-Spiker	24	20	25	16	65 20
	7 Kvalen	Setter	25	18	18	18	61 18
	9 Mijatovic	Middle Blocker	15	11	9	7	31 11
	10 DE BONT	Libero	7	7	7	13	27 7
	11 Nagy	Middle Blocker	9	9	11	11	31 9
			0 50 100	0 50 100	0 50 100	0 50 100	0 50 100
			Number of recorded actions	Number of recorded actions	Number of recorded actions	Number of recorded actions	Number of recorded actions

■ SET WON ■ SET LOST



2014-2015

DATA

BelgiumVolleyStats.be
By Marnix Acar

© Trainerstuff.be
By Wouter Laroy

VIZ

(20141129) PUU ~ HAA (3 ~ 1)
Game analysis

TOI	ScoringActi..	TOIServe						OPPServe							
		TOISCORE			OPPSCORE			Total	TOISCORE			OPPSCORE			Total
		TOI	OPP	Total	TOI	OPP	Total		TOI	OPP	Total	TOI	OPP	Total	
HAA	A#	12		12		31	31	43	36		36		17	17	53
	S#	7		7				7				5	5	5	
	A=		7	7	5	5	12		5	5	5	5	5	10	
	A/		6	6	2	2	8		1	1	15	15	16		
	S=				15	15	15		10	10				10	
	E=		1	1	1	1	2				1	1	1	1	
Total		19	14	33	23	31	54	87	36	16	52	21	22	43	95
PUU	A#	17		17		36	36	53	31		31		12	12	43
	S#	5		5				5				7	7	7	
	A=		5	5	5	5	10		5	5	7	7	12		
	A/		15	15	1	1	16		2	2	6	6	8		
	S=				10	10	10		15	15				15	
	E=			1	1		1	1		1	1	1	1	2	
Total		22	21	43	16	36	52	95	31	23	54	14	19	33	87

Attack

Block

Serve

Reception

		Count of SKILL	%SCORE	=SCORE%	EFF
2 KRUYNER	PUU	1	100%	0%	100%
12 Verelst	HAA	3	67%	0%	67%
5 Janssen	HAA	8	63%	0%	63%
5 KOEKELKOREN	PUU	26	54%	8%	46%
2 Huysegoms	HAA	12	50%	17%	33%
4 COLSON	PUU	15	47%	27%	20%
18 Sybers	HAA	45	44%	24%	20%
7 Kvalen	PUU	47	43%	13%	30%
13 Steenhouwer	HAA	30	33%	20%	13%
11 Nagy	PUU	13	31%	23%	8%
9 Mijatovic	PUU	8	25%	50%	-25%
6 Van Assche	HAA	25	20%	32%	-12%
1 Tormans	HAA	7	14%	0%	14%

		Count of SKILL	#
9 Mijatovic	PUU	14	5
4 COLSON	PUU	6	3
5 Janssen	HAA	10	3
7 Kvalen	PUU	8	3
11 Nagy	PUU	13	3
2 KRUYNER	PUU	8	2
2 Huysegoms	HAA	7	1
5 KOEKELKOREN	PUU	8	1
6 Van Assche	HAA	3	1
12 Verelst	HAA	4	1
18 Sybers	HAA	4	1
7 Deroey	HAA	1	
13 Steenhouwer	HAA	5	
14 Verspecht	HAA	1	

		Count of SKILL	#%	=%
14 Verspecht	HAA	3	33%	33%
6 Van Assche	HAA	17	12%	6%
9 Mijatovic	PUU	18	11%	6%
12 Verelst	HAA	11	9%	
11 Nagy	PUU	12	8%	
18 Sybers	HAA	12	8%	8%
13 Steenhouwer	HAA	15	7%	27%
4 COLSON	PUU	16	6%	19%
5 Janssen	HAA	19	5%	16%
2 KRUYNER	PUU	21	5%	14%
2 Huysegoms	HAA	10		50%
5 KOEKELKOREN	PUU	15		
7 Kvalen	PUU	14		21%

		Count of SKILL	#%	+%	=%
11 Van Reeth	HAA	12	42%	33%	17%
10 DE BONT	PUU	23	35%	26%	9%
6 Van Assche	HAA	35	23%	29%	3%
13 Steenhouwer	HAA	38	21%	45%	5%
4 COLSON	PUU	24	21%	46%	4%
5 KOEKELKOREN	PUU	24	21%	33%	13%
2 KRUYNER	PUU	1			100%
7 Deroey	HAA	1			

UPPER:
TOI = Team of Interest = Team analyzed OPP = Opponent
XXXServe = who served XXXSCORE = who got the point



2014-2015

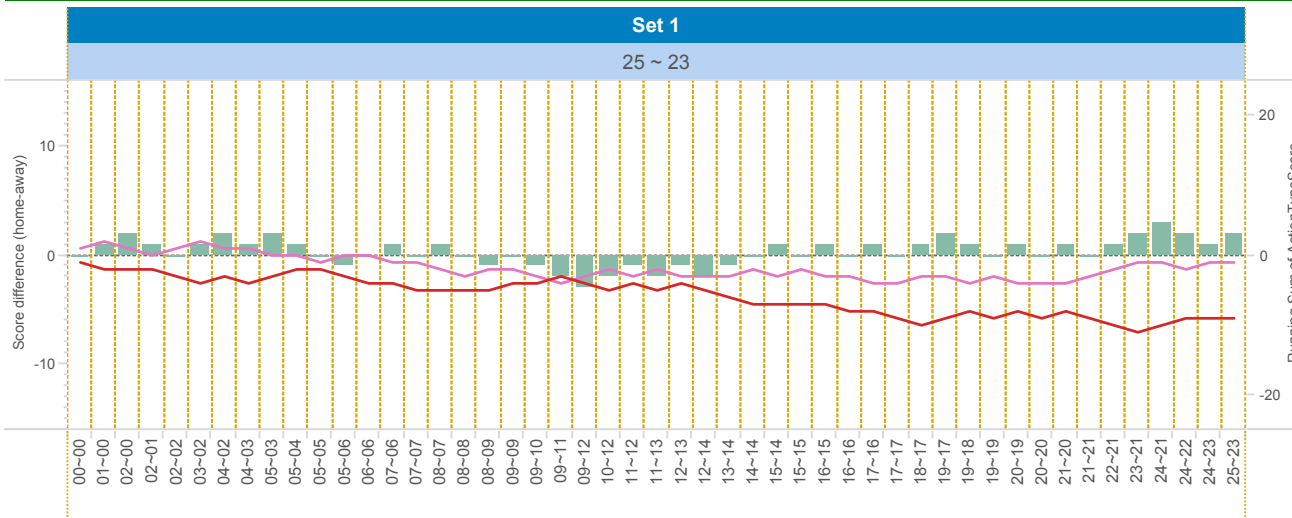
DATA

BelgiumVolleyStats.be
By Marnix Acar

© Trainerstuff.be
By Wouter laroy

VIZ

(20141129) PUU ~ HAA (3 ~ 1)
Set analysis - Set 1



TEAM_NAME

- HAA
- PUU

UPPER LEFT:

+1: A# - B# - S# -1: A=, A/, B=, B/, S=, R=, D=, F=, S=

LOWER LEFT:

TOI = Team of Interest = Team analyzed OPP = Opponent
XXXServe = who served XXXSCORE = who got the point

LOWER RIGHT:

Attack sorted on #SCORE

Attacking skills

		Set 1													
		TOIServe						OPPServe							
		TOIScore			OPPScore			Total	TOIScore			OPPScore			Total
TOI	Scorin..	TOI	OPP	Total	TOI	OPP	Total		TOI	OPP	Total	TOI	OPP	Total	
HAA	A#	3		3		7	7	10	8		8		2	2	10
	A=		4	4	3		3	7		1	1	2		2	3
	A/		1	1	2		2	3				6		6	6
	S=				3		3	3		5	5				5
	Total		3	5	8	8	7	15	23	8	6	14	8	2	10
PUU	A#	2		2		8	8	10	7		7		3	3	10
	A=		2	2	1		1	3		3	3	4		4	7
	A/		6	6				6		2	2	1		1	3
	S=				5		5	5		3	3				3
	Total		2	8	10	6	8	14	24	7	8	15	5	3	8

		Count of SKILL	#SCORE	#SCORE%	NOSCORE	NOSCORE%	=SCORE	=SCORE%	EFF
7 Kvalen	PUU	14	6	43%	7	50%	1	7%	36%
18 Sybers	HAA	17	5	29%	6	35%	6	35%	-6%
2 Huysegoms	HAA	4	3	75%	0	0%	1	25%	50%
4 COLSON	PUU	5	2	40%	1	20%	2	40%	0%
6 Van Assche	HAA	12	2	17%	4	33%	6	50%	-33%
13 Steenhouwer	HAA	4	2	50%	2	50%	0	0%	50%
11 Nagy	PUU	3	1	33%	1	33%	1	33%	0%
5 KOEKELKOREN	PUU	4	0	0%	4	100%	0	0%	0%
9 Mijatovic	PUU	4	0	0%	2	50%	2	50%	-50%



2014-2015

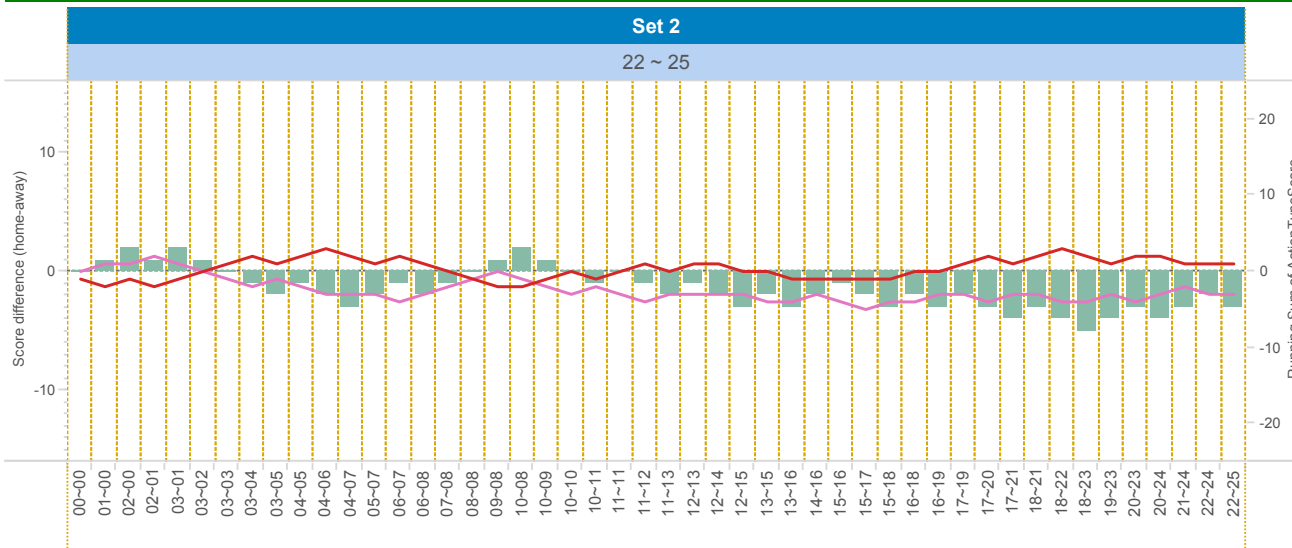
DATA

BelgiumVolleyStats.be
By Marnix Acar

© Trainerstuff.be
By Wouter Laroy

VIZ

(20141129) PUU ~ HAA (3 ~ 1)
Set analysis - Set 2



TEAM_NAME

HAA

PUU

UPPER LEFT:

+1: A# - B# - S# -1: A=, A/, B=, B/, S=, R=, D=, F=, S=

LOWER LEFT:

TOI = Team of Interest = Team analyzed OPP = Opponent
XXXServe = who served XXXSCORE = who got the point

LOWER RIGHT:

Attack sorted on #SCORE

Attacking skills

		Set 2													
		TOIServe						OPPServe							
		TOIScore			OPPScore			Total	TOIScore			OPPScore			Total
TOI	Scorin..	TOI	OPP	Total	TOI	OPP	Total	TOI	OPP	Total	TOI	OPP	Total	Total	
HAA	A#	2		2		9	9	11	10		10		3	3	13
	S#	4		4				4					2	2	2
	A=		1	1				1		2	2	1		1	3
	A/		3	3				3				2		2	2
	S=				5		5	5		2	2				2
	E=		1	1				1							
	Total		6	5	11	5	9	14	25	10	4	14	3	5	8
PUU	A#	3		3		10	10	13	9		9		2	2	11
	S#	2		2				2				4	4	4	
	A=		1	1		2	2	3				1		1	1
	A/		2	2				2				3		3	3
	S=				2		2	2		5	5				5
	E=							2				1		1	1
	Total		5	3	8	4	10	14	22	9	5	14	5	6	11

		Count of SKILL	#SCORE	#SCORE%	NOSCORE	NOSCORE%	=SCORE	=SCORE%	EFF
7 Kvalen	PUU	12	6	50%	5	42%	1	8%	42%
5 Janssen	HAA	4	3	75%	1	25%	0	0%	75%
18 Sybers	HAA	6	3	50%	3	50%	0	0%	50%
2 Huysegoms	HAA	3	2	67%	1	33%	0	0%	67%
4 COLSON	PUU	5	2	40%	2	40%	1	20%	20%
5 KOEKELKOREN	PUU	6	2	33%	2	33%	2	33%	0%
9 Mijatovic	PUU	4	2	50%	0	0%	2	50%	0%
13 Steenhouwer	HAA	7	2	29%	2	29%	3	43%	-14%
6 Van Assche	HAA	3	1	33%	2	67%	0	0%	33%
12 Verelst	HAA	1	1	100%	0	0%	0	0%	100%
11 Nagy	PUU	2	0	0%	2	100%	0	0%	0%



2014-2015

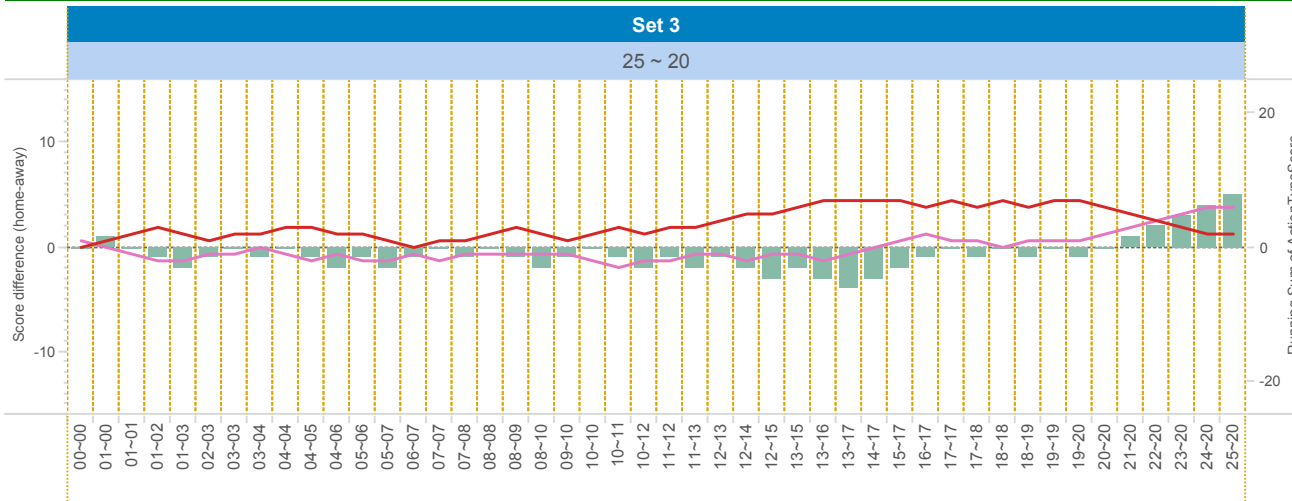
DATA

BelgiumVolleyStats.be
By Marnix Acar

© Trainerstuff.be
By Wouter Laroy

ZIV

(20141129) PUU ~ HAA (3 ~ 1)
Set analysis - Set 3



TEAM_NAME

- HAA
- PUU

UPPER LEFT:

+1: A# - B# - S# -1: A=, A/, B=, B/, S=, R=, D=, F=, S=

LOWER LEFT:

TOI = Team of Interest = Team analyzed OPP = Opponent
XXXServe = who served XXXSCORE = who got the point

LOWER RIGHT:

Attack sorted on #SCORE

		Set 3															
		TOIServe							OPPServe								
		TOISCORE			OPPSCORE				Total	TOISCORE			OPPSCORE				Total
TOI	Scorin..	TOI	OPP	Total	TOI	OPP	Total	TOI		OPP	Total	TOI	OPP	Total			
HAA	A#	4		4		8	8	12	12		12		5	5	17		
	S#	1		1			1	1					1	1	1		
	A=		1	1	1		1	2		1	1	1		1	2		
	A/		1	1				1				5		5	5		
	S=					3	3	3							3		
	E=					1	1	1							1		
	Total		5	2	7	5	8	13	20	12	1	13	6	6	12	25	
PUU	A#	5		5		12	12	17	8		8		4	4	12		
	S#	1		1			1	1					1	1	1		
	A=		1	1	1		1	2		1	1	1		1	2		
	A/		5	5				5				1		1	1		
	S=											3	3		3		
	E=											1	1		1		
	Total		6	6	12	1	12	13	25	8	5	13	2	5	7	20	

Attacking skills

		Count of SKILL	#SCORE	#SCORE%	NOSCORE	NOSCORE%	=SCORE	=SCORE%	EFF
18 Sybers	HAA	15	9	60%	2	13%	4	27%	33%
7 Kvalen	PUU	14	5	36%	7	50%	2	14%	21%
5 KOEKELKOREN	PUU	7	4	57%	3	43%	0	0%	57%
13 Steenhouwer	HAA	13	4	31%	8	62%	1	8%	23%
4 COLSON	PUU	2	2	100%	0	0%	0	0%	100%
5 Janssen	HAA	4	2	50%	2	50%	0	0%	50%
11 Nagy	PUU	4	2	50%	1	25%	1	25%	25%
6 Van Assche	HAA	3	1	33%	1	33%	1	33%	0%
1 Tormans	HAA	2	0	0%	2	100%	0	0%	0%
2 Huysegoms	HAA	2	0	0%	1	50%	1	50%	-50%
12 Verelst	HAA	1	0	0%	1	100%	0	0%	0%



2014-2015

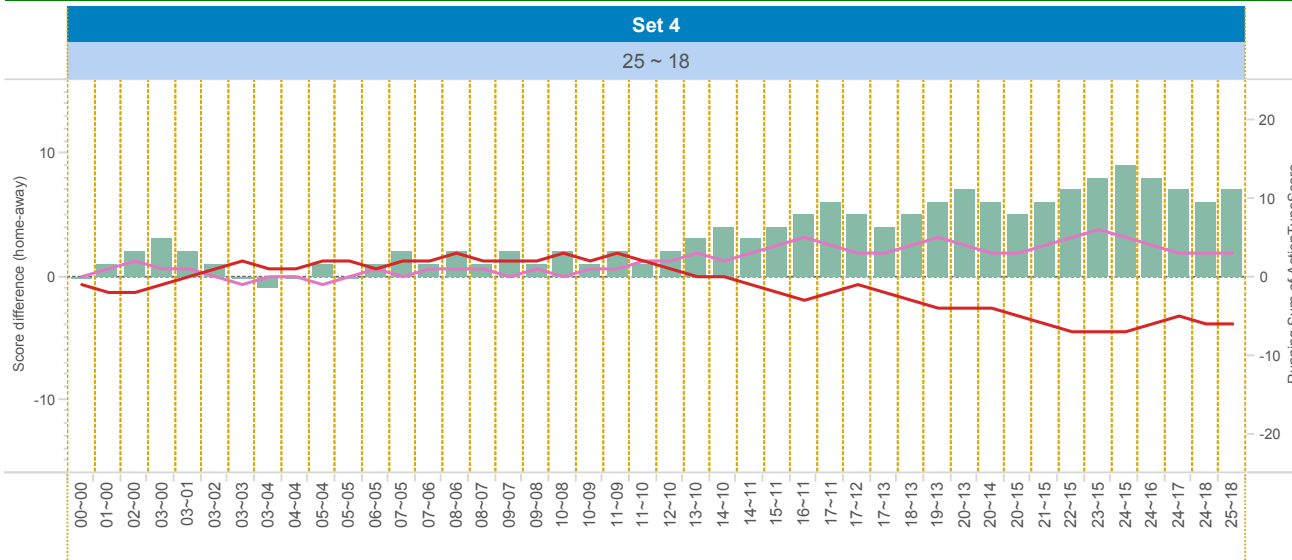
DATA

BelgiumVolleyStats.be
By Marnix Acar

© Trainerstuff.be
By Wouter Laroy

VIZ

(20141129) PUU ~ HAA (3 ~ 1)
Set analysis - Set 4



TEAM_NAME

- HAA
- PUU

UPPER LEFT:

+1: A# - B# - S# -1: A=, A/, B=, B/, S=, R=, D=, F=, S=

LOWER LEFT:

TOI = Team of Interest = Team analyzed OPP = Opponent
XXXServe = who served XXXSCORE = who got the point

LOWER RIGHT:

Attack sorted on #SCORE

Attacking skills

		Set 4													
		TOIServe						OPPServe							
		TOISCORE		OPPSCORE		Total	TOISCORE		OPPSCORE		Total	Total			
TOI	Scorin..	TOI	OPP	Total	TOI	OPP	Total	TOI	OPP	Total	TOI	OPP	Total		
HAA	A#	3		3		7	7	10		6		6	13		
	S#	2		2				2			2		2		
	A=		1	1	1		1	2		1		1	2		
	A/		1	1			1	1		1		2	3		
	S=				4		4	4		3		3	3		
	E=										1		1	1	
	Total		5	2	7	5	7	12	19	6	5	11	4	9	13
PUU	A#	7		7		6	6	13		7		7	10		
	S#	2		2				2			2		2		
	A=		1	1	1		1	2		1		1	2		
	A/		2	2	1		1	3		1		1	1		
	S=				3		3	3		4		4	4		
	E=		1	1			1	1					1		
	Total		9	4	13	5	6	11	24	7	5	12	2	5	7

		Count of SKILL	#SCORE	#SCORE%	NOSCORE	NOSCORE%	=SCORE	=SCORE%	EFF
5 KOEKLKOREN	PUU	9	8	89%	1	11%	0	0%	89%
7 Kvalen	PUU	7	3	43%	2	29%	2	29%	14%
18 Sybers	HAA	7	3	43%	3	43%	1	14%	29%
13 Steenhouwer	HAA	6	2	33%	2	33%	2	33%	0%
1 Tormans	HAA	5	1	20%	4	80%	0	0%	20%
2 Huysegoms	HAA	3	1	33%	2	67%	0	0%	33%
2 KRUYNER	PUU	1	1	100%	0	0%	0	0%	100%
4 COLSON	PUU	3	1	33%	1	33%	1	33%	0%
6 Van Assche	HAA	7	1	14%	5	71%	1	14%	0%
11 Nagy	PUU	4	1	25%	2	50%	1	25%	0%
12 Verelst	HAA	1	1	100%	0	0%	0	0%	100%



2014-2015

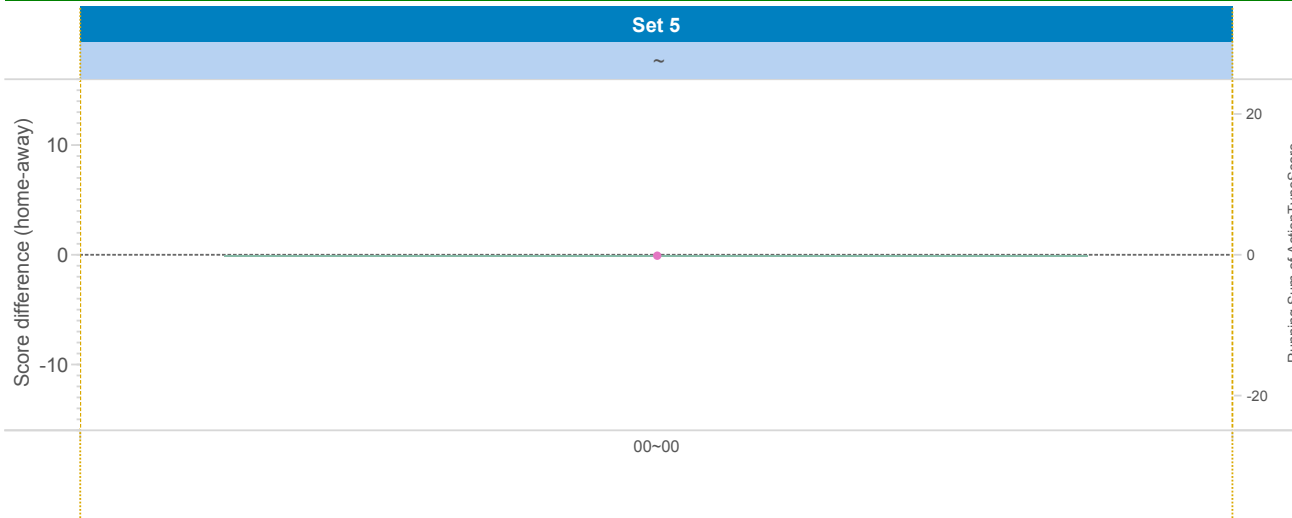
DATA

BelgiumVolleyStats.be
By Marnix Acar

© Trainerstuff.be
By Wouter Laroy

VIZ

(20141129) PUU ~ HAA (3 ~ 1)
Set analysis - Set 5



TEAM_NAME

PUU

UPPER LEFT:

+1: A# - B# - S# -1: A=, A/, B=, B/, S=, R=, D=, F=, S=

LOWER LEFT:

TOI = Team of Interest = Team analyzed OPP = Opponent
XXXServe = who served XXXSCORE = who got the point

LOWER RIGHT:

Attack sorted on #SCORE

Attacking skills

		Count of SKILL	#SCORE	#SCORE%	NOSCORE	NOSCORE%	=SCORE	=SCORE%	EFF
7 Kvalen	PUU	47	20	43%	21	45%	6	13%	30%
18 Sybers	HAA	45	20	44%	14	31%	11	24%	20%
5 KOEKELKOREN	PUU	26	14	54%	10	38%	2	8%	46%
13 Steenhouwer	HAA	30	10	33%	14	47%	6	20%	13%
4 COLSON	PUU	15	7	47%	4	27%	4	27%	20%
2 Huysegoms	HAA	12	6	50%	4	33%	2	17%	33%
5 Janssen	HAA	8	5	63%	3	38%	0	0%	63%
6 Van Assche	HAA	25	5	20%	12	48%	8	32%	-12%
11 Nagy	PUU	13	4	31%	6	46%	3	23%	8%
9 Mijatovic	PUU	8	2	25%	2	25%	4	50%	-25%
12 Verelst	HAA	3	2	67%	1	33%	0	0%	67%
1 Tormans	HAA	7	1	14%	6	86%	0	0%	14%
2 KRUYNER	PUU	1	1	100%	0	0%	0	0%	100%



2014-2015

DATA

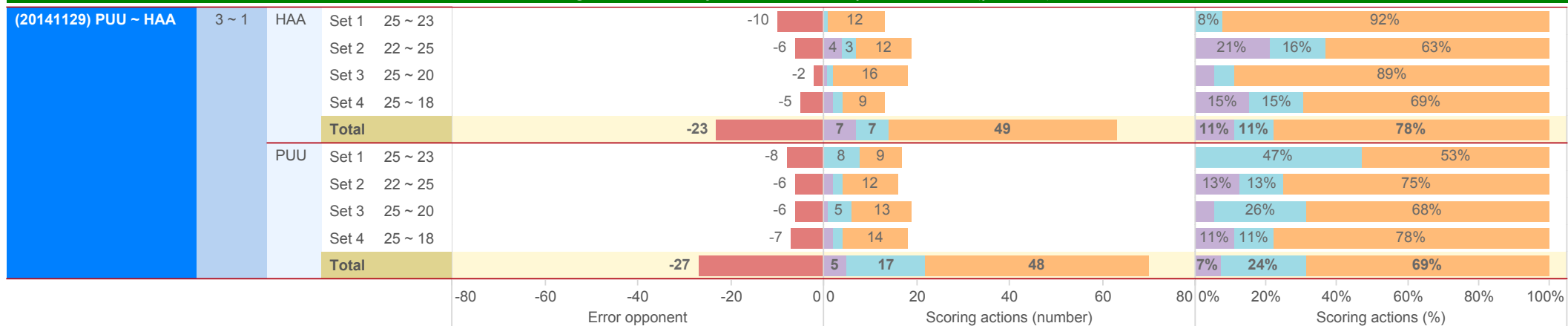
BelgiumVolleyStats.be
By Marnix Acar

© Trainerstuff.be
By Wouter Laroy

VIZ

(20141129) PUU ~ HAA (3 ~ 1)

Scoring Actions Analyzed: how were points made (per set)





2014-2015

DATA

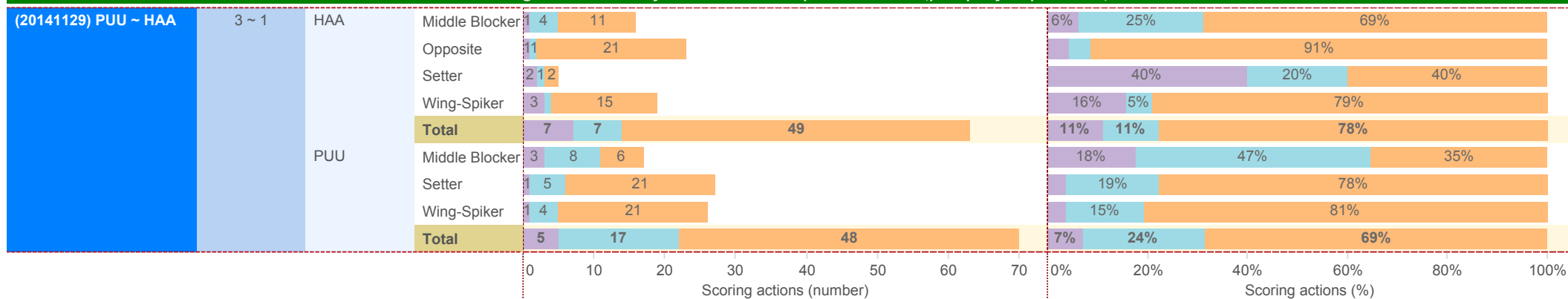
BelgiumVolleyStats.be
By Marnix Acar

© Trainerstuff.be
By Wouter Laroy

VIZ

(20141129) PUU ~ HAA (3 ~ 1)

Scoring Actions Analyzed: how were points made (per player position)



S - Serve B - Block A - Attack



2014-2015

DATA

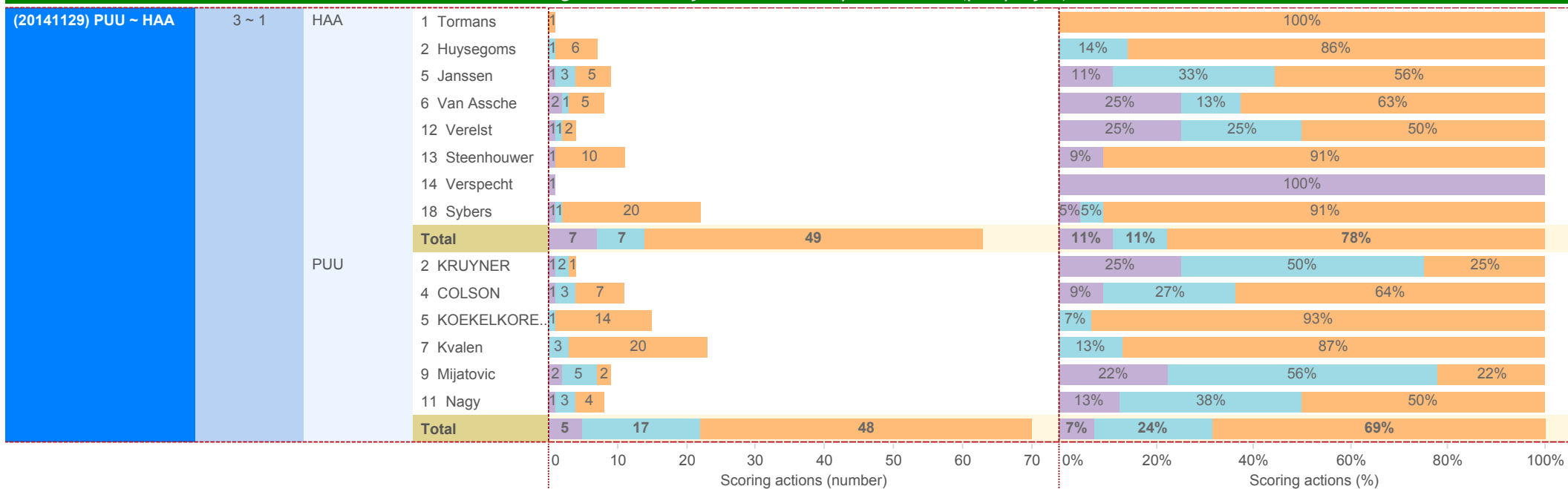
BelgiumVolleyStats.be
By Marnix Acar

© Trainerstuff.be
By Wouter Laroy

VIZ

(20141129) PUU ~ HAA (3 ~ 1)

Scoring Actions Analyzed: how were points made (per player)



S - Serve B - Block A - Attack



2014-2015

DATA

BelgiumVolleyStats.be
By Marnix Acar

© Trainerstuff.be
By Wouter Laroy

VIZ

(20141129) PUU ~ HAA (3 ~ 1)

Skills in detail (per player position): Attack/Block

A - Attack	HAA	Position	Game 1						Total	EFF
			#	+	!	-	/	=		
A - Attack	HAA	Middle Blocker	11 (55%)	2 (10%)	2 (5%)	3 (15%)	1 (5%)	1 (5%)	20	45%
		Opposite	21 (40%)	7 (13%)	4 (12%)	9 (17%)	6 (12%)	5 (10%)	52	19%
		Setter	2 (67%)			1 (33%)			3	67%
		Wing-Spiker	15 (27%)	7 (13%)	4 (18%)	15 (27%)	10 (18%)	4 (7%)	55	2%
		Total	49 (38%)	16 (12%)	10 (13%)	28 (22%)	17 (13%)	10 (8%)	130	17%
A - Attack	PUU	Middle Blocker	6 (29%)	3 (14%)		5 (24%)	4 (19%)	3 (14%)	21	-5%
		Setter	21 (44%)	5 (10%)	1 (2%)	15 (31%)	1 (2%)	5 (10%)	48	31%
		Wing-Spiker	21 (51%)	1 (2%)	3 (5%)	10 (24%)	2 (5%)	4 (10%)	41	37%
		Total	48 (44%)	9 (8%)	4 (6%)	30 (27%)	7 (6%)	12 (11%)	110	26%
B - Block	HAA	Middle Blocker	4 (24%)	2 (12%)	3 ()			8 (47%)	17	-24%
		Opposite	1 (25%)	1 (25%)				2 (50%)	4	-25%
		Setter	1 (20%)	2 (40%)				2 (40%)	5	-20%
		Wing-Spiker	1 (11%)	2 (22%)	1 ()			5 (56%)	9	-44%
		Total	7 (20%)	7 (20%)	4 ()			17 (49%)	35	-29%
B - Block	PUU	Middle Blocker	8 (30%)	6 (22%)	2 ()	2 (7%)		9 (33%)	27	-4%
		Setter	5 (31%)	2 (13%)	3 ()			6 (38%)	16	-6%
		Wing-Spiker	4 (29%)	1 (7%)	5 ()	1 (7%)		3 (21%)	14	7%
		Total	17 (30%)	9 (16%)	10 ()	3 (5%)		18 (32%)	57	-2%



2014-2015

DATA

BelgiumVolleyStats.be
By Marnix Acar

© Trainerstuff.be
By Wouter Laroy

VIZ

(20141129) PUU ~ HAA (3 ~ 1)

Skills in detail (per player position): Serve/Reception

S - Serve	HAA	Middle Blocker	1 (3%)	8 (28%)	5 (3%)	6 (21%)	1 (3%)	8 (28%)	29	-24%
			Opposite	1 (8%)	3 (25%)	5 ()	2 (17%)		1 (8%)	12
Setter	2 (14%)	3 (21%)	6 ()	2 (14%)		1 (7%)	14	7%		
Wing-Spiker	3 (9%)	5 (16%)	9 (6%)	8 (25%)	2 (6%)	5 (16%)	32	-6%		
Total	7 (8%)	19 (22%)	25 (3%)	18 (21%)	3 (3%)	15 (17%)	87	-9%		
R - Reception	PUU	Middle Blocker	3 (10%)	10 (33%)	10 ()	6 (20%)	1 (3%)	30	7%	
		Setter	1 (3%)	11 (31%)	10 (3%)	6 (17%)	1 (3%)	35	-14%	
		Wing-Spiker	1 (3%)	6 (19%)	11 (3%)	9 (29%)	1 (3%)	31	-6%	
		Total	5 (5%)	27 (28%)	31 (2%)	21 (22%)	2 (2%)	10 (10%)	96	-5%
R - Reception	HAA	Libero	5 (42%)	4 (33%)		1 (8%)	2 (17%)	12	-17%	
		Wing-Spiker	16 (22%)	27 (36%)		26 (35%)	2 (3%)	3 (4%)	74	-4%
		Total	21 (24%)	31 (36%)		27 (31%)	2 (2%)	5 (6%)	86	-6%
		R - Reception	PUU	Libero	8 (35%)	6 (26%)		7 (30%)	2 (9%)	23
Setter							1 (100%)	1	-100%	
Wing-Spiker	10 (21%)			19 (40%)		12 (25%)	3 (6%)	4 (8%)	48	-8%
Total	18 (25%)			25 (35%)		19 (26%)	3 (4%)	7 (10%)	72	-10%
			0 10 20 30	0 20 40	0 20 40	0 20 40	0 2 4	0 10 20	0 50 100	-100% 0%
			#	+	!	-	/	=	Count of SKILL	EFF



2014-2015

DATA

BelgiumVolleyStats.be
By Marnix Acar

© Trainerstuff.be
By Wouter Laroy

VIZ

(20141129) PUU ~ HAA (3 ~ 1)
Skills in detail (per player): Attack

A - Attack	HAA	Player	Game Outcome						Count of SKILL	EFF
			#	+	!	-	/	=		
		1 Tormans	1 (14%)	4 (57%)		2 (29%)		7	14%	
		2 Huysegoms	6 (50%)		2 (8%)	2 (17%)	1 (8%)	12	33%	
		5 Janssen	5 (63%)	2 (25%)		1 (13%)		8	63%	
		6 Van Assche	5 (20%)	2 (8%)	1 (24%)	9 (36%)	6 (24%)	25	-12%	
		12 Verelst	2 (67%)			1 (33%)		3	67%	
		13 Steenhouwer	10 (33%)	5 (17%)	3 (13%)	6 (20%)	4 (13%)	30	13%	
		18 Sybers	20 (44%)	3 (7%)	4 (13%)	7 (16%)	6 (13%)	45	20%	
		Total	49 (38%)	16 (12%)	10 (13%)	28 (22%)	17 (13%)	130	17%	
	PUU	2 KRUYNER	1 (100%)					1	100%	
		4 COLSON	7 (47%)			4 (27%)	2 (13%)	15	20%	
		5 KOEKELKOREN	14 (54%)	1 (4%)	3 ()	6 (23%)	2 (8%)	26	46%	
		7 Kvalen	20 (43%)	5 (11%)	1 (2%)	15 (32%)	1 (2%)	47	30%	
		9 Mijatovic	2 (25%)	1 (13%)		1 (13%)	3 (38%)	8	-25%	
		11 Nagy	4 (31%)	2 (15%)		4 (31%)	1 (8%)	13	8%	
		Total	48 (44%)	9 (8%)	4 (6%)	30 (27%)	7 (6%)	110	26%	
			#	+	!	-	/	=	Count of SKILL	EFF



2014-2015

DATA

BelgiumVolleyStats.be
By Marnix Acar

© Trainerstuff.be
By Wouter Laroy

VIZ

(20141129) PUU ~ HAA (3 ~ 1)
Skills in detail (per player): Block

B - Block	Team	Player	Skill					Count of SKILL	EFF		
			#	+	!	-	/				
B - Block	HAA	2 Huysegoms	1 (14%)			2 ()			4 (57%)	7	-43%
		5 Janssen	3 (30%)	2 (20%)		1 ()			4 (40%)	10	-10%
		6 Van Assche	1 (33%)						2 (67%)	3	-33%
		7 Deroey							1 (100%)	1	-100%
		12 Verelst	1 (25%)	2 (50%)					1 (25%)	4	0%
		13 Steenhouer		2 (40%)		1 ()			2 (40%)	5	-40%
		14 Verspecht							1 (100%)	1	-100%
		18 Sybers	1 (25%)	1 (25%)					2 (50%)	4	-25%
	Total	7 (20%)	7 (20%)	4 ()				17 (49%)	35	-29%	
	PUU	2 KRUYNER	2 (25%)			1 ()			5 (63%)	8	-38%
		4 COLSON	3 (50%)			1 ()			2 (33%)	6	17%
		5 KOEKELKOREN	1 (13%)	1 (13%)		4 ()	1 (13%)		1 (13%)	8	0%
		7 Kvalen	3 (38%)	2 (25%)		2 ()			1 (13%)	8	25%
		9 Mijatovic	5 (36%)	3 (21%)		1 (7%)			5 (36%)	14	0%
11 Nagy		3 (23%)	3 (23%)		2 ()	1 (8%)		4 (31%)	13	-8%	
Total	17 (30%)	9 (16%)	10 ()	3 (5%)			18 (32%)	57	-2%		
		#	+	!	-	/	=	Count of SKILL	EFF		



2014-2015

DATA

BelgiumVolleyStats.be
By Marnix Acar

© Trainerstuff.be
By Wouter Laroy

VIZ

(20141129) PUU ~ HAA (3 ~ 1)
Skills in detail (per player): Serve

S - Serve	Team	Player	Game Outcome						Count of SKILL	EFF
			#	+	!	-	/	=		
S - Serve	HAA	2 Huysegoms		3 (30%)	2 ()			5 (50%)	10	-50%
		5 Janssen	1 (5%)	5 (26%)	3 (5%)	6 (32%)	1 (5%)	3 (16%)	19	-11%
		6 Van Assche	2 (12%)	3 (18%)	4 (6%)	6 (35%)	1 (6%)	1 (6%)	17	6%
		12 Verelst	1 (9%)	3 (27%)	6 ()	1 (9%)			11	9%
		13 Steenhouer	1 (7%)	2 (13%)	5 (7%)	2 (13%)	1 (7%)	4 (27%)	15	-20%
		14 Verspecht	1 (33%)			1 (33%)		1 (33%)	3	0%
		18 Sybers	1 (8%)	3 (25%)	5 ()	2 (17%)		1 (8%)	12	0%
	Total	7 (8%)	19 (22%)	25 (3%)	18 (21%)	3 (3%)	15 (17%)	87	-9%	
	PUU	2 KRUYNER	1 (5%)	6 (29%)	7 (5%)	3 (14%)	1 (5%)	3 (14%)	21	-10%
		4 COLSON	1 (6%)	4 (25%)	4 (6%)	3 (19%)	1 (6%)	3 (19%)	16	-13%
		5 KOEKELKOREN		2 (13%)	7 ()	6 (40%)			15	0%
		7 Kvalen		5 (36%)	3 ()	3 (21%)		3 (21%)	14	-21%
		9 Mijatovic	2 (11%)	6 (33%)	5 ()	4 (22%)		1 (6%)	18	6%
11 Nagy		1 (8%)	4 (33%)	5 ()	2 (17%)			12	8%	
Total	5 (5%)	27 (28%)	31 (2%)	21 (22%)	2 (2%)	10 (10%)	96	-5%		
		#	+	!	-	/	=	Count of SKILL	EFF	



2014-2015

DATA

BelgiumVolleyStats.be
By Marnix Acar

© Trainerstuff.be
By Wouter Laroy

VIZ

(20141129) PUU ~ HAA (3 ~ 1)
Skills in detail (per player): Reception

R - Reception	Team	Player	Game Lost					Game Won		Count of SKILL	EFF
			#	+	!	-	/	=			
R - Reception	HAA	6 Van Assche	8 (23%)	10 (29%)			15 (43%)	1 (3%)	1 (3%)	35	-3%
		7 Deroey					1 (100%)			1	0%
		11 Van Reeth	5 (42%)	4 (33%)			1 (8%)		2 (17%)	12	-17%
		13 Steenhouwer	8 (21%)	17 (45%)			10 (26%)	1 (3%)	2 (5%)	38	-5%
		Total	21 (24%)	31 (36%)			27 (31%)	2 (2%)	5 (6%)	86	-6%
	PUU	2 KRUYNER							1 (100%)	1	-100%
		4 COLSON	5 (21%)	11 (46%)			5 (21%)	2 (8%)	1 (4%)	24	-4%
		5 KOEKELKOREN	5 (21%)	8 (33%)			7 (29%)	1 (4%)	3 (13%)	24	-13%
		10 DE BONT	8 (35%)	6 (26%)			7 (30%)		2 (9%)	23	-9%
		Total	18 (25%)	25 (35%)			19 (26%)	3 (4%)	7 (10%)	72	-10%
			#	+	!	-	/	=	Count of SKILL	EFF	