



2014-2015

DATA

BelgiumVolleyStats.be
By Marnix Acar

© Trainerstuff.be
By Wouter Laroy

VIZ

Scouting data provided by: Marnix Acar - www.BelgiumVolleyStats.be

Data processing and vizualization: Wouter Laroy - www.trainerstuff.be

Questions/Remarks/Suggestions: info@belgiumvolleystats.be - wouterstrainerstuff@gmail.com

		(20141129) GEN ~ MEN				Grand Total	
		3 ~ 1					
		Set 1	Set 2	Set 3	Set 4		
		25 ~ 22	25 ~ 20	25 ~ 27	28 ~ 26		
GEN	1 Christiaens	Wing-Spiker	22	20	18	23	65 18
	2 Vandecaveye	Wing-Spiker				19	19
	3 DEVRIESE	Middle Blocker	12	10	11	10	32 11
	4 De Paepe	Middle Blocker	8	11	10	7	26 10
	7 COENEN	Middle Blocker				4	4
	9 Vandecaveye	Wing-Spiker	14	19	19	3	36 19
	11 DEGRUYTER	Setter	10	12	6	7	29 6
	14 Tholse	Wing-Spiker	17	12	17	18	47 17
18 Nagels	Libero	8	8	15	12	28 15	
MEN	1 VAN HAARLEM	Setter	5	4	9		9 9
	3 SINNESAEEL	Middle Blocker	8	7	9	12	9 27
	5 Martinez Gion	Wing-Spiker	3		14	25	14 28
	6 LEMAY	Libero	7	9	10	4	10 20
	7 Louati	Wing-Spiker	22	32	25	21	25 75
	8 VER EECKE	Wing-Spiker	17	20			37
	9 BALDUYCK	Opposite		7	11		11 7
	10 COX	Opposite	15	12	5	16	5 43
	11 DELANGHE	Middle Blocker	8	8	10	10	10 26
	14 COSEMANS	Setter			1	12	12
		0	0	0	0	0	
		50	50	50	50	50	
		100	100	100	100	100	
		Number of recorded actions					Number of recorded actions

■ SET WON ■ SET LOST



2014-2015

DATA

BelgiumVolleyStats.be
By Marnix Acar

© Trainerstuff.be
By Wouter Laroy

VIZ

(20141129) GEN ~ MEN (3 ~ 1)
Game analysis

TOI	ScoringActi..	TOIServe						OPPServe								
		TOIScore			OPPScore			Total	TOIScore			OPPScore			Total	
		TOI	OPP	Total	TOI	OPP	Total		TOI	OPP	Total	TOI	OPP	Total		
GEN	A#	11		11	1	40	41	52	42	1	43			17	17	60
	S#	6		6			6	6					4	4	4	
	A=		15	15	2		2	17		4	4	6		6	10	
	A/		10	10	2		2	12		3	3	8		8	11	
	S=				13		13	13		9	9			9	9	
	E=				1		1	1		1	1			1	1	
	F=				1		1	1								
	D=									1	1					1
	Total	17	25	42	20	40	60	102	42	19	61	14	21	35	96	
MEN	A#	17		17	1	42	43	60	40	1	41			11	11	52
	S#	4		4			4	4					6	6	6	
	A=		6	6	4		4	10		2	2	15		15	17	
	A/		8	8	3		3	11		2	2	10		10	12	
	S=				9		9	9		13	13			13	13	
	E=				1		1	1		1	1			1	1	
	F=									1	1				1	
	D=				1		1	1								
	Total	21	14	35	19	42	61	96	40	20	60	25	17	42	102	

Attack

		Count of SKILL	%SCORE	%SCORE	EFF
1 VAN HAARLEM	MEN	1	100%	0%	100%
7 COENEN	GEN	1	100%	0%	100%
2 Vandecaveye	GEN	7	71%	14%	57%
11 DELANGHE	MEN	11	64%	9%	55%
4 De Paepe	GEN	9	56%	22%	33%
1 Christiaens	GEN	24	50%	17%	33%
7 Louati	MEN	47	47%	17%	30%
8 VER EECKE	MEN	12	42%	17%	25%
3 DEVRIESE	GEN	15	40%	7%	33%
11 DEGRUYTER	GEN	5	40%	0%	40%
10 COX	MEN	37	38%	30%	8%
14 Tholse	GEN	37	38%	19%	19%
3 SINNESAEL	MEN	8	38%	38%	0%
9 Vandecaveye	GEN	26	35%	12%	23%
5 Martinez Gion	MEN	10	30%	40%	-10%
9 BALDUYCK	MEN	11	27%	18%	9%
14 COSEMANS	MEN	2	0%	50%	-50%

Block

		Count of SKILL	#
3 SINNESAEL	MEN	11	5
4 De Paepe	GEN	9	5
2 Vandecaveye	GEN	4	3
14 Tholse	GEN	8	3
7 Louati	MEN	3	2
11 DEGRUYTER	GEN	4	2
14 COSEMANS	MEN	4	2
9 BALDUYCK	MEN	3	1
1 Christiaens	GEN	4	
1 VAN HAARLEM	MEN	1	
3 DEVRIESE	GEN	6	
5 Martinez Gion	MEN	1	
7 COENEN	GEN	1	
10 COX	MEN	1	
11 DELANGHE	MEN	5	

Serve

		Count of SKILL	%	%
1 VAN HAARLEM	MEN	12	25%	8%
3 DEVRIESE	GEN	19	16%	16%
7 Louati	MEN	13	8%	8%
1 Christiaens	GEN	14	7%	14%
4 De Paepe	GEN	16	6%	13%
11 DEGRUYTER	GEN	23	4%	13%
2 Vandecaveye	GEN	3		
3 SINNESAEL	MEN	15		7%
5 Martinez Gion	MEN	12		17%
7 COENEN	GEN	2		50%
8 VER EECKE	MEN	8		13%
9 BALDUYCK	MEN	3		33%
9 Vandecaveye	GEN	10		10%
10 COX	MEN	8		13%
11 DELANGHE	MEN	18		6%
14 COSEMANS	MEN	7		
14 Tholse	GEN	15		7%

Reception

		Count of SKILL	%	%	%
6 LEMAY	MEN	25	48%	16%	8%
18 Nagels	GEN	34	29%	18%	9%
7 Louati	MEN	31	26%	19%	3%
5 Martinez Gion	MEN	17	24%	41%	
9 Vandecaveye	GEN	14	21%	29%	
1 Christiaens	GEN	35	14%	29%	
8 VER EECKE	MEN	16	13%	31%	19%
2 Vandecaveye	GEN	3		33%	
11 DEGRUYTER	GEN	1			100%

UPPER:

TOI = Team of Interest = Team analyzed OPP = Opponent
 XXXServe = who served XXXSCORE = who got the point



2014-2015

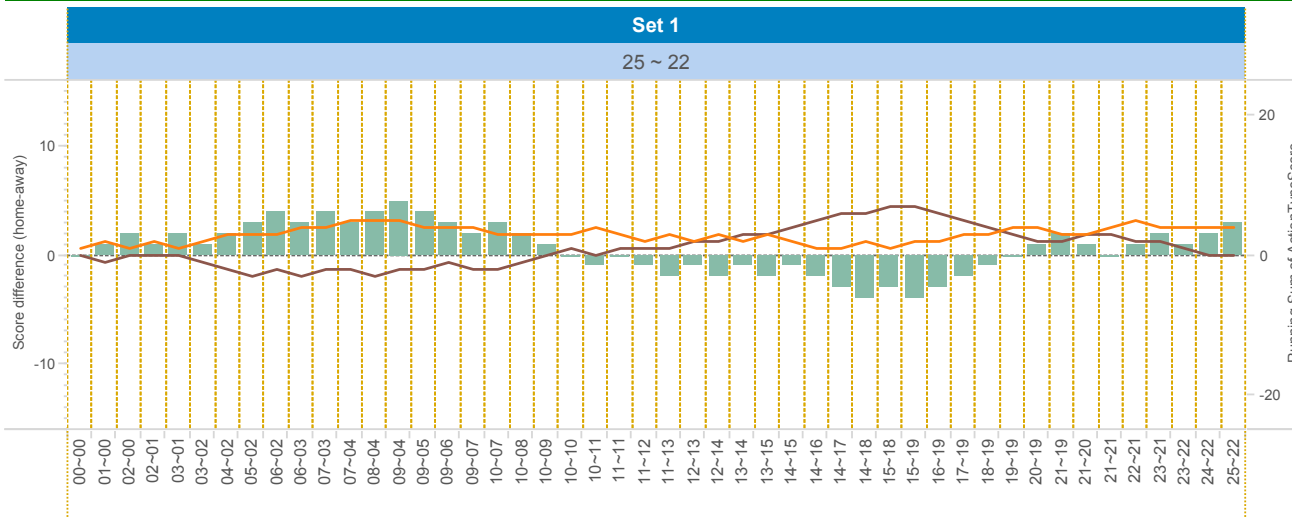
DATA

BelgiumVolleyStats.be
By Marnix Acar

© Trainerstuff.be
By Wouter Iaroy

VIZ

(20141129) GEN ~ MEN (3 ~ 1)
Set analysis - Set 1



TEAM_NAME

- GEN
- MEN

UPPER LEFT:

+1: A# - B# - S# -1: A=, A/, B=, B/, S=, R=, D=, F=, S=

LOWER LEFT:

TOI = Team of Interest = Team analyzed OPP = Opponent
XXXServe = who served XXXSCORE = who got the point

LOWER RIGHT:

Attack sorted on #SCORE

Attacking skills

		Set 1													
		TOIServe						OPPServe							
		TOIScore			OPPScore			Total	TOIScore			OPPScore			Total
TOI	Scorin..	TOI	OPP	Total	TOI	OPP	Total		TOI	OPP	Total	TOI	OPP	Total	
GEN	A#				8	8	8	12	12			7	7	19	
	S#	2		2			2							2	
	A=		6	6			6		2	2		2	2	4	
	A/		3	3	1		1								
	S=				3		3	3							
	F=				1		1	1							
	Total		2	9	11	5	8	13	24	12	2	14	2	7	9
MEN	A#	7		7		12	12	19	8		8			8	
	S#											2	2	2	
	A=		2	2	2		2	4				6	6	6	
	A/								1	1		3	3	4	
	S=								3	3				3	
	F=								1	1				1	
	Total		7	2	9	2	12	14	23	8	5	13	9	2	11

		Count of SKILL	#SCORE	#SCORE%	NOSCORE	NOSCORE%	=SCORE	=SCORE%	EFF	
1	Christiaens	GEN	8	5	63%	3	38%	0	0%	63%
7	Louati	MEN	10	5	50%	3	30%	2	20%	30%
11	DELANGHE	MEN	4	4	100%	0	0%	0	0%	100%
10	COX	MEN	13	3	23%	3	23%	7	54%	-31%
8	VER EECKE	MEN	5	2	40%	2	40%	1	20%	20%
9	Vandecaveye	GEN	5	2	40%	3	60%	0	0%	40%
14	Tholse	GEN	12	2	17%	8	67%	2	17%	0%
3	DEVRIESE	GEN	4	1	25%	3	75%	0	0%	25%
3	SINNESAEEL	MEN	2	1	50%	0	0%	1	50%	0%
4	De Paepe	GEN	2	1	50%	0	0%	1	50%	0%
11	DEGRUYTER	GEN	3	1	33%	2	67%	0	0%	33%



2014-2015

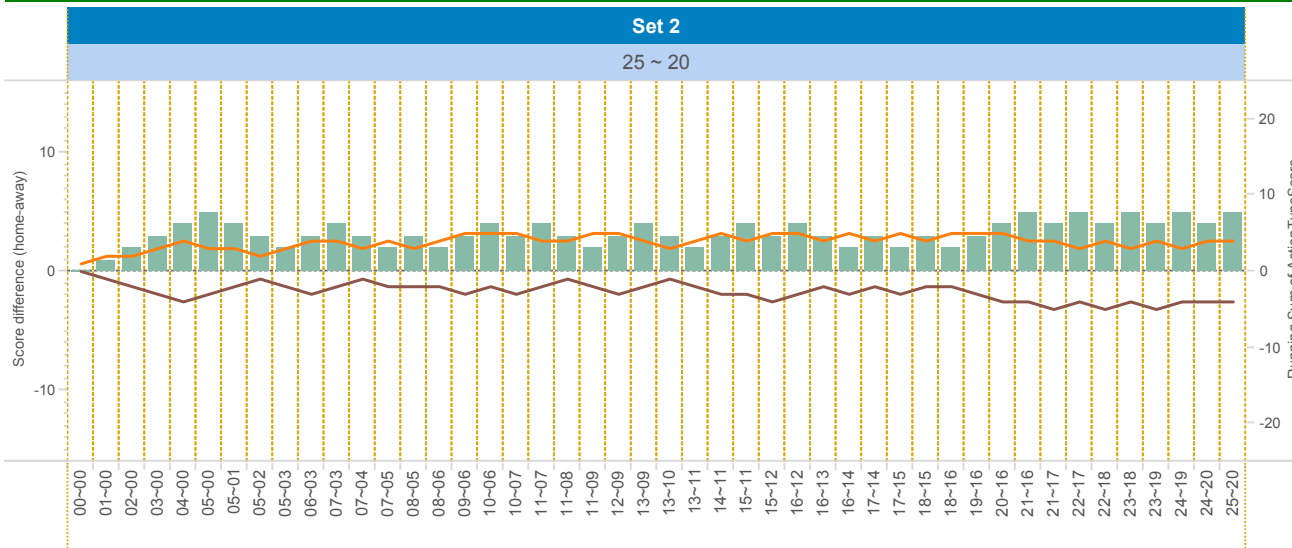
DATA

BelgiumVolleyStats.be
By Marnix Acar

© Trainerstuff.be
By Wouter Laroy

VIZ

(20141129) GEN ~ MEN (3 ~ 1)
Set analysis - Set 2



TEAM_NAME

- GEN
- MEN

UPPER LEFT:

+1: A# - B# - S# -1: A=, A/, B=, B/, S=, R=, D=, F=, S=

LOWER LEFT:

TOI = Team of Interest = Team analyzed OPP = Opponent
XXXServe = who served XXXSCORE = who got the point

LOWER RIGHT:

Attack sorted on #SCORE

Attacking skills

		Set 2													
		TOIServe						OPPServe							
		TOIScore			OPPScore			Total	TOIScore			OPPScore			Total
TOI	Scorin..	TOI	OPP	Total	TOI	OPP	Total	TOI	OPP	Total	TOI	OPP	Total	Total	
GEN	A#	1		1		11	11	12	12		12		4	4	16
	S#	2		2				2					2	2	2
	A=		4	4	2		2	6							
	A/		4	4				4							
	S=				1		1	1		2	2				2
	Total		3	8	11	3	11	14	25	12	2	14	6	6	20
MEN	A#	4		4		12	12	16	11		11		1	1	12
	S#	2		2				2					2	2	2
	A=									2	2	4		4	6
	A/										4			4	4
	S=				2		2	2		1	1				1
	Total		6		6	2	12	14	20	11	3	14	8	3	11

		Count of SKILL	#SCORE	#SCORE%	NOSCORE	NOSCORE%	=SCORE	=SCORE%	EFF
7 Louati	MEN	18	6	33%	9	50%	3	17%	17%
14 Tholse	GEN	7	5	71%	2	29%	0	0%	71%
9 Vandecaveye	GEN	9	4	44%	5	56%	0	0%	44%
8 VER EECKE	MEN	7	3	43%	3	43%	1	14%	29%
10 COX	MEN	7	3	43%	3	43%	1	14%	29%
3 DEVRIESE	GEN	5	2	40%	2	40%	1	20%	20%
4 De Paepe	GEN	4	2	50%	2	50%	0	0%	50%
9 BALDUYCK	MEN	6	2	33%	3	50%	1	17%	17%
11 DELANGHE	MEN	2	1	50%	0	0%	1	50%	0%
1 Christiaens	GEN	5	0	0%	4	80%	1	20%	-20%
3 SINNESAEL	MEN	3	0	0%	2	67%	1	33%	-33%



2014-2015

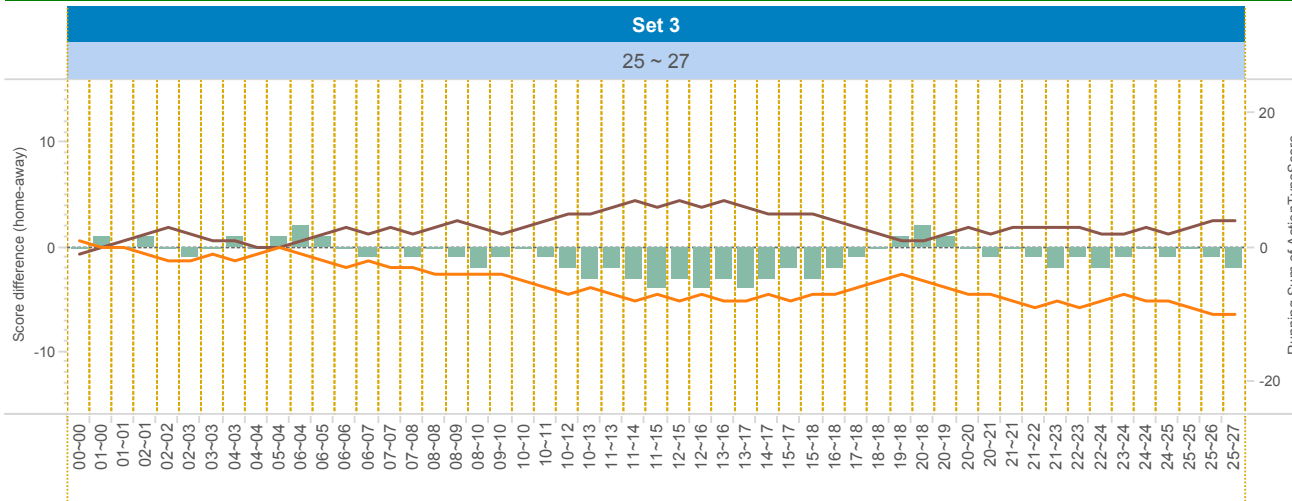
DATA

BelgiumVolleyStats.be
By Marnix Acar

© Trainerstuff.be
By Wouter Iaroy

VIZ

(20141129) GEN ~ MEN (3 ~ 1)
Set analysis - Set 3



TEAM_NAME

- GEN
- MEN

UPPER LEFT:

+1: A# - B# - S# -1: A=, A/, B=, B/, S=, R=, D=, F=, S=

LOWER LEFT:

TOI = Team of Interest = Team analyzed OPP = Opponent
XXXServe = who served XXXSCORE = who got the point

LOWER RIGHT:

Attack sorted on #SCORE

		Set 3													
		TOIServe						OPPServe							
		TOIScore			OPPScore			Total	TOIScore			OPPScore			Total
TOI	Scorin..	TOI	OPP	Total	TOI	OPP	Total		TOI	OPP	Total	TOI	OPP	Total	
GEN	A#	5		5		12	12	17	8	1	9		4	4	13
	S#	2		2			2						2	2	2
	A=		2	2			2			2		1		1	3
	A/									1	1		4		5
	S=				4		4	4		4	4				4
	Total		7	2	9	4	12	16	25	8	8	16	5	6	11
MEN	A#	4		4	1	8	9	13	12		12		5	5	17
	S#	2		2			2						2	2	2
	A=		1	1	2		2	3				2		2	2
	A/		4	4	1		1	5							
	S=				4		4	4		4	4				4
	Total		6	5	11	8	8	16	27	12	4	16	2	7	9

Attacking skills

		Count of SKILL	#SCORE	#SCORE%	NOSCORE	NOSCORE%	=SCORE	=SCORE%	EFF	
7	Louati	MEN	12	9	75%	2	17%	1	8%	67%
1	Christiaens	GEN	5	4	80%	1	20%	0	0%	80%
9	Vandecaveye	GEN	10	3	30%	4	40%	3	30%	0%
14	Tholse	GEN	8	3	38%	4	50%	1	13%	25%
5	Martinez Gion	MEN	6	2	33%	2	33%	2	33%	0%
11	DELANGHE	MEN	3	2	67%	1	33%	0	0%	67%
1	VAN HAARLEM	MEN	1	1	100%	0	0%	0	0%	100%
3	DEVRIESE	GEN	3	1	33%	2	67%	0	0%	33%
3	SINNESAEEL	MEN	1	1	100%	0	0%	0	0%	100%
4	De Paepe	GEN	2	1	50%	0	0%	1	50%	0%
9	BALDUYCK	MEN	5	1	20%	3	60%	1	20%	0%
10	COX	MEN	4	1	25%	2	50%	1	25%	0%
11	DEGRUYTER	GEN	1	1	100%	0	0%	0	0%	100%



2014-2015

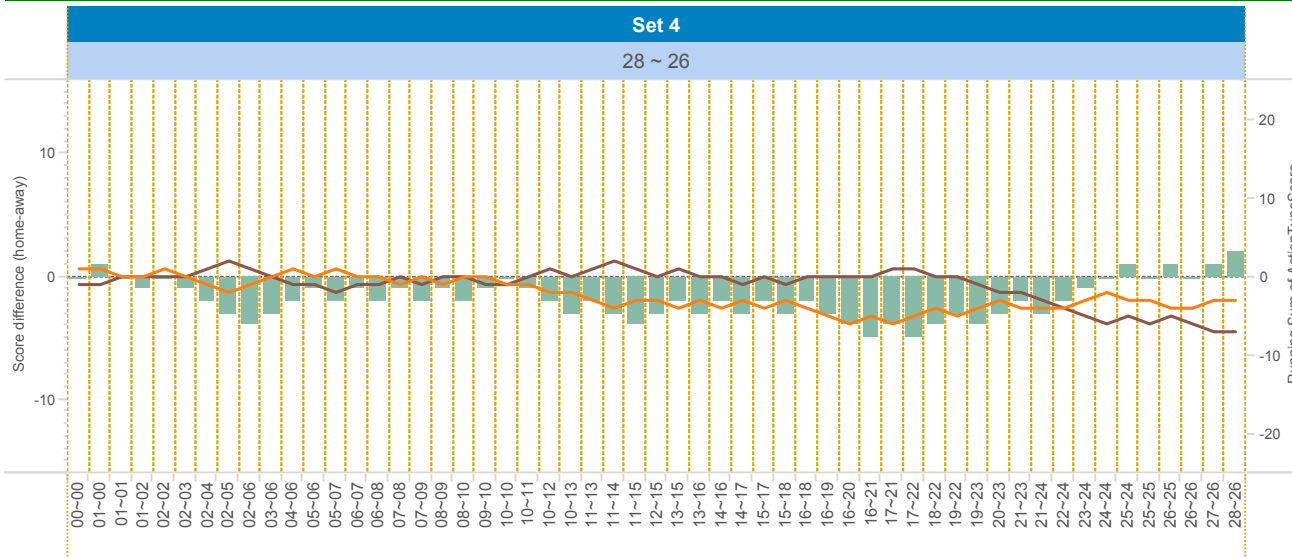
DATA

BelgiumVolleyStats.be
By Marnix Acar

© Trainerstuff.be
By Wouter Iaroy

VIZ

(20141129) GEN ~ MEN (3 ~ 1)
Set analysis - Set 4



TEAM_NAME

- GEN
- MEN

UPPER LEFT:

+1: A# - B# - S# -1: A=, A/, B=, B/, S=, R=, D=, F=, S=

LOWER LEFT:

TOI = Team of Interest = Team analyzed OPP = Opponent
XXXServe = who served XXXSCORE = who got the point

LOWER RIGHT:

Attack sorted on #SCORE

Attacking skills

		Set 4													
		TOIServe						OPPServe							
		TOIScore		OPPScore		Total	TOIScore		OPPScore		Total	Total			
TOI	Scorin..	TOI	OPP	Total	TOI	OPP	Total	TOI	OPP	Total	TOI	OPP	Total		
GEN	A#	5		5	1	9	10	15	10		10	2	2	12	
	A=		3	3				3			3		3	3	
	A/		3	3	1		1	4		2	2	4		6	
	S=				5		5	5		3	3			3	
	E=				1		1	1		1	1			1	
	D=									1	1			1	
	Total		5	6	11	8	9	17	28	10	7	17	7	2	9
MEN	A#	2		2		10	10	12	9	1	10	5	5	15	
	A=		3	3				3			3		3	3	
	A/		4	4	2		2	6		1	1	3		4	
	S=				3		3	3		5	5			5	
	E=				1		1	1		1	1			1	
	D=				1		1	1						1	
	Total		2	7	9	7	10	17	26	9	8	17	6	5	11

		Count of SKILL	#SCORE	#SCORE%	NOSCORE	NOSCORE%	=SCORE	=SCORE%	EFF	
10	COX	MEN	13	7	54%	4	31%	2	15%	38%
2	Vandecaveye	GEN	7	5	71%	1	14%	1	14%	57%
14	Tholse	GEN	10	4	40%	2	20%	4	40%	0%
1	Christiaens	GEN	6	3	50%	0	0%	3	50%	0%
3	DEVRIESE	GEN	3	2	67%	1	33%	0	0%	67%
7	Louati	MEN	7	2	29%	3	43%	2	29%	0%
3	SINNESIAEL	MEN	2	1	50%	0	0%	1	50%	0%
4	De Paepe	GEN	1	1	100%	0	0%	0	0%	100%
5	Martinez Gion	MEN	4	1	25%	1	25%	2	50%	-25%
7	COENEN	GEN	1	1	100%	0	0%	0	0%	100%
9	Vandecaveye	GEN	2	0	0%	2	100%	0	0%	0%
11	DEGRUYTER	GEN	1	0	0%	1	100%	0	0%	0%
11	DELANGHE	MEN	2	0	0%	2	100%	0	0%	0%
14	COSEMANS	MEN	2	0	0%	1	50%	1	50%	-50%



2014-2015

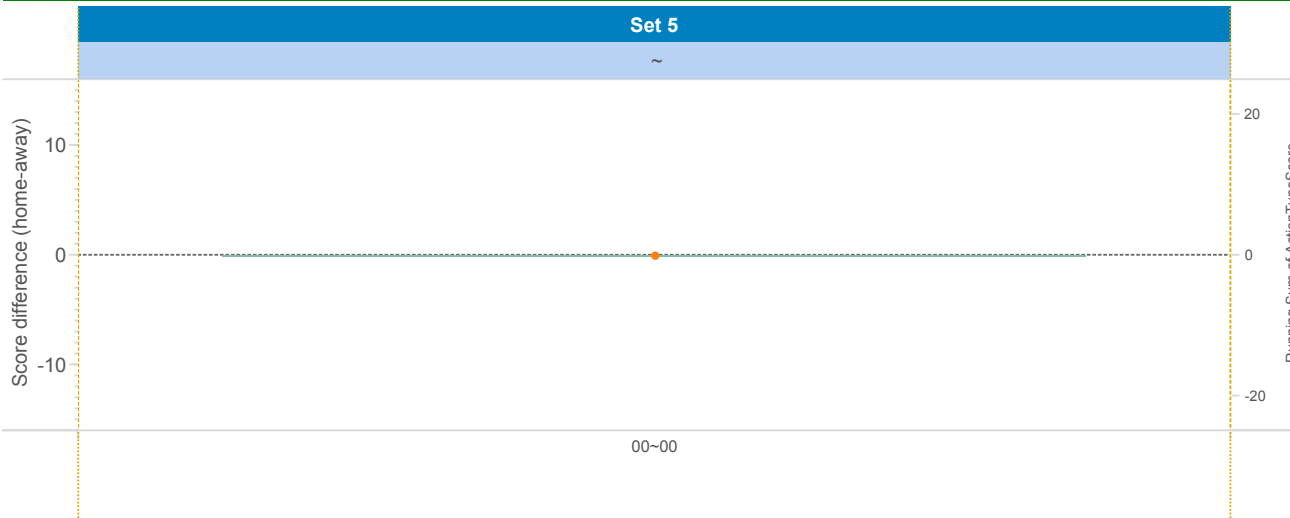
DATA

BelgiumVolleyStats.be
By Marnix Acar

© Trainerstuff.be
By Wouter Laroy

VIZ

(20141129) GEN ~ MEN (3 ~ 1)
Set analysis - Set 5



TEAM_NAME

GEN

UPPER LEFT:

+1: A# - B# - S# -1: A=, A/, B=, B/, S=, R=, D=, F=, S=

LOWER LEFT:

TOI = Team of Interest = Team analyzed OPP = Opponent
XXXServe = who served XXXSCORE = who got the point

LOWER RIGHT:

Attack sorted on #SCORE

Attacking skills

		Count of SKILL	#SCORE	#SCORE%	NOSCORE	NOSCORE%	=SCORE	=SCORE%	EFF
7 Louati	MEN	47	22	47%	17	36%	8	17%	30%
10 COX	MEN	37	14	38%	12	32%	11	30%	8%
14 Tholse	GEN	37	14	38%	16	43%	7	19%	19%
1 Christiaens	GEN	24	12	50%	8	33%	4	17%	33%
9 Vandecaveye	GEN	26	9	35%	14	54%	3	12%	23%
11 DELANGHE	MEN	11	7	64%	3	27%	1	9%	55%
3 DEVRIESE	GEN	15	6	40%	8	53%	1	7%	33%
2 Vandecaveye	GEN	7	5	71%	1	14%	1	14%	57%
4 De Paepe	GEN	9	5	56%	2	22%	2	22%	33%
8 VER EECKE	MEN	12	5	42%	5	42%	2	17%	25%
3 SINNESAEI	MEN	8	3	38%	2	25%	3	38%	0%
5 Martinez Gion	MEN	10	3	30%	3	30%	4	40%	-10%
9 BALDUYCK	MEN	11	3	27%	6	55%	2	18%	9%
11 DEGRUYTER	GEN	5	2	40%	3	60%	0	0%	40%
1 VAN HAARLEM	MEN	1	1	100%	0	0%	0	0%	100%
7 COENEN	GEN	1	1	100%	0	0%	0	0%	100%
14 COSEMANS	MEN	2	0	0%	1	50%	1	50%	-50%



2014-2015

DATA

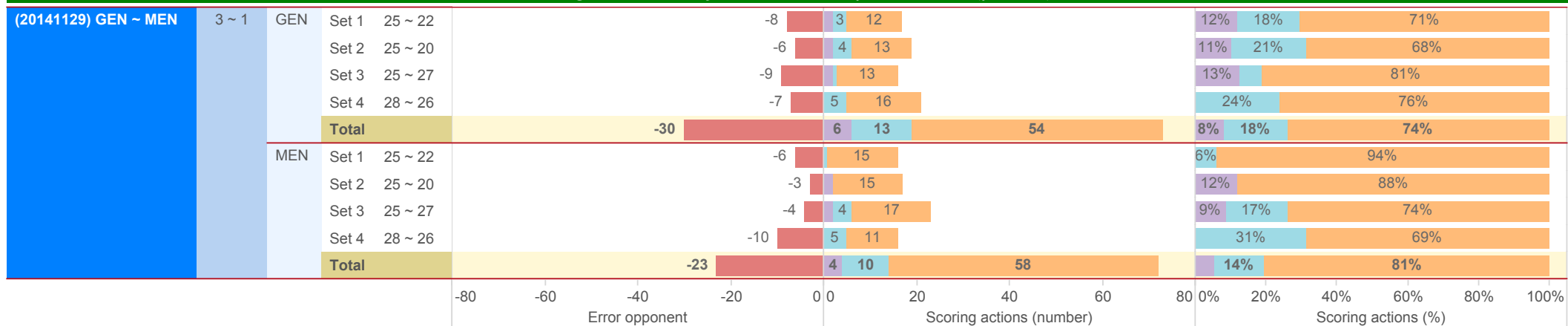
BelgiumVolleyStats.be
By Marnix Acar

© Trainerstuff.be
By Wouter Laroy

VIZ

(20141129) GEN ~ MEN (3 ~ 1)

Scoring Actions Analyzed: how were points made (per set)



S - Serve B - Block A - Attack



2014-2015

DATA

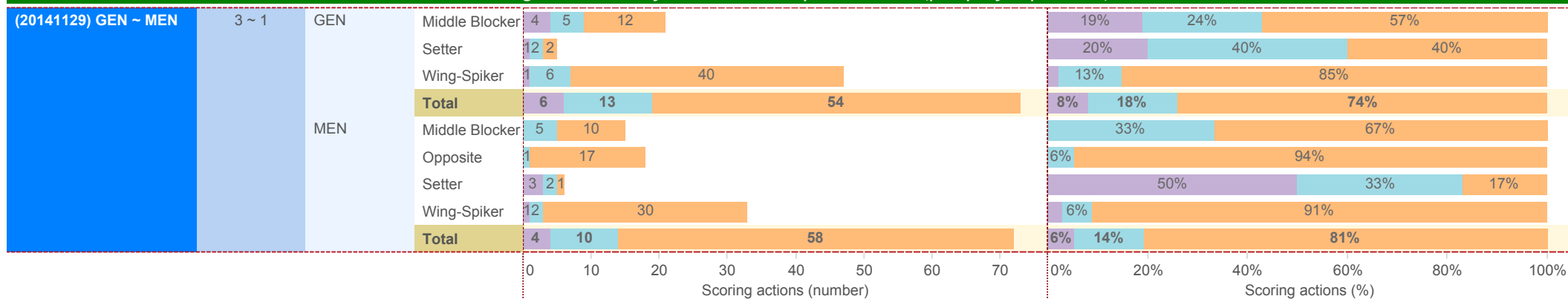
BelgiumVolleyStats.be
By Marnix Acar

© Trainerstuff.be
By Wouter Laroy

VIZ

(20141129) GEN ~ MEN (3 ~ 1)

Scoring Actions Analyzed: how were points made (per player position)



S - Serve B - Block A - Attack



2014-2015

DATA

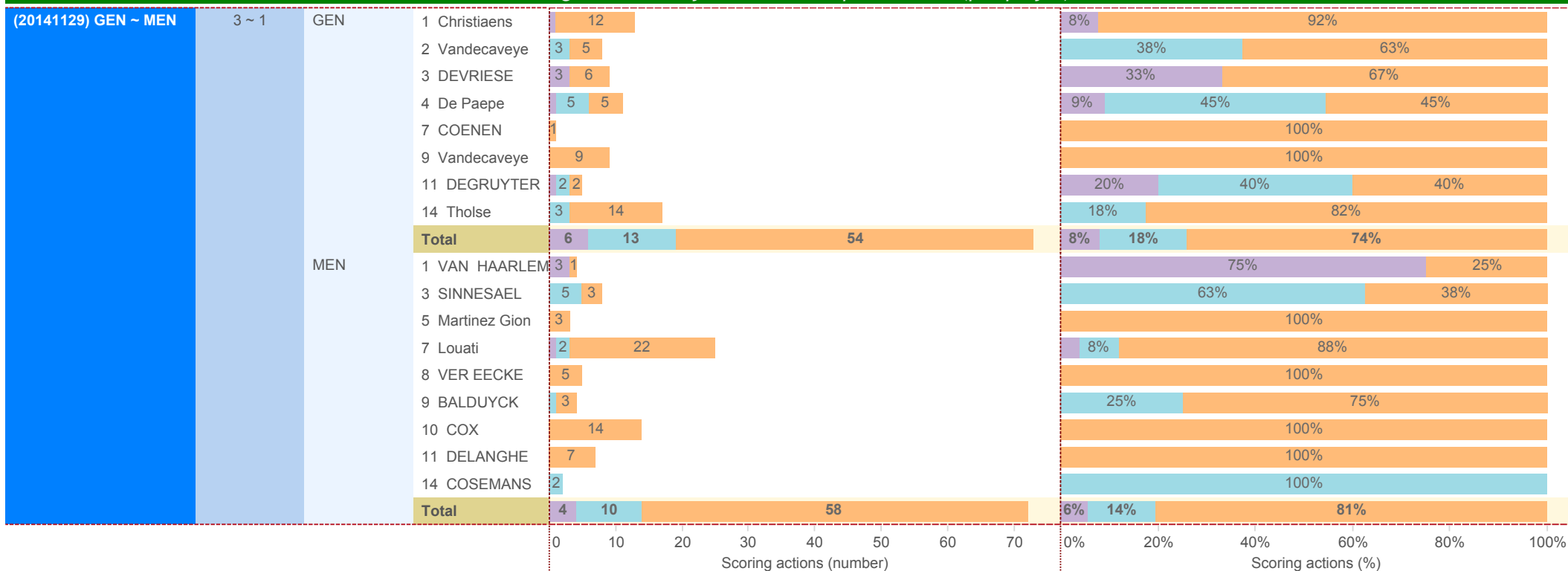
BelgiumVolleyStats.be
By Marnix Acar

© Trainerstuff.be
By Wouter Laroy

VIZ

(20141129) GEN ~ MEN (3 ~ 1)

Scoring Actions Analyzed: how were points made (per player)



S - Serve B - Block A - Attack



2014-2015

DATA

BelgiumVolleyStats.be
By Marnix Acar

© Trainerstuff.be
By Wouter Laroy

VIZ

(20141129) GEN ~ MEN (3 ~ 1)

Skills in detail (per player position): Attack/Block

Skill	Category	Position	Game Outcome							Count of SKILL	EFF
			#	+	!	-	/	=			
A - Attack	GEN	Middle Blocker	12 (48%)	7 (28%)	1 ()	2 (8%)		3 (12%)	25	36%	
		Setter	2 (40%)	2 (40%)		1 (20%)			5	40%	
		Wing-Spiker	40 (43%)	23 (24%)	9 (11%)	7 (7%)	10 (11%)	5 (5%)	94	27%	
		Total	54 (44%)	32 (26%)	10 (8%)	10 (8%)	10 (8%)	8 (6%)	124	29%	
	MEN	Middle Blocker	10 (53%)	2 (11%)	3 (11%)		2 (11%)	2 (11%)	19	32%	
		Opposite	17 (35%)	11 (23%)	4 (8%)	3 (6%)	4 (8%)	9 (19%)	48	8%	
		Setter	1 (33%)	1 (33%)			1 (33%)		3	0%	
		Wing-Spiker	30 (43%)	11 (16%)	7 (9%)	7 (10%)	6 (9%)	8 (12%)	69	23%	
Total	58 (42%)	25 (18%)	14 (9%)	10 (7%)	13 (9%)	19 (14%)	139	19%			
B - Block	GEN	Middle Blocker	5 (31%)					11 (69%)	16	-38%	
		Setter	2 (50%)					2 (50%)	4	0%	
		Wing-Spiker	6 (38%)					10 (63%)	16	-25%	
		Total	13 (36%)					23 (64%)	36	-28%	
	MEN	Middle Blocker	5 (31%)					11 (69%)	16	-38%	
		Opposite	1 (25%)					3 (75%)	4	-50%	
		Setter	2 (40%)					3 (60%)	5	-20%	
		Wing-Spiker	2 (50%)					2 (50%)	4	0%	
Total	10 (34%)					19 (66%)	29	-31%			
			0 50 100	0 20 40	0 10 20	0 5 10 15	0 10 20	0 10 20 30 40	0 50 100 150	-50% 0% 50%	
			#	+	!	-	/	=	Count of SKILL	EFF	



2014-2015

DATA

BelgiumVolleyStats.be
By Marnix Acar

© Trainerstuff.be
By Wouter Laroy

VIZ

(20141129) GEN ~ MEN (3 ~ 1)

Skills in detail (per player position): Serve/Reception

Skill	Category	Position	Game 1						Game 2		Eff
			Count	%	Count	%	Count	%	Count	%	
S - Serve	GEN	Middle Blocker	4 (11%)	10 (27%)	11 (3%)	5 (14%)	1 (3%)	6 (16%)	37	-5%	
		Setter	1 (4%)	8 (35%)	5 ()	6 (26%)		3 (13%)	23	-9%	
		Wing-Spiker	1 (2%)	17 (40%)	5 ()	15 (36%)		4 (10%)	42	-7%	
		Total	6 (6%)	35 (34%)	21 (1%)	26 (25%)	1 (1%)	13 (13%)	102	-7%	
	MEN	Middle Blocker		15 (45%)	11 ()	5 (15%)		2 (6%)	33	-6%	
		Opposite		3 (27%)	2 (9%)	3 (27%)	1 (9%)	2 (18%)	11	-18%	
		Setter	3 (16%)	10 (53%)	3 (5%)	1 (5%)	1 (5%)	1 (5%)	19	11%	
		Wing-Spiker	1 (3%)	12 (36%)	4 (9%)	9 (27%)	3 (9%)	4 (12%)	33	-9%	
		Total	4 (4%)	40 (42%)	20 (5%)	18 (19%)	5 (5%)	9 (9%)	96	-5%	
		R - Reception	GEN	Libero	10 (29%)	6 (18%)		14 (41%)	1 (3%)	3 (9%)	34
Setter								1 (100%)	1	-100%	
Wing-Spiker	8 (15%)			15 (29%)		25 (48%)	4 (8%)		52	0%	
Total	18 (21%)			21 (24%)		39 (45%)	5 (6%)	4 (5%)	87	-5%	
MEN	Libero		12 (48%)	4 (16%)		7 (28%)		2 (8%)	25	-8%	
	Wing-Spiker		14 (22%)	18 (28%)		27 (42%)	1 (2%)	4 (6%)	64	-6%	
	Total		26 (29%)	22 (25%)		34 (38%)	1 (1%)	6 (7%)	89	-7%	



2014-2015

DATA

BelgiumVolleyStats.be
By Marnix Acar

© Trainerstuff.be
By Wouter Laroy

VIZ

(20141129) GEN ~ MEN (3 ~ 1)

Skills in detail (per player): Attack

A - Attack	GEN	Player	Skill						Count of SKILL	EFF
			#	+	!	-	/	=		
		1 Christiaens	12 (50%)	3 (13%)	4 (4%)	1 (4%)	1 (4%)	3 (13%)	24	33%
		2 Vandecaveye	5 (71%)			1 (14%)	1 (14%)		7	57%
		3 DEVRIESE	6 (40%)	6 (40%)	1 ()	1 (7%)		1 (7%)	15	33%
		4 De Paepe	5 (56%)	1 (11%)		1 (11%)		2 (22%)	9	33%
		7 COENEN	1 (100%)						1	100%
		9 Vandecaveye	9 (35%)	10 (38%)	2 (12%)	2 (8%)	3 (12%)		26	23%
		11 DEGRUYTER	2 (40%)	2 (40%)		1 (20%)			5	40%
		14 Tholse	14 (38%)	10 (27%)	3 (14%)	3 (8%)	5 (14%)	2 (5%)	37	19%
		Total	54 (44%)	32 (26%)	10 (8%)	10 (8%)	10 (8%)	8 (6%)	124	29%
	MEN	1 VAN HAARLEM	1 (100%)						1	100%
		3 SINNESAELE	3 (38%)	1 (13%)	1 (13%)		1 (13%)	2 (25%)	8	0%
		5 Martinez Gion	3 (30%)	1 (10%)	1 (10%)	1 (10%)	1 (10%)	3 (30%)	10	-10%
		7 Louati	22 (47%)	7 (15%)	5 (11%)	5 (11%)	5 (11%)	3 (6%)	47	30%
		8 VER EECKE	5 (42%)	3 (25%)	1 ()	1 (8%)		2 (17%)	12	25%
		9 BALDUYCK	3 (27%)	4 (36%)	1 ()	1 (9%)		2 (18%)	11	9%
		10 COX	14 (38%)	7 (19%)	3 (11%)	2 (5%)	4 (11%)	7 (19%)	37	8%
		11 DELANGHE	7 (64%)	1 (9%)	2 (9%)		1 (9%)		11	55%
		14 COSEMANS		1 (50%)			1 (50%)		2	-50%
		Total	58 (42%)	25 (18%)	14 (9%)	10 (7%)	13 (9%)	19 (14%)	139	19%
			#	+	!	-	/	=	Count of SKILL	EFF



2014-2015

DATA

BelgiumVolleyStats.be
By Marnix Acar

© Trainerstuff.be
By Wouter Laroy

VIZ

(20141129) GEN ~ MEN (3 ~ 1)
Skills in detail (per player): Block

B - Block	GEN	Player	#	+	!	-	/	=	Count of SKILL	EFF	
											Count of SKILL
		1 Christiaens	4 (100%)						4	-100%	
		2 Vandecaveye	3 (75%)						1 (25%)	50%	
		3 DEVRIESE							6 (100%)	-100%	
		4 De Paepe	5 (56%)						4 (44%)	11%	
		7 COENEN							1 (100%)	-100%	
		11 DEGRUYTER	2 (50%)						2 (50%)	0%	
		14 Tholse	3 (38%)						5 (63%)	-25%	
		Total	13 (36%)						23 (64%)	36	-28%
	MEN	1 VAN HAARLEM							1 (100%)	-100%	
		3 SINNESAEL	5 (45%)						6 (55%)	-9%	
		5 Martinez Gion							1 (100%)	-100%	
		7 Louati	2 (67%)						1 (33%)	33%	
		9 BALDUYCK	1 (33%)						2 (67%)	-33%	
		10 COX							1 (100%)	-100%	
		11 DELANGHE							5 (100%)	-100%	
		14 COSEMANS	2 (50%)						2 (50%)	0%	
		Total	10 (34%)						19 (66%)	29	-31%
			#	+	!	-	/	=	Count of SKILL	EFF	



2014-2015

DATA

BelgiumVolleyStats.be
By Marnix Acar

© Trainerstuff.be
By Wouter Laroy

VIZ

(20141129) GEN ~ MEN (3 ~ 1)

Skills in detail (per player): Serve

S - Serve	GEN	Skills							Count of SKILL	EFF
		#	+	!	-	/	=			
	1 Christiaens	1 (7%)	7 (50%)		4 (29%)		2 (14%)	14	-7%	
	2 Vandecaveye		2 (67%)		1 (33%)		3	0%		
	3 DEVRIESE	3 (16%)	4 (21%)	6 (5%)	2 (11%)	1 (5%)	3 (16%)	19	0%	
	4 De Paepe	1 (6%)	6 (38%)	4 ()	3 (19%)		2 (13%)	16	-6%	
	7 COENEN			1 ()			1 (50%)	2	-50%	
	9 Vandecaveye		4 (40%)	2 ()	3 (30%)		1 (10%)	10	-10%	
	11 DEGRUYTER	1 (4%)	8 (35%)	5 ()	6 (26%)		3 (13%)	23	-9%	
	14 Tholse		4 (27%)	3 ()	7 (47%)		1 (7%)	15	-7%	
	Total	6 (6%)	35 (34%)	21 (1%)	26 (25%)	1 (1%)	13 (13%)	102	-7%	
	MEN									
	1 VAN HAARLEM	3 (25%)	3 (25%)	3 (8%)	1 (8%)	1 (8%)	1 (8%)	12	17%	
	3 SINNESAEEL		8 (53%)	4 ()	2 (13%)		1 (7%)	15	-7%	
	5 Martinez Gion		6 (50%)		4 (33%)		2 (17%)	12	-17%	
	7 Louati	1 (8%)	3 (23%)	3 (15%)	3 (23%)	2 (15%)	1 (8%)	13	0%	
	8 VER EECKE		3 (38%)	1 (13%)	2 (25%)	1 (13%)	1 (13%)	8	-13%	
	9 BALDUYCK		1 (33%)	1 ()			1 (33%)	3	-33%	
	10 COX		2 (25%)	1 (13%)	3 (38%)	1 (13%)	1 (13%)	8	-13%	
	11 DELANGHE		7 (39%)	7 ()	3 (17%)		1 (6%)	18	-6%	
	14 COSEMANS		7 (100%)					7	0%	
	Total	4 (4%)	40 (42%)	20 (5%)	18 (19%)	5 (5%)	9 (9%)	96	-5%	
		#	+	!	-	/	=	Count of SKILL	EFF	



2014-2015

DATA

BelgiumVolleyStats.be
By Marnix Acar

© Trainerstuff.be
By Wouter Laroy

VIZ

(20141129) GEN ~ MEN (3 ~ 1)
Skills in detail (per player): Reception

R - Reception	GEN	Player	Skill						Count of SKILL	EFF
			#	+	!	-	/	=		
		1 Christiaens	5 (14%)	10 (29%)		18 (51%)	2 (6%)		35	0%
		2 Vandecaveye		1 (33%)		2 (67%)		3		0%
		9 Vandecaveye	3 (21%)	4 (29%)		5 (36%)	2 (14%)		14	0%
		11 DEGRUYTER					1 (100%)	1		-100%
		18 Nagels	10 (29%)	6 (18%)		14 (41%)	1 (3%)	3 (9%)	34	-9%
		Total	18 (21%)	21 (24%)		39 (45%)	5 (6%)	4 (5%)	87	-5%
	MEN	5 Martinez Gion	4 (24%)	7 (41%)		6 (35%)			17	0%
		6 LEMAY	12 (48%)	4 (16%)		7 (28%)		2 (8%)	25	-8%
		7 Louati	8 (26%)	6 (19%)		15 (48%)	1 (3%)	1 (3%)	31	-3%
		8 VER EECKE	2 (13%)	5 (31%)		6 (38%)		3 (19%)	16	-19%
		Total	26 (29%)	22 (25%)		34 (38%)	1 (1%)	6 (7%)	89	-7%
			#	+	!	-	/	=	Count of SKILL	EFF