



2014-2015

DATA

BelgiumVolleyStats.be
By Marnix Acar

© **Trainerstuff.be**
By Wouter Laroy

VIZ

Scouting data provided by: Marnix Acar - www.BelgiumVolleyStats.be

Data processing and vizualization: Wouter Laroy - www.trainerstuff.be

Questions/Remarks/Suggestions: info@belgiumvolleystats.be - wouterstrainerstuff@gmail.com

		(20141122) MEN ~ HAA				Grand Total	
		3 ~ 1					
		Set 1	Set 2	Set 3	Set 4		
		25 ~ 22	25 ~ 27	25 ~ 11	25 ~ 20		
HAA	1 Tormans	Opposite			6	6	12
	2 Huysegoms	Middle Blocker	6	10	4	8	10 18
	5 Janssen	Middle Blocker	6	3	3	5	14
	6 Van Assche	Wing-Spiker	10	19	8	17	19 35
	7 Deroey	Wing-Spiker	13		8	4	25
	8 MERCKX	Wing-Spiker	1			1	2
	11 Van Reeth	Libero	6	9	16	14	9 36
	12 Verelst	Setter	11	14	15	22	14 48
	13 Steenhouwer	Wing-Spiker	20	18	12	11	18 43
	14 Verspecht	Setter			1		1
18 Sybers	Opposite	15	17	8	11	17 34	
MEN	1 VAN HAARLEM	Setter	12	14	6	16	34 14
	3 SINNESAEEL	Middle Blocker	9	10	11	10	30 10
	5 Martinez Gion	Wing-Spiker		3			3
	6 LEMAY	Libero	1	2		2	2
	7 Louati	Wing-Spiker	27	21	11	26	64 21
	8 VER EECKE	Wing-Spiker	15	16	19	20	54 16
	10 COX	Opposite	15	17	11	12	38 17
	11 DELANGHE	Middle Blocker	12	7	8	5	25 7
		0	50	0	50	0	50
		Number of recorded actions	Number of recorded actions	Number of recorded actions	Number of recorded actions	Number of recorded actions	

■ SET WON ■ SET LOST



2014-2015

DATA

BelgiumVolleyStats.be
By Marnix Acar

© Trainerstuff.be
By Wouter Laroy

VIZ

(20141122) MEN ~ HAA (3 ~ 1)
Game analysis

TOI	ScoringActi..	TOIServe						OPPServe							
		TOISCORE			OPPSCORE			Total	TOISCORE			OPPSCORE			Total
		TOI	OPP	Total	TOI	OPP	Total		TOI	OPP	Total	TOI	OPP	Total	
HAA	A#	7		7		42	42	49	35		35		14	14	49
	S#	5		5			5	10				10	10	10	
	A=		3	3	2	2	5		2	2	8		8	10	
	A/		9	9	2	2	11		3	3	11		11	14	
	S=				10	10	10		14	14				14	
	E=				1	1	1		1	1				1	
	Total		12	12	24	15	42	57	81	35	20	55	19	24	43
MEN	A#	14		14		35	35	49	42		42		7	7	49
	S#	10		10			10	10				5	5	5	
	A=		8	8	2	2	10		2	2	3		3	5	
	A/		11	11	3	3	14		2	2	9		9	11	
	S=				14	14	14		10	10				10	
	E=				1	1	1		1	1				1	
	Total		24	19	43	20	35	55	98	42	15	57	12	12	24

Attack

Block

Serve

Reception

		Count of SKILL	%SCORE	=SCORE%	EFF
3 SINNESAEI	MEN	10	70%	10%	60%
2 Huysegoms	HAA	11	64%	27%	36%
11 DELANGHE	MEN	9	56%	0%	56%
13 Steenhouwer	HAA	21	52%	19%	33%
10 COX	MEN	37	51%	14%	38%
1 Tormans	HAA	6	50%	33%	17%
5 Janssen	HAA	2	50%	0%	50%
8 VER EECKE	MEN	19	47%	26%	21%
7 Louati	MEN	32	47%	16%	31%
6 Van Assche	HAA	23	35%	22%	13%
1 VAN HAARLEM	MEN	3	33%	0%	33%
18 Sybers	HAA	35	29%	20%	9%
7 Deroey	HAA	10	20%	20%	0%
5 Martinez Gion	MEN	1	0%	100%	-100%
8 MERCKX	HAA	1	0%	0%	0%

		Count of SKILL	#
3 SINNESAEI	MEN	9	6
2 Huysegoms	HAA	9	4
18 Sybers	HAA	4	4
7 Louati	MEN	6	2
11 DELANGHE	MEN	6	2
1 Tormans	HAA	2	1
1 VAN HAARLEM	MEN	2	1
5 Janssen	HAA	2	1
6 Van Assche	HAA	4	1
8 VER EECKE	MEN	2	1
10 COX	MEN	4	1
13 Steenhouwer	HAA	4	1
8 MERCKX	HAA	1	
12 Verelst	HAA	1	

		Count of SKILL	%	=%
6 Van Assche	HAA	11	18%	
10 COX	MEN	14	14%	29%
7 Louati	MEN	17	12%	18%
11 DELANGHE	MEN	17	12%	6%
1 VAN HAARLEM	MEN	18	11%	11%
3 SINNESAEI	MEN	18	11%	11%
18 Sybers	HAA	11	9%	9%
5 Janssen	HAA	13	8%	8%
13 Steenhouwer	HAA	17	6%	24%
1 Tormans	HAA	3		
2 Huysegoms	HAA	8		38%
7 Deroey	HAA	4		25%
8 VER EECKE	MEN	15		13%
12 Verelst	HAA	13		
14 Verspecht	HAA	1		

		Count of SKILL	%	+%	=%
5 Martinez Gion	MEN	2	100%		
6 Van Assche	HAA	16	50%	13%	13%
7 Deroey	HAA	11	45%		18%
7 Louati	MEN	29	41%	7%	10%
6 LEMAY	MEN	5	40%	40%	
13 Steenhouwer	HAA	18	28%	17%	6%
11 Van Reeth	HAA	40	25%	10%	13%
8 VER EECKE	MEN	34	24%	26%	6%
3 SINNESAEI	MEN	1		100%	

UPPER:
TOI = Team of Interest = Team analyzed OPP = Opponent
XXXServe = who served XXXSCORE = who got the point



2014-2015

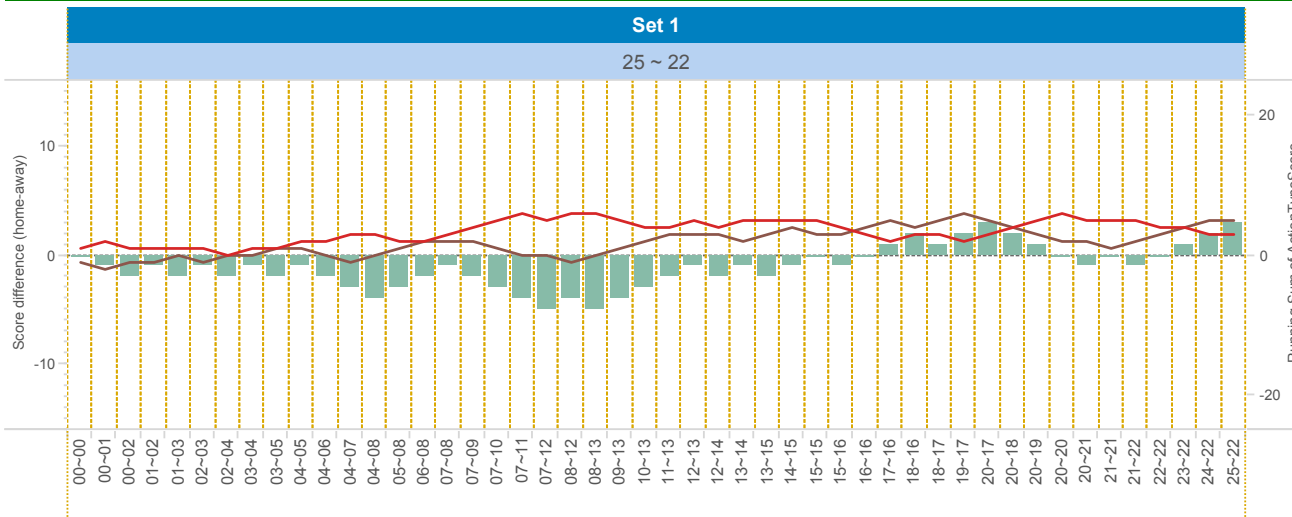
DATA

BelgiumVolleyStats.be
By Marnix Acar

© Trainerstuff.be
By Wouter Iaroy

VIZ

(20141122) MEN ~ HAA (3 ~ 1)
Set analysis - Set 1



TEAM_NAME

- HAA
- MEN

UPPER LEFT:

+1: A# - B# - S# -1: A=, A/, B=, B/, S=, R=, D=, F=, S=

LOWER LEFT:

TOI = Team of Interest = Team analyzed OPP = Opponent
XXXServe = who served XXXSCORE = who got the point

LOWER RIGHT:

Attack sorted on #SCORE

Attacking skills

		Set 1													
		TOIServe						OPPServe							
		TOISCORE			OPPSCORE			Total	TOISCORE			OPPSCORE			Total
TOI	Scorin..	TOI	OPP	Total	TOI	OPP	Total		TOI	OPP	Total	TOI	OPP	Total	
HAA	A#	3		3		9	9	12	9		9		6	6	15
	S#	2		2				2					4	4	4
	A=		1	1				1							1
	A/		3	3				3				2		2	2
	S=					4		4	4		3			3	3
	E=									1				1	1
	Total		5	4	9	4	9	13	22	9	4	13	2	10	12
MEN	A#	6		6		9	9	15	9		9		3	3	12
	S#	4		4				4					2	2	2
	A=											1		1	1
	A/		2	2				2				3		3	3
	S=					3		3	3		4			4	4
	E=					1		1	1						
	Total		10	2	12	4	9	13	25	9	4	13	4	5	9

		Count of SKILL	#SCORE	#SCORE%	NOSCORE	NOSCORE%	=SCORE	=SCORE%	EFF	
10	COX	MEN	11	7	64%	3	27%	1	9%	55%
7	Louati	MEN	11	5	45%	5	45%	1	9%	36%
2	Huysegoms	HAA	3	3	100%	0	0%	0	0%	100%
13	Steenhouwer	HAA	6	3	50%	3	50%	0	0%	50%
18	Sybers	HAA	11	3	27%	7	64%	1	9%	18%
7	Deroey	HAA	4	2	50%	2	50%	0	0%	50%
8	VER EECKE	MEN	6	2	33%	2	33%	2	33%	0%
3	SINNESAEEL	MEN	1	1	100%	0	0%	0	0%	100%
6	Van Assche	HAA	4	1	25%	2	50%	1	25%	0%
8	MERCKX	HAA	1	0	0%	1	100%	0	0%	0%
11	DELANGHE	MEN	1	0	0%	1	100%	0	0%	0%



2014-2015

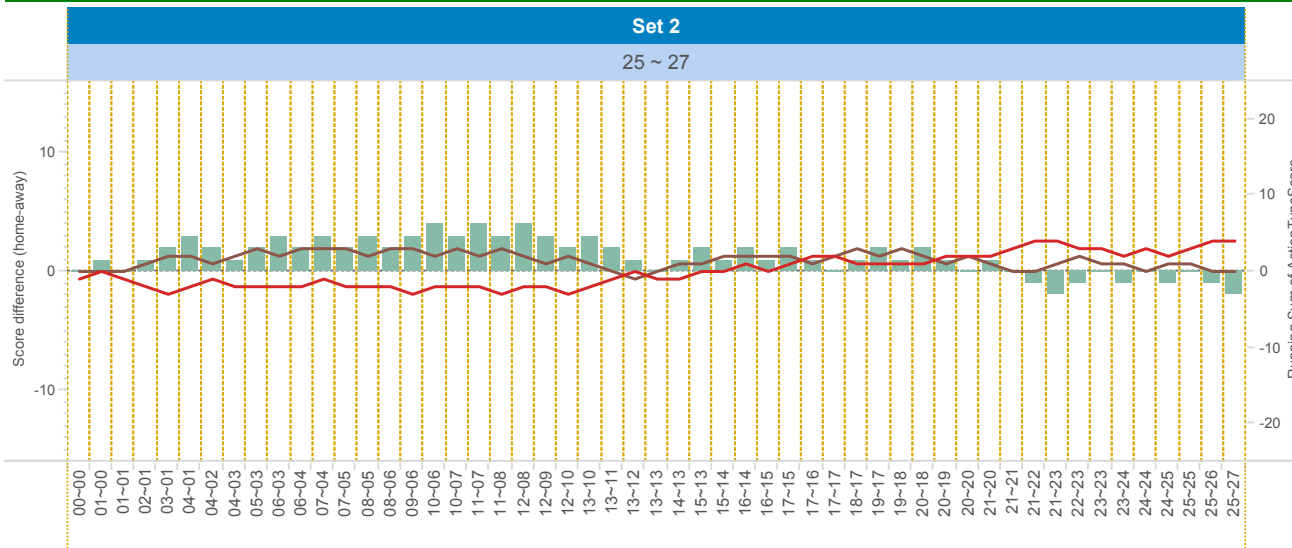
DATA

BelgiumVolleyStats.be
By Marnix Acar

© Trainerstuff.be
By Wouter Laroy

VIZ

(20141122) MEN ~ HAA (3 ~ 1)
Set analysis - Set 2



TEAM_NAME

- HAA
- MEN

UPPER LEFT:

+1: A# - B# - S# -1: A=, A/, B=, B/, S=, R=, D=, F=, S=

LOWER LEFT:

TOI = Team of Interest = Team analyzed OPP = Opponent
XXXServe = who served XXXSCORE = who got the point

LOWER RIGHT:

Attack sorted on #SCORE

Attacking skills

		Set 2													
		TOIServe					OPPServe								
		TOIScore		OPPScore		Total	TOIScore		OPPScore		Total	Total			
TOI	Scorin..	TOI	OPP	Total	TOI	OPP	Total	TOI	OPP	Total	TOI	OPP	Total		
HAA	A#	2		2		12	12	14	9		9	2	2	11	
	S#	3		3				3			3		3	3	
	A=		1	1	1		1	2		1	1		1	2	
	A/		3	3	1		1	4		2	2	1		3	
	S=				4		4	4		6	6			6	
	Total		5	4	9	6	12	18	27	9	9	18	2	5	7
MEN	A#	2		2		9	9	11	12		12	2	2	14	
	S#	3		3				3			3		3	3	
	A=		1	1	1		1	2		1	1	1		2	
	A/		1	1	2		2	3		1	1	3		4	
	S=				6		6	6		4	4			4	
	Total		5	2	7	9	9	18	25	12	6	18	4	5	9

		Count of SKILL	#SCORE	#SCORE%	NOSCORE	NOSCORE%	=SCORE	=SCORE%	EFF
10 COX	MEN	11	5	45%	4	36%	2	18%	27%
13 Steenhouwer	HAA	6	4	67%	1	17%	1	17%	50%
3 SINNESAEEL	MEN	3	3	100%	0	0%	0	0%	100%
11 DELANGHE	MEN	3	3	100%	0	0%	0	0%	100%
18 Sybers	HAA	8	3	38%	2	25%	3	38%	0%
2 Huysegoms	HAA	3	2	67%	1	33%	0	0%	67%
6 Van Assche	HAA	4	2	50%	2	50%	0	0%	50%
8 VER EECKE	MEN	6	2	33%	2	33%	2	33%	0%
7 Louati	MEN	4	1	25%	1	25%	2	50%	-25%
1 VAN HAARLEM	MEN	1	0	0%	1	100%	0	0%	0%
5 Martinez Gion	MEN	1	0	0%	0	0%	1	100%	-100%



2014-2015

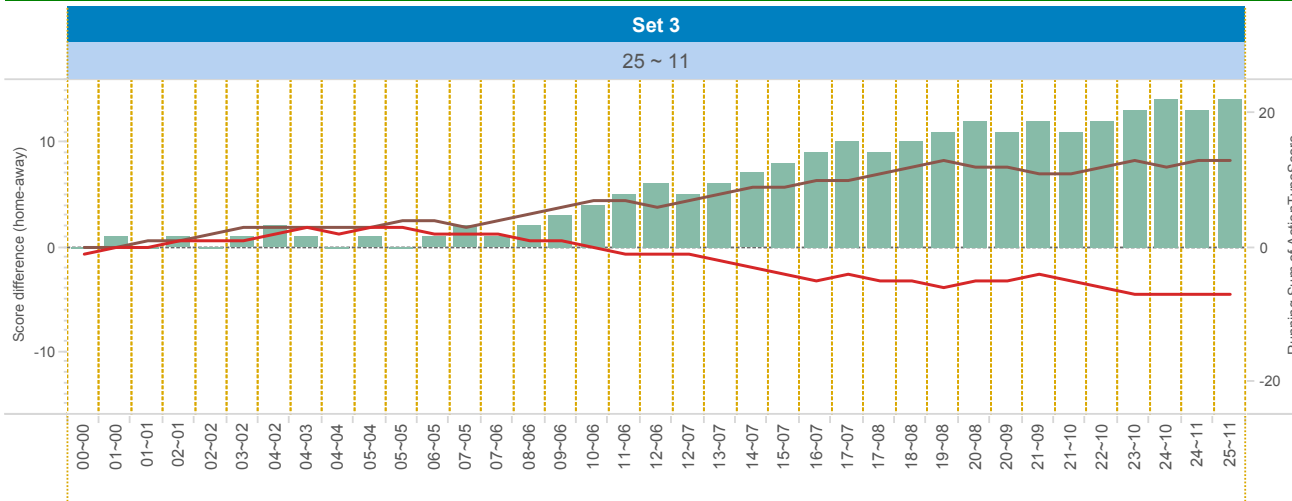
DATA

BelgiumVolleyStats.be
By Marnix Acar

© Trainerstuff.be
By Wouter Laroy

VIZ

(20141122) MEN ~ HAA (3 ~ 1)
Set analysis - Set 3



TEAM_NAME

- HAA
- MEN

UPPER LEFT:

+1: A# - B# - S# -1: A=, A/, B=, B/, S=, R=, D=, F=, S=

LOWER LEFT:

TOI = Team of Interest = Team analyzed OPP = Opponent
XXXServe = who served XXXSCORE = who got the point

LOWER RIGHT:

Attack sorted on #SCORE

		Set 3														
		TOIServe							OPPServe							
		TOIScore			OPPScore				TOIScore			OPPScore				
TOI	Scorin..	TOI	OPP	Total	TOI	OPP	Total	Total	TOI	OPP	Total	TOI	OPP	Total	Total	
HAA	A#	1		1		7	7	8	6		6		4	4	10	
	S#												2	2	2	
	A=				1		1	1				4		4	4	
	A/									1	1		5	5	6	
	S=				1		1	1		3	3				3	
	E=				1		1	1								1
	Total		1		1	3	7	10	11	6	4	10	9	6	15	25
MEN	A#	4		4		6	6	10	7		7		1	1	8	
	S#	2		2				2							2	
	A=		4	4				4		1	1				1	
	A/		5	5	1		1	6								
	S=				3		3	3		1	1				1	
	E=									1	1				1	
	Total		6	9	15	4	6	10	25	7	3	10		1	1	11

Attacking skills

		Count of SKILL	#SCORE	#SCORE%	NOSCORE	NOSCORE%	=SCORE	=SCORE%	EFF
7 Louati	MEN	4	3	75%	0	0%	1	25%	50%
10 COX	MEN	6	3	50%	3	50%	0	0%	50%
6 Van Assche	HAA	6	2	33%	2	33%	2	33%	0%
8 VER EECKE	MEN	3	2	67%	1	33%	0	0%	67%
13 Steenhouwer	HAA	5	2	40%	0	0%	3	60%	-20%
1 Tormans	HAA	4	1	25%	1	25%	2	50%	-25%
1 VAN HAARLEM	MEN	2	1	50%	1	50%	0	0%	50%
2 Huysegoms	HAA	2	1	50%	0	0%	1	50%	0%
3 SINNESAEEL	MEN	3	1	33%	2	67%	0	0%	33%
11 DELANGHE	MEN	4	1	25%	3	75%	0	0%	25%
18 Sybers	HAA	7	1	14%	5	71%	1	14%	0%
5 Janssen	HAA	1	0	0%	1	100%	0	0%	0%
7 Deroey	HAA	4	0	0%	3	75%	1	25%	-25%



2014-2015

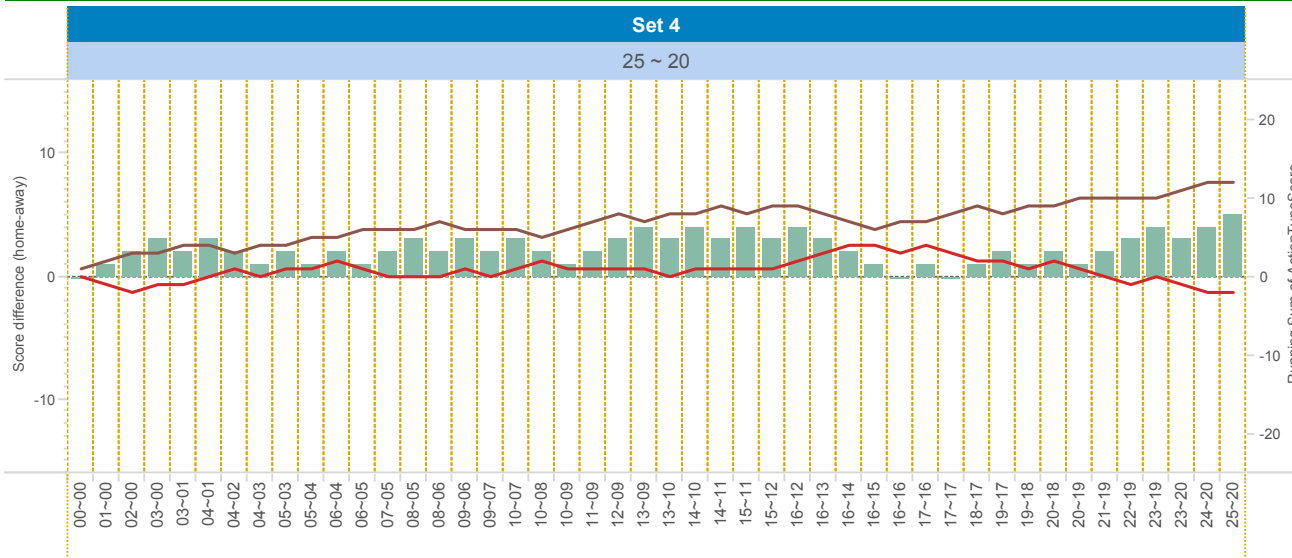
DATA

BelgiumVolleyStats.be
By Marnix Acar

© Trainerstuff.be
By Wouter Laroy

VIZ

(20141122) MEN ~ HAA (3 ~ 1)
Set analysis - Set 4



TEAM_NAME

- HAA
- MEN

UPPER LEFT:

+1: A# - B# - S# -1: A=, A/, B=, B/, S=, R=, D=, F=, S=

LOWER LEFT:

TOI = Team of Interest = Team analyzed OPP = Opponent
XXXServe = who served XXXSCORE = who got the point

LOWER RIGHT:

Attack sorted on #SCORE

Attacking skills

		Set 4													
		TOIServe						OPPServe							
		TOISCORE		OPPSCORE		Total	TOISCORE		OPPSCORE		Total	Total			
TOI	Scorin..	TOI	OPP	TOI	OPP		TOI	OPP	TOI	OPP					
HAA	A#	1		1	14	14	15	11		11	2	2	13		
	S#									1	1	1	1		
	A=		1	1			1		1	3	3	4	4		
	A/		3	3	1	1	4		3	3	3	3	3		
	S=				1	1	1		2	2		2	2		
	Total		1	4	5	2	14	16	21	11	3	14	6	3	9
MEN	A#	2		2	11	11	13	14		14	1	1	15		
	S#	1		1			1						1		
	A=		3	3	1	1	4			1	1	1	1		
	A/		3	3			3		1	1	3	3	4		
	S=				2	2	2		1	1		1	1		
	Total		3	6	9	3	11	14	23	14	2	16	4	1	5

		Count of SKILL	#SCORE	#SCORE%	NOSCORE	NOSCORE%	=SCORE	=SCORE%	EFF
7 Louati	MEN	13	6	46%	6	46%	1	8%	38%
10 COX	MEN	9	4	44%	3	33%	2	22%	22%
6 Van Assche	HAA	9	3	33%	4	44%	2	22%	11%
8 VER EECKE	MEN	4	3	75%	0	0%	1	25%	50%
18 Sybers	HAA	9	3	33%	4	44%	2	22%	11%
1 Tormans	HAA	2	2	100%	0	0%	0	0%	100%
3 SINNESAEEL	MEN	3	2	67%	0	0%	1	33%	33%
13 Steenhouwer	HAA	4	2	50%	2	50%	0	0%	50%
2 Huysegoms	HAA	3	1	33%	0	0%	2	67%	-33%
5 Janssen	HAA	1	1	100%	0	0%	0	0%	100%
11 DELANGHE	MEN	1	1	100%	0	0%	0	0%	100%
7 Deroey	HAA	2	0	0%	1	50%	1	50%	-50%



2014-2015

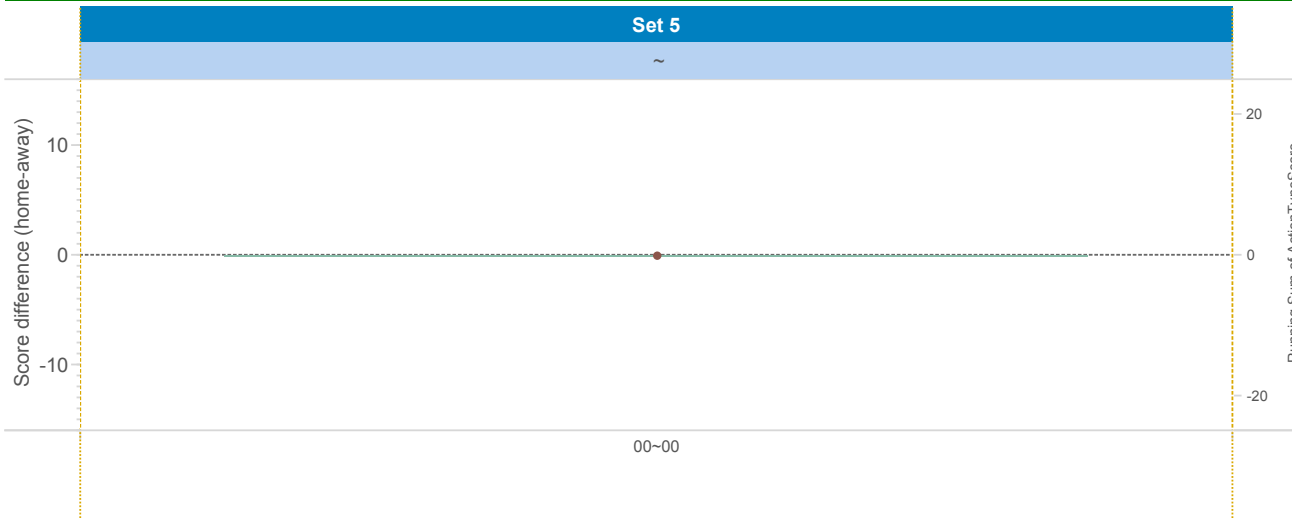
DATA

BelgiumVolleyStats.be
By Marnix Acar

© Trainerstuff.be
By Wouter Laroy

VIZ

(20141122) MEN ~ HAA (3 ~ 1)
Set analysis - Set 5



TEAM_NAME

■ MEN

UPPER LEFT:

+1: A# - B# - S# -1: A=, A/, B=, B/, S=, R=, D=, F=, S=

LOWER LEFT:

TOI = Team of Interest = Team analyzed OPP = Opponent
XXXServe = who served XXXSCORE = who got the point

LOWER RIGHT:

Attack sorted on #SCORE

Attacking skills

		Count of SKILL	#SCORE	#SCORE%	NOSCORE	NOSCORE%	=SCORE	=SCORE%	EFF	
10	COX	MEN	37	19	51%	13	35%	5	14%	38%
7	Louati	MEN	32	15	47%	12	38%	5	16%	31%
13	Steenhouwer	HAA	21	11	52%	6	29%	4	19%	33%
18	Sybers	HAA	35	10	29%	18	51%	7	20%	9%
8	VER EECKE	MEN	19	9	47%	5	26%	5	26%	21%
6	Van Assche	HAA	23	8	35%	10	43%	5	22%	13%
2	Huysegoms	HAA	11	7	64%	1	9%	3	27%	36%
3	SINNESAEEL	MEN	10	7	70%	2	20%	1	10%	60%
11	DELANGHE	MEN	9	5	56%	4	44%	0	0%	56%
1	Tormans	HAA	6	3	50%	1	17%	2	33%	17%
7	Deroey	HAA	10	2	20%	6	60%	2	20%	0%
1	VAN HAARLEM	MEN	3	1	33%	2	67%	0	0%	33%
5	Janssen	HAA	2	1	50%	1	50%	0	0%	50%
5	Martinez Gion	MEN	1	0	0%	0	0%	1	100%	###
8	MERCKX	HAA	1	0	0%	1	100%	0	0%	0%



2014-2015

DATA

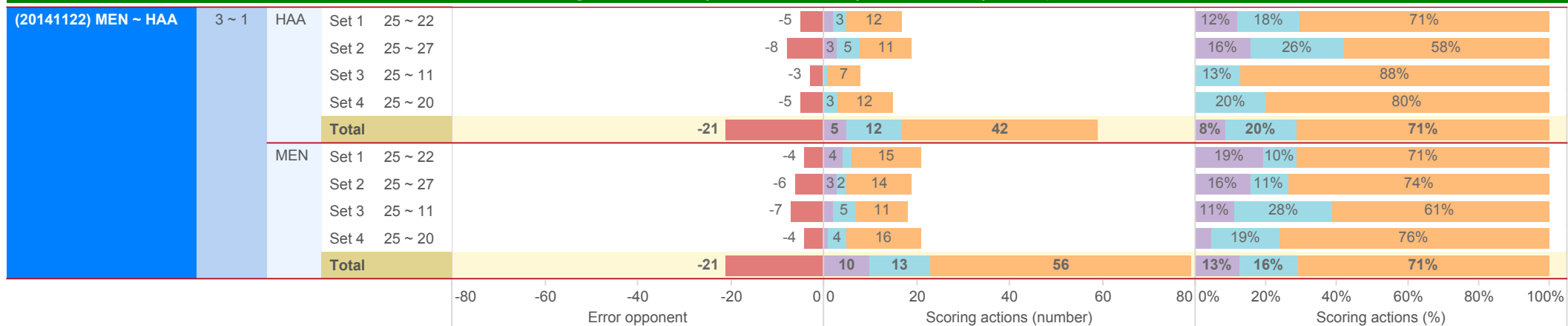
BelgiumVolleyStats.be
By Marnix Acar

© Trainerstuff.be
By Wouter Laroy

VIZ

(20141122) MEN ~ HAA (3 ~ 1)

Scoring Actions Analyzed: how were points made (per set)



S - Serve B - Block A - Attack



2014-2015

DATA

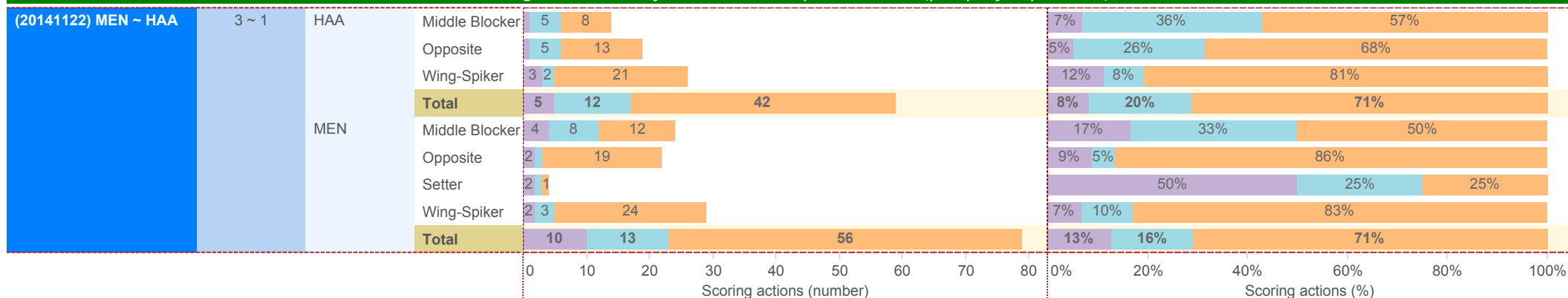
BelgiumVolleyStats.be
By Marnix Acar

© Trainerstuff.be
By Wouter Laroy

VIZ

(20141122) MEN ~ HAA (3 ~ 1)

Scoring Actions Analyzed: how were points made (per player position)





2014-2015

DATA

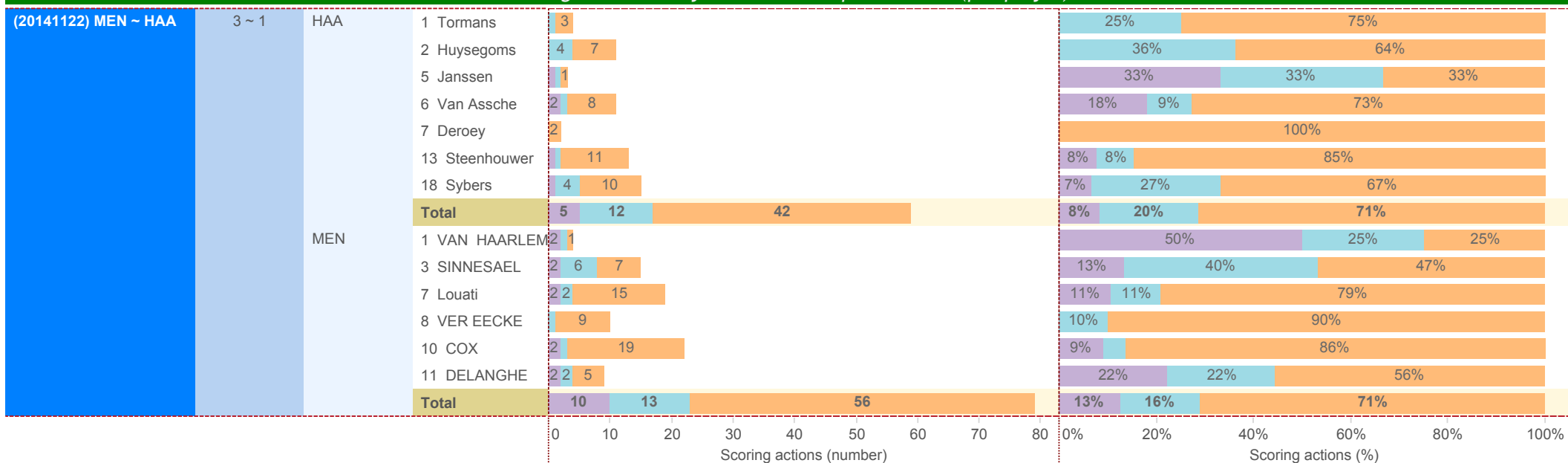
BelgiumVolleyStats.be
By Marnix Acar

© Trainerstuff.be
By Wouter Laroy

VIZ

(20141122) MEN ~ HAA (3 ~ 1)

Scoring Actions Analyzed: how were points made (per player)



S - Serve B - Block A - Attack



2014-2015

DATA

BelgiumVolleyStats.be
By Marnix Acar

© Trainerstuff.be
By Wouter Laroy

VIZ

(20141122) MEN ~ HAA (3 ~ 1)
Skills in detail (per player position): Attack/Block

Skill	Position	Game Outcome							Count of SKILL	EFF					
		#	+	!	-	/	=								
A - Attack	HAA	Middle Blocker	8 (62%)	1 (8%)	4 (15%)	1 (8%)	2 (15%)	1 (8%)	13	38%					
		Opposite	13 (32%)	6 (15%)	4 (15%)	9 (22%)	6 (15%)	3 (7%)	41	10%					
		Wing-Spiker	21 (38%)	11 (20%)	3 (9%)	9 (16%)	5 (9%)	6 (11%)	55	18%					
		Total	42 (39%)	18 (17%)	7 (12%)	19 (17%)	13 (12%)	10 (9%)	109	17%					
		MEN	Middle Blocker	12 (63%)	4 (21%)	1 ()	1 (5%)	4 (11%)	1 (3%)	19	58%				
	Opposite		19 (51%)	3 (8%)	4 (11%)	6 (16%)	4 (11%)	1 (3%)	37	38%					
	Setter		1 (33%)	1 (33%)	1 ()				3	33%					
	Wing-Spiker		24 (46%)	2 (4%)	2 (15%)	13 (25%)	8 (15%)	3 (6%)	52	25%					
	Total		56 (50%)	10 (9%)	8 (11%)	20 (18%)	12 (11%)	5 (5%)	111	35%					
	B - Block	HAA	Middle Blocker	5 (45%)		4 ()			2 (18%)	11	27%				
Opposite			5 (83%)					1 (17%)	6	67%					
Setter								1 (100%)	1	-100%					
Wing-Spiker			2 (22%)		2 ()			5 (56%)	9	-33%					
Total			12 (44%)		6 ()			9 (33%)	27	11%					
MEN		Middle Blocker	8 (53%)		1 ()			6 (40%)	15	13%					
		Opposite	1 (25%)		1 ()			2 (50%)	4	-25%					
		Setter	1 (50%)					1 (50%)	2	0%					
		Wing-Spiker	3 (38%)		3 ()			2 (25%)	8	13%					
		Total	13 (45%)		5 ()			11 (38%)	29	7%					
		0	50	0	10	20	0	10	20	0	50	100	-100%	0%	100%
		#	+	!	-	/	=	Count of SKILL					EFF		



2014-2015

DATA

BelgiumVolleyStats.be
By Marnix Acar

© Trainerstuff.be
By Wouter Laroy

VIZ

(20141122) MEN ~ HAA (3 ~ 1)

Skills in detail (per player position): Serve/Reception

Skill	Team	Position	Game Lost		Game Won		!	-	/	=	Count of SKILL	EFF
			#	%	+	%						
S - Serve	HAA	Middle Blocker	1 (5%)	5 (24%)	11 (52%)	4 (19%)	21	-14%				
		Opposite	1 (7%)	2 (14%)	9 (64%)	1 (7%)	14	0%				
		Setter		2 (14%)	12 (86%)		14	0%				
		Wing-Spiker	3 (9%)	7 (22%)	14 (44%)	3 (9%)	5 (16%)	32	-6%			
		Total	5 (6%)	16 (20%)	46 (57%)	4 (5%)	10 (12%)	81	-6%			
	MEN	Middle Blocker	4 (11%)	11 (31%)	16 (46%)	1 (3%)	3 (9%)	35	3%			
		Opposite	2 (14%)	4 (29%)	4 (29%)		4 (29%)	14	-14%			
		Setter	2 (11%)	9 (50%)	4 (22%)	1 (6%)	2 (11%)	18	0%			
		Wing-Spiker	2 (6%)	9 (28%)	16 (50%)	5 (16%)	32	-9%				
		Total	10 (10%)	33 (33%)	40 (40%)	2 (2%)	14 (14%)	99	-4%			
R - Reception	HAA	Libero	10 (25%)	4 (10%)	20 (50%)	1 (3%)	5 (13%)	40	-13%			
		Wing-Spiker	18 (40%)	5 (11%)	16 (36%)	1 (2%)	5 (11%)	45	-11%			
		Total	28 (33%)	9 (11%)	36 (42%)	2 (2%)	10 (12%)	85	-12%			
	MEN	Libero	2 (40%)	2 (40%)		1 (20%)	5	0%				
		Middle Blocker		1 (100%)			1	0%				
		Wing-Spiker	22 (34%)	11 (17%)	24 (37%)	3 (5%)	5 (8%)	65	-8%			
		Total	24 (34%)	14 (20%)	24 (34%)	4 (6%)	5 (7%)	71	-7%			

■ GAME LOST ■ GAME WON



2014-2015

DATA

BelgiumVolleyStats.be
By Marnix Acar

© Trainerstuff.be
By Wouter Laroy

VIZ

(20141122) MEN ~ HAA (3 ~ 1)

Skills in detail (per player): Attack

A - Attack	HAA									Count of SKILL	EFF
		#	+	!	-	/	=				
		1 Tormans	3 (50%)		1 (33%)		2 (33%)		6	17%	
		2 Huysegoms	7 (64%)			1 (9%)	2 (18%)	1 (9%)	11	36%	
		5 Janssen	1 (50%)	1 (50%)					2	50%	
		6 Van Assche	8 (35%)	6 (26%)	1 (17%)	3 (13%)	4 (17%)	1 (4%)	23	13%	
		7 Deroey	2 (20%)	2 (20%)	1 ()	3 (30%)		2 (20%)	10	0%	
		8 MERCKX		1 (100%)					1	0%	
		13 Steenhouwer	11 (52%)	2 (10%)	1 (5%)	3 (14%)	1 (5%)	3 (14%)	21	33%	
		18 Sybers	10 (29%)	6 (17%)	3 (11%)	9 (26%)	4 (11%)	3 (9%)	35	9%	
		Total	42 (39%)	18 (17%)	7 (12%)	19 (17%)	13 (12%)	10 (9%)	109	17%	
	MEN	1 VAN HAARLEM	1 (33%)	1 (33%)	1 ()				3	33%	
		3 SINNESAELE	7 (70%)	2 (20%)				1 (10%)	10	60%	
		5 Martinez Gion					1 (100%)		1	-100%	
		7 Louati	15 (47%)	1 (3%)	1 (13%)	10 (31%)	4 (13%)	1 (3%)	32	31%	
		8 VER EECKE	9 (47%)	1 (5%)	1 (16%)	3 (16%)	3 (16%)	2 (11%)	19	21%	
		10 COX	19 (51%)	3 (8%)	4 (11%)	6 (16%)	4 (11%)	1 (3%)	37	38%	
		11 DELANGHE	5 (56%)	2 (22%)	1 ()	1 (11%)			9	56%	
		Total	56 (50%)	10 (9%)	8 (11%)	20 (18%)	12 (11%)	5 (5%)	111	35%	
			#	+	!	-	/	=			
									Count of SKILL	EFF	



2014-2015

DATA

BelgiumVolleyStats.be
By Marnix Acar

© Trainerstuff.be
By Wouter Laroy

VIZ

(20141122) MEN ~ HAA (3 ~ 1)
Skills in detail (per player): Block

B - Block	HAA	Player	Skill					Count of SKILL	EFF	
			#	+	!	-	/			
		1 Tormans	1 (50%)					1 (50%)	2	0%
		2 Huysegoms	4 (44%)		3 ()			2 (22%)	9	22%
		5 Janssen	1 (50%)		1 ()				2	50%
		6 Van Assche	1 (25%)		1 ()			2 (50%)	4	-25%
		8 MERCKX						1 (100%)	1	-100%
		12 Verelst						1 (100%)	1	-100%
		13 Steenhouver	1 (25%)		1 ()			2 (50%)	4	-25%
		18 Sybers	4 (100%)						4	100%
		Total	12 (44%)		6 ()			9 (33%)	27	11%
	MEN	1 VAN HAARLEM	1 (50%)					1 (50%)	2	0%
		3 SINNESAEL	6 (67%)		1 ()			2 (22%)	9	44%
		7 Louati	2 (33%)		2 ()			2 (33%)	6	0%
		8 VER EECKE	1 (50%)		1 ()				2	50%
		10 COX	1 (25%)		1 ()			2 (50%)	4	-25%
		11 DELANGHE	2 (33%)					4 (67%)	6	-33%
		Total	13 (45%)		5 ()			11 (38%)	29	7%
			#	+	!	-	/	=	Count of SKILL	EFF



2014-2015

DATA

BelgiumVolleyStats.be
By Marnix Acar

© Trainerstuff.be
By Wouter Laroy

VIZ

(20141122) MEN ~ HAA (3 ~ 1)

Skills in detail (per player): Serve

S - Serve	HAA											Count of SKILL	EFF
		#	+	!	-	/	=						
		1 Tormans							3 (100%)			3	0%
		2 Huysegoms		1 (13%)				4 (50%)			3 (38%)	8	-38%
		5 Janssen	1 (8%)	4 (31%)			7 (54%)			1 (8%)	13	0%	
		6 Van Assche	2 (18%)	4 (36%)			4 (36%)	1 (9%)			11	18%	
		7 Deroey					2 (50%)	1 (25%)		1 (25%)	4	-25%	
		12 Verelst		2 (15%)			11 (85%)				13	0%	
		13 Steenhouver	1 (6%)	3 (18%)			8 (47%)	1 (6%)		4 (24%)	17	-18%	
		14 Verspecht					1 (100%)				1	0%	
		18 Sybers	1 (9%)	2 (18%)			6 (55%)	1 (9%)		1 (9%)	11	0%	
		Total	5 (6%)	16 (20%)			46 (57%)	4 (5%)		10 (12%)	81	-6%	
	MEN	1 VAN HAARLEM	2 (11%)	9 (50%)			4 (22%)	1 (6%)		2 (11%)	18	0%	
		3 SINNESAELE	2 (11%)	3 (17%)			10 (56%)	1 (6%)		2 (11%)	18	0%	
		7 Louati	2 (12%)	5 (29%)			7 (41%)			3 (18%)	17	-6%	
		8 VER EECKE		4 (27%)			9 (60%)			2 (13%)	15	-13%	
		10 COX	2 (14%)	4 (29%)			4 (29%)			4 (29%)	14	-14%	
		11 DELANGHE	2 (12%)	8 (47%)			6 (35%)			1 (6%)	17	6%	
		Total	10 (10%)	33 (33%)			40 (40%)	2 (2%)		14 (14%)	99	-4%	
			#	+	!	-	/	=			Count of SKILL	EFF	



2014-2015

DATA

BelgiumVolleyStats.be
By Marnix Acar

© Trainerstuff.be
By Wouter Laroy

VIZ

(20141122) MEN ~ HAA (3 ~ 1)
Skills in detail (per player): Reception

R - Reception	HAA	#		+		!		-		/		=		Count of SKILL	EFF
		Count	%	Count	%	Count	%	Count	%	Count	%	Count	%		
		6 Van Assche	8 (50%)	2 (13%)			4 (25%)			2 (13%)	16			-13%	
		7 Deroey	5 (45%)			4 (36%)			2 (18%)	11				-18%	
		11 Van Reeth	10 (25%)	4 (10%)			20 (50%)	1 (3%)		5 (13%)	40			-13%	
		13 Steenhouver	5 (28%)	3 (17%)			8 (44%)	1 (6%)		1 (6%)	18			-6%	
		Total	28 (33%)	9 (11%)			36 (42%)	2 (2%)		10 (12%)	85			-12%	
	MEN	3 SINNESAEL		1 (100%)							1			0%	
		5 Martinez Gion	2 (100%)								2			0%	
		6 LEMAY	2 (40%)	2 (40%)				1 (20%)			5			0%	
		7 Louati	12 (41%)	2 (7%)			10 (34%)	2 (7%)		3 (10%)	29			-10%	
		8 VER EECKE	8 (24%)	9 (26%)			14 (41%)	1 (3%)		2 (6%)	34			-6%	
		Total	24 (34%)	14 (20%)			24 (34%)	4 (6%)		5 (7%)	71			-7%	
			#	+	!	-	/	=							