



2014-2015

DATA

BelgiumVolleyStats.be
By Marnix Acar

© Trainerstuff.be
By Wouter Laroy

VIZ

Scouting data provided by: Marnix Acar - www.BelgiumVolleyStats.be

Data processing and vizualization: Wouter Laroy - www.trainerstuff.be

Questions/Remarks/Suggestions: info@belgiumvolleystats.be - wouterstrainerstuff@gmail.com

		(20141122) MAA ~ GUI				Grand Total
		3 ~ 1				
		Set 1	Set 2	Set 3	Set 4	
		22 ~ 25	25 ~ 19	26 ~ 24	25 ~ 21	
GUI	4 Verplancke Middle Blocker	8	5	5	10	8 20
	6 DOR Middle Blocker				1	1
	7 VAN DE LOO Wing-Spiker	24	23	27	23	24 73
	8 GODART Setter	22	18	24	18	22 60
	9 Schouren Opposite		1	8	5	14
	10 ABINET Opposite	16	15	8	10	16 33
	14 Van Sande Libero				7	7
	15 REYNDERS Wing-Spiker	1	4	1	1	6
	16 Van De Pontseele Libero	9	14	25	6	9 45
	17 Goverde Middle Blocker	8	3	12	7	8 22
18 Urnaut Wing-Spiker	22	15	27	27	22 69	
MAA	2 Dumont Libero	1	1	4	3	8
	7 DERKONINGEN Libero	9	7	11	8	26 9
	8 RAYMAEKERS Middle Blocker	13	7	10	14	31 13
	9 Lecat Wing-Spiker	21	14	19	22	55 21
	10 Höhne Wing-Spiker	22	21	10		31 22
	12 Parkinson Middle Blocker	11	12	18	16	46 11
	14 Padar Opposite	18	16	27	16	59 18
	15 Finoli Setter	1		1	1	1
	16 Grozdanov Wing-Spiker			7	14	21
18 Lushtaku Setter	22	16	23	20	59 22	

■ SET WON ■ SET LOST



2014-2015

DATA

BelgiumVolleyStats.be
By Marnix Acar

© Trainerstuff.be
By Wouter Laroy

VIZ

(20141122) MAA ~ GUI (3 ~ 1)
Game analysis

TOI	ScoringActi..	TOIServe						OPPServe							
		TOISCORE			OPPSCORE			Total	TOISCORE			OPPSCORE			Total
		TOI	OPP	Total	TOI	OPP	Total		TOI	OPP	Total	TOI	OPP	Total	
GUI	A#	11		11		44	44	55	41		41		12	12	53
	S#	5		5				5				3	3	3	
	A=		6	6				6		1		8	8	9	
	A/		2	2		7	7	9		2		7	7	9	
	B/									2				2	
	S=					8	8	8		13				13	
	E=					3	3	3		2		1	1	3	
	D=		1	1		1	1	2		1				1	
B=											1	1	1		
	Total	16	9	25	19	44	63	88	41	21	62	16	16	32	94
MAA	A#	12		12		41	41	53	44		44		11	11	55
	S#	3		3				3				5	5	5	
	A=		8	8		1	1	9				6	6	6	
	A/		7	7		2	2	9		7	7	2	2	9	
	B/					2	2	2						2	
	S=					13	13	13		8	8			8	
	E=		1	1		2	2	3		3	3			3	
	D=					1	1	1		1	1	1	1	2	
B=	1		1				1						1		
	Total	16	16	32	21	41	62	94	44	19	63	9	16	25	88

Attack

		Count of SKILL	%SCORE	%SCORE	EFF
18 Lushtaku	MAA	3	100%	0%	100%
8 RAYMAEKERS	MAA	10	80%	0%	80%
17 Goverde	GUI	12	75%	8%	67%
14 Padar	MAA	44	59%	14%	45%
12 Parkinson	MAA	9	56%	11%	44%
7 VAN DE LOO	GUI	37	46%	11%	35%
10 ABINET	GUI	24	46%	17%	29%
9 Lecat	MAA	21	43%	5%	38%
18 Urnaut	GUI	32	41%	28%	13%
10 Höhne	MAA	8	38%	25%	13%
16 Grozdanov	MAA	8	38%	13%	25%
9 Schouren	GUI	7	29%	29%	0%
4 Verplancke	GUI	8	25%	25%	0%
8 GODART	GUI	1	0%	0%	0%

Block

		Count of SKILL	#
12 Parkinson	MAA	17	6
8 RAYMAEKERS	MAA	14	2
9 Lecat	MAA	5	2
10 ABINET	GUI	6	2
14 Padar	MAA	10	2
18 Urnaut	GUI	3	2
10 Höhne	MAA	4	1
18 Lushtaku	MAA	8	1
4 Verplancke	GUI	9	
7 VAN DE LOO	GUI	6	
8 GODART	GUI	3	
16 Grozdanov	MAA	3	
17 Goverde	GUI	6	

Serve

		Count of SKILL	%	%
8 GODART	GUI	16	13%	6%
10 Höhne	MAA	10	10%	20%
10 ABINET	GUI	12	8%	8%
18 Lushtaku	MAA	12	8%	8%
14 Padar	MAA	13	8%	23%
7 VAN DE LOO	GUI	14	7%	7%
18 Urnaut	GUI	16	6%	13%
4 Verplancke	GUI	7		14%
6 DOR	GUI	1		
8 RAYMAEKERS	MAA	15		13%
9 Lecat	MAA	16		19%
9 Schouren	GUI	4		25%
12 Parkinson	MAA	22		5%
15 Finoli	MAA	3		
15 REYNDERS	GUI	7		14%
16 Grozdanov	MAA	4		25%
17 Goverde	GUI	11		

Reception

		Count of SKILL	%	%	%
9 Lecat	MAA	19	47%	5%	
7 DERKONINGEN	MAA	32	44%	19%	3%
16 Grozdanov	MAA	5	40%	20%	
7 VAN DE LOO	GUI	18	39%	28%	
10 Höhne	MAA	22	32%	27%	14%
14 Van Sande	GUI	5	20%		
16 Van De Pontseele	GUI	36	17%	33%	6%
18 Urnaut	GUI	23	13%	17%	4%
8 RAYMAEKERS	MAA	1			
12 Parkinson	MAA	1			100%

UPPER:
TOI = Team of Interest = Team analyzed OPP = Opponent
XXXServe = who served XXXSCORE = who got the point



2014-2015

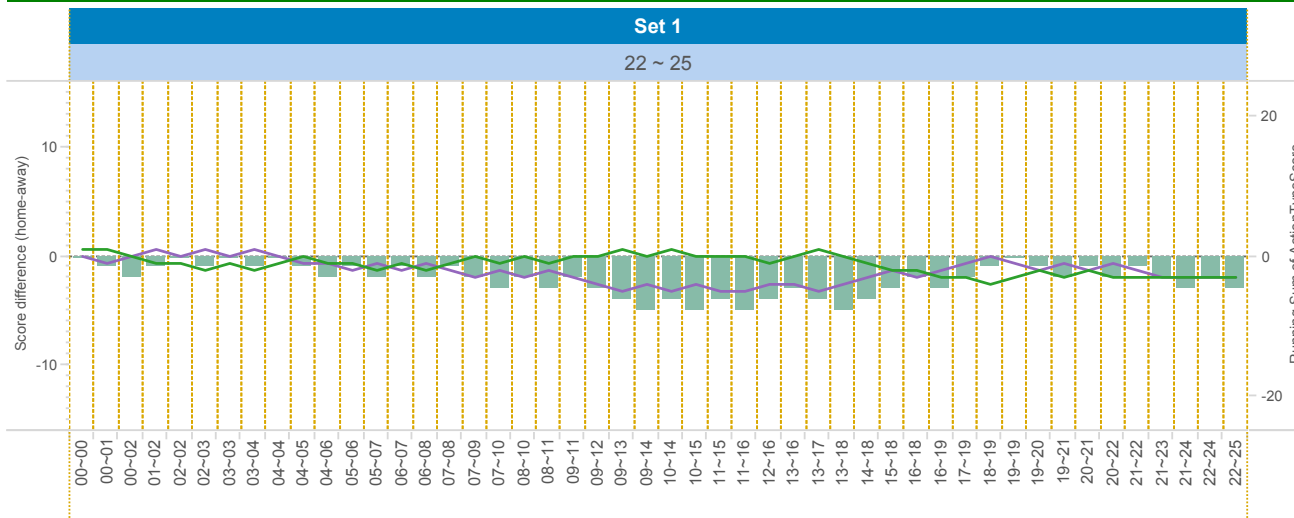
DATA

BelgiumVolleyStats.be
By Marnix Acar

© Trainerstuff.be
By Wouter laroy

VIZ

(20141122) MAA ~ GUI (3 ~ 1)
Set analysis - Set 1



TEAM_NAME

- GUI
- MAA

UPPER LEFT:

+1: A# - B# - S# -1: A=, A/, B=, B/, S=, R=, D=, F=, S=

LOWER LEFT:

TOI = Team of Interest = Team analyzed OPP = Opponent
XXXServe = who served XXXSCORE = who got the point

LOWER RIGHT:

Attack sorted on #SCORE

		Set 1													
		TOIServe						OPPServe							
		TOISCORE			OPPSCORE			Total	TOISCORE			OPPSCORE			Total
TOI	Scorin..	TOI	OPP	Total	TOI	OPP	Total		TOI	OPP	Total	TOI	OPP	Total	
GUI	A#	4		4		12	12	16	10		10		2	2	12
	S#	1		1			1	1				1	1	1	
	A=		3	3			3							3	
	A/				1		1	1		1	1	3		3	4
	B/					1	1	1		1	1				1
	S=					1	1	1		4	4				4
	E=					2	2	2		1	1				1
	Total	5	3	8	4	12	16	24	10	7	17	3	3	6	23
MAA	A#	2		2		10	10	12	12		12		4	4	16
	S#	1		1			1	1				1	1	1	
	A=											3		3	
	A/		3	3	1		1	4		1	1			1	
	B/					1	1	1							1
	S=					4	4	4		1	1				1
	E=					1	1	1		2	2				2
	Total	3	3	6	7	10	17	23	12	4	16	3	5	8	24

Attacking skills

		Count of SKILL	#SCORE	#SCORE%	NOSCORE	NOSCORE%	=SCORE	=SCORE%	EFF
7 VAN DE LOO	GUI	10	5	50%	3	30%	2	20%	30%
14 Padar	MAA	11	5	45%	3	27%	3	27%	18%
8 RAYMAEKERS	MAA	5	4	80%	1	20%	0	0%	80%
18 Urnaut	GUI	7	4	57%	2	29%	1	14%	43%
9 Lecat	MAA	8	3	38%	4	50%	1	13%	25%
10 ABINET	GUI	7	3	43%	3	43%	1	14%	29%
17 Goverde	GUI	2	2	100%	0	0%	0	0%	100%
10 Höhne	MAA	3	1	33%	2	67%	0	0%	33%
12 Parkinson	MAA	2	1	50%	1	50%	0	0%	50%



2014-2015

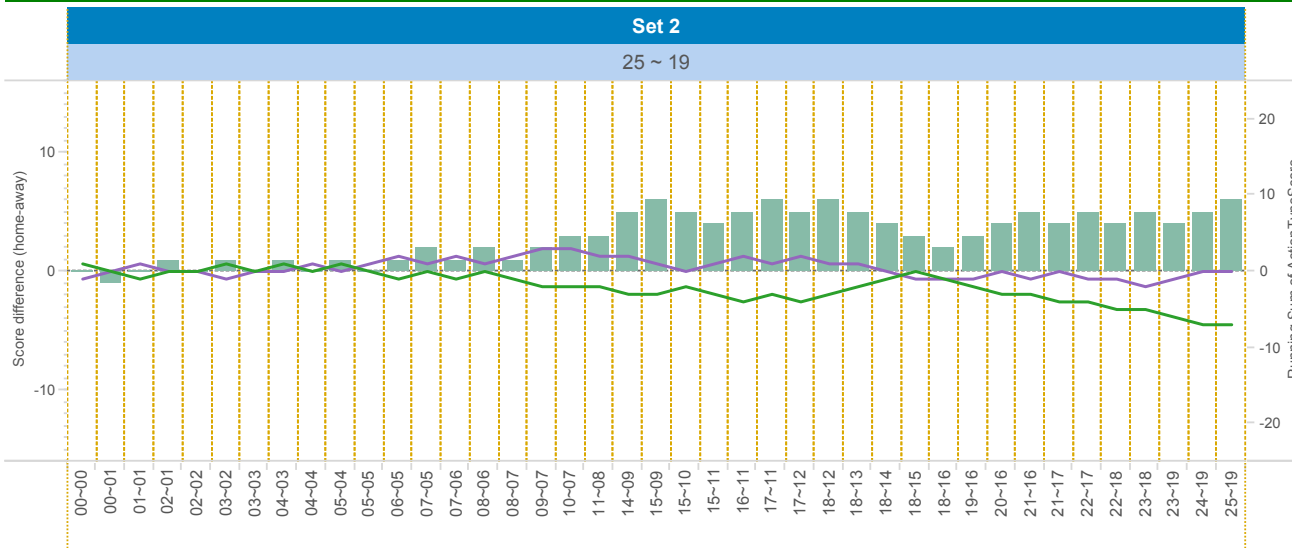
DATA

BelgiumVolleyStats.be
By Marnix Acar

© Trainerstuff.be
By Wouter Laroy

VIZ

(20141122) MAA ~ GUI (3 ~ 1)
Set analysis - Set 2



TEAM_NAME

- GUI
- MAA

UPPER LEFT:

+1: A# - B# - S# -1: A=, A/, B=, B/, S=, R=, D=, F=, S=

LOWER LEFT:

TOI = Team of Interest = Team analyzed OPP = Opponent
XXXServe = who served XXXSCORE = who got the point

LOWER RIGHT:

Attack sorted on #SCORE

Attacking skills

		Set 2													
		TOIServe						OPPServe							
TOI	Scorin..	TOIScore			OPPScore			Total	TOIScore			OPPScore			Total
		TOI	OPP	Total	TOI	OPP	Total		TOI	OPP	Total	TOI	OPP	Total	
GUI	A#	2		2		7	7	9	8		8		3	3	11
	S#	2		2				2				1	1	2	
	A=												2	2	
	A/					2	2	2					2	2	
	S=					2	2	2		4	4			4	
	E=					1	1	1							
	D=		1	1		1	1	2							
	B=												1	1	
Total		4	1	5	6	7	13	18	8	4	12	4	5	9	21
MAA	A#	3		3		8	8	11	7		7		2	2	9
	S#	1		1				1				2	2	2	
	A=												2	2	
	A/		2	2									2	2	
	S=		2	2		4	4	4		2	2			2	
	E=									1	1			1	
	D=									1	1		1	2	
	B=		1	1				1				1		1	
Total		5	4	9	4	8	12	21	7	6	13	1	4	5	18

		Count of SKILL	#SCORE	#SCORE%	NOSCORE	NOSCORE%	=SCORE	=SCORE%	EFF
14 Padar	MAA	9	7	78%	2	22%	0	0%	78%
7 VAN DE LOO	GUI	9	5	56%	3	33%	1	11%	44%
10 ABINET	GUI	8	2	25%	4	50%	2	25%	0%
10 Höhe	MAA	3	2	67%	1	33%	0	0%	67%
18 Urnaut	GUI	7	2	29%	3	43%	2	29%	0%
4 Verplancke	GUI	2	1	50%	0	0%	1	50%	0%
8 RAYMAEKERS	MAA	1	1	100%	0	0%	0	0%	100%
9 Lecat	MAA	5	1	20%	4	80%	0	0%	20%
17 Goverde	GUI	1	1	100%	0	0%	0	0%	100%



2014-2015

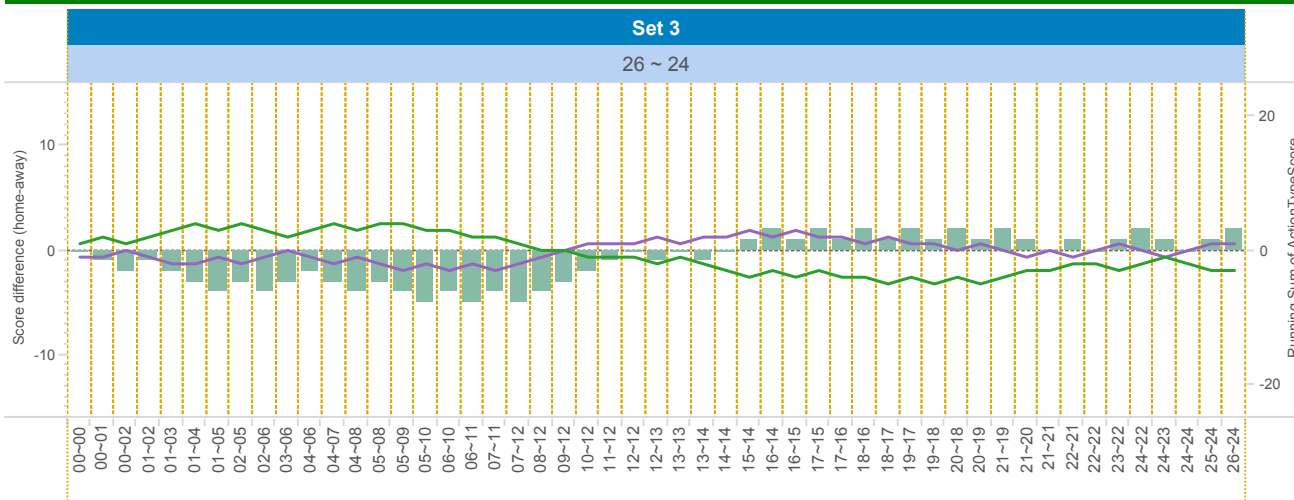
DATA

BelgiumVolleyStats.be
By Marnix Acar

© Trainerstuff.be
By Wouter Iaroy

ZIV

(20141122) MAA ~ GUI (3 ~ 1)
Set analysis - Set 3



TEAM_NAME

- GUI
- MAA

UPPER LEFT:

+1: A# - B# - S# -1: A=, A/, B=, B/, S=, R=, D=, F=, S=

LOWER LEFT:

TOI = Team of Interest = Team analyzed OPP = Opponent
XXXServe = who served XXXSCORE = who got the point

LOWER RIGHT:

Attack sorted on #SCORE

		Set 3															
		TOIServe							OPPServe								
		TOIScore			OPPScore				Total	TOIScore			OPPScore				Total
TOI	Scorin..	TOI	OPP	Total	TOI	OPP	Total	TOI		OPP	Total	TOI	OPP	Total	OPP	Total	
GUI	A#	3		3		13	13	16	11		11		5	5	16		
	S#	1		1			1	1					5	5	1		
	A=		1	1			1	1			1		1	1	1		
	A/		2	2	2		2	4		1	1	2		2	3		
	B/									1	1			1	1		
	S=				2		2	2		2	2			2	2		
	E=					2		2		1	1	1		1	2		
	D=									1	1			1	1		
	Total		4	3	7	4	13	17	24	11	6	17	4	5	9	26	
MAA	A#	5		5		11	11	16	13		13		3	3	16		
	S#												1	1	1		
	A=		1	1			1	1			1		1	1	1		
	A/		2	2	1		1	3		2	2	2		2	4		
	B/				1		1	1									
	S=				2		2	2		2	2				2		
	E=		1	1	1		1	2									
	D=				1		1	1									
	Total		5	4	9	6	11	17	26	13	4	17	3	4	7	24	

Attacking skills

		Count of SKILL	#SCORE	#SCORE%	NOSCORE	NOSCORE%	=SCORE	=SCORE%	EFF
14 Padar	MAA	15	8	53%	5	33%	2	13%	40%
17 Goverde	GUI	7	5	71%	2	29%	0	0%	71%
18 Urnaut	GUI	11	4	36%	4	36%	3	27%	9%
7 VAN DE LOO	GUI	12	3	25%	8	67%	1	8%	17%
8 RAYMAEKERS	MAA	3	3	100%	0	0%	0	0%	100%
18 Lushtaku	MAA	3	3	100%	0	0%	0	0%	100%
12 Parkinson	MAA	3	2	67%	1	33%	0	0%	67%
16 Grozdanov	MAA	3	2	67%	1	33%	0	0%	67%
4 Verplancke	GUI	2	1	50%	1	50%	0	0%	50%
9 Schouren	GUI	3	1	33%	2	67%	0	0%	33%
10 ABINET	GUI	2	1	50%	0	0%	1	50%	0%
8 GODART	GUI	1	0	0%	1	100%	0	0%	0%
9 Lecat	MAA	2	0	0%	2	100%	0	0%	0%
10 Höhne	MAA	2	0	0%	0	0%	2	100%	-100%



2014-2015

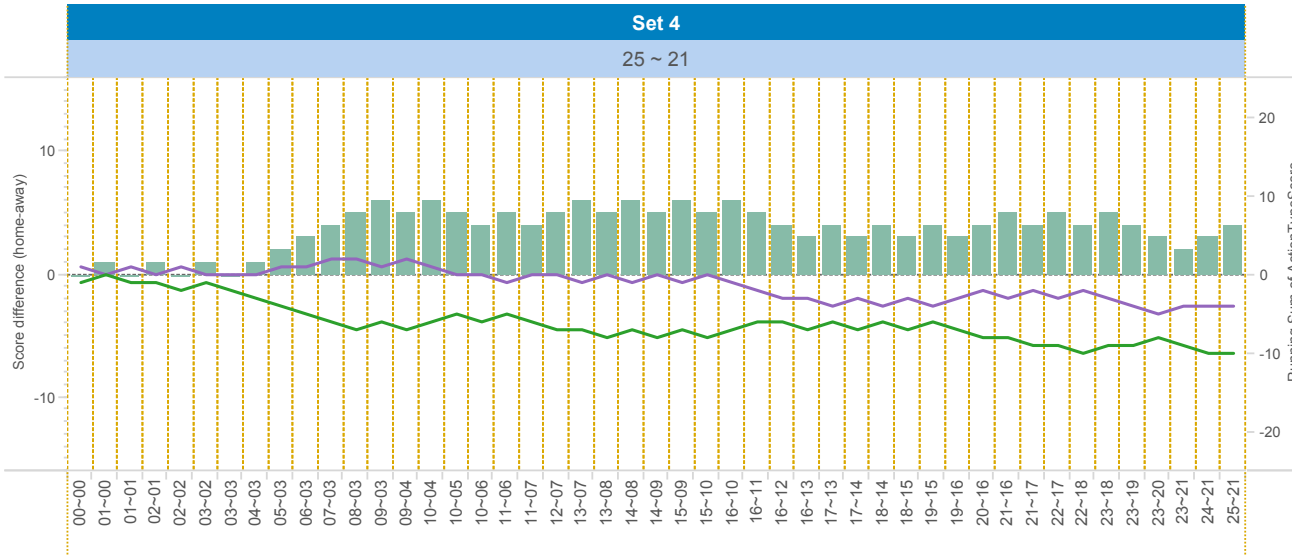
DATA

BelgiumVolleyStats.be
By Marnix Acar

© Trainerstuff.be
By Wouter Laroy

VIZ

(20141122) MAA ~ GUI (3 ~ 1)
Set analysis - Set 4



TEAM_NAME

- GUI
- MAA

UPPER LEFT:

+1: A# - B# - S# -1: A=, A/, B=, B/, S=, R=, D=, F=, S=

LOWER LEFT:

TOI = Team of Interest = Team analyzed OPP = Opponent
XXXServe = who served XXXSCORE = who got the point

LOWER RIGHT:

Attack sorted on #SCORE

Attacking skills

		Set 4												
		TOIServe						OPPServe						
		TOISCORE		OPPSCORE		Total	TOISCORE		OPPSCORE		Total	Total		
TOI	Scorin..	TOI	OPP	Total	TOI	OPP	Total	TOI	OPP	Total	TOI	OPP	Total	
GUI	A#	2		2		12	12	14	12		12	2	2	14
	S#	1		1				1		1	1		1	
	A=		2	2				1	1	5			5	
	A/				2		2							
	S=				3		3		3	3			3	
	Total		3	2	5	5	12	17	22	12	4	16	5	3
MAA	A#	2		2		12	12	14	12		12	2	2	14
	S#	1		1				1		1	1		1	
	A=		5	5	1		1	6			2		2	
	A/								2	2			2	
	S=				3		3	3		3	3		3	
	Total		3	5	8	4	12	16	24	12	5	17	2	3

		Count of SKILL	#SCORE	#SCORE%	NOSCORE	NOSCORE%	=SCORE	=SCORE%	EFF
14 Padar	MAA	9	6	67%	2	22%	1	11%	56%
9 Lecat	MAA	6	5	83%	1	17%	0	0%	83%
10 ABINET	GUI	7	5	71%	2	29%	0	0%	71%
7 VAN DE LOO	GUI	6	4	67%	2	33%	0	0%	67%
18 Urnaut	GUI	7	3	43%	1	14%	3	43%	0%
12 Parkinson	MAA	4	2	50%	1	25%	1	25%	25%
9 Schouren	GUI	4	1	25%	1	25%	2	50%	-25%
16 Grozdanov	MAA	5	1	20%	3	60%	1	20%	0%
17 Goverde	GUI	2	1	50%	0	0%	1	50%	0%
4 Verplancke	GUI	4	0	0%	3	75%	1	25%	-25%
8 RAYMAEKERS	MAA	1	0	0%	1	100%	0	0%	0%



2014-2015

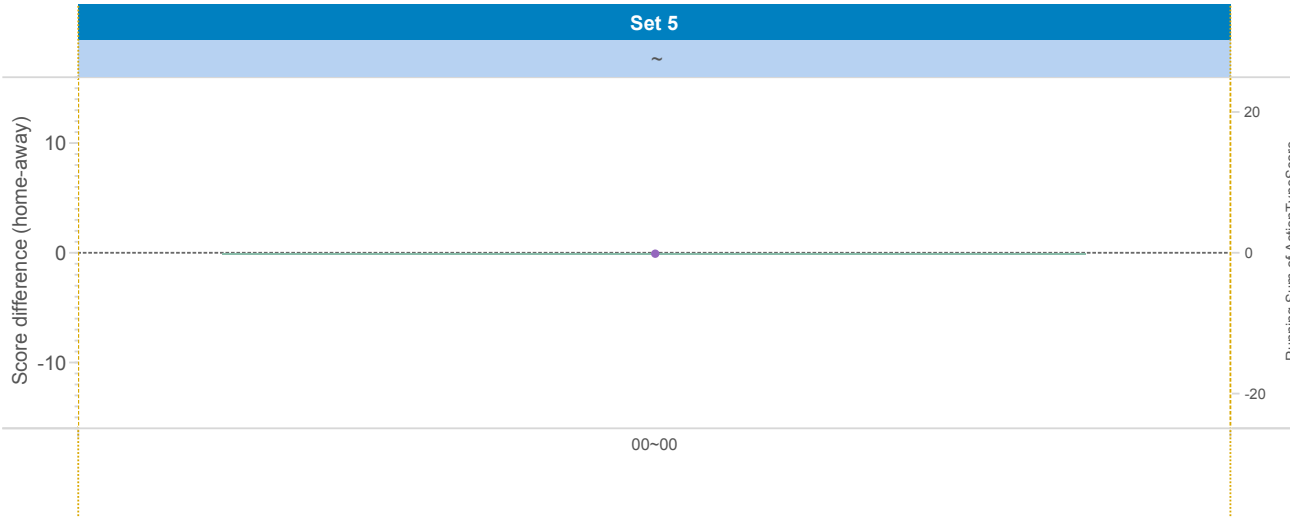
DATA

BelgiumVolleyStats.be
By Marnix Acar

© Trainerstuff.be
By Wouter Laroy

VIZ

(20141122) MAA ~ GUI (3 ~ 1)
Set analysis - Set 5



TEAM_NAME

MAA

UPPER LEFT:

+1: A# - B# - S# -1: A=, A/, B=, B/, S=, R=, D=, F=, S=

LOWER LEFT:

TOI = Team of Interest = Team analyzed OPP = Opponent
XXXServe = who served XXXSCORE = who got the point

LOWER RIGHT:

Attack sorted on #SCORE

Attacking skills

		Count of SKILL	#SCORE	#SCORE%	NOSCORE	NOSCORE%	=SCORE	=SCORE%	EFF
14 Padar	MAA	44	26	59%	12	27%	6	14%	45%
7 VAN DE LOO	GUI	37	17	46%	16	43%	4	11%	35%
18 Urnaut	GUI	32	13	41%	10	31%	9	28%	13%
10 ABINET	GUI	24	11	46%	9	38%	4	17%	29%
9 Lecat	MAA	21	9	43%	11	52%	1	5%	38%
17 Goverde	GUI	12	9	75%	2	17%	1	8%	67%
8 RAYMAEKERS	MAA	10	8	80%	2	20%	0	0%	80%
12 Parkinson	MAA	9	5	56%	3	33%	1	11%	44%
10 Höhne	MAA	8	3	38%	3	38%	2	25%	13%
16 Grozdanov	MAA	8	3	38%	4	50%	1	13%	25%
18 Lushtaku	MAA	3	3	100%	0	0%	0	0%	100%
4 Verplancke	GUI	8	2	25%	4	50%	2	25%	0%
9 Schouren	GUI	7	2	29%	3	43%	2	29%	0%
8 GODART	GUI	1	0	0%	1	100%	0	0%	0%



2014-2015

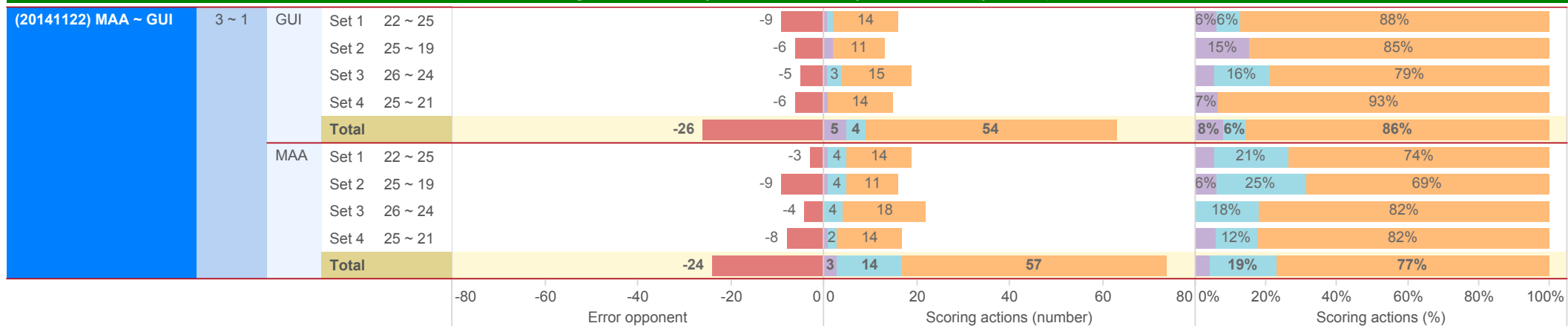
DATA

BelgiumVolleyStats.be
By Marnix Acar

© Trainerstuff.be
By Wouter Laroy

VIZ

(20141122) MAA ~ GUI (3 ~ 1)
Scoring Actions Analyzed: how were points made (per set)



S - Serve B - Block A - Attack



2014-2015

DATA

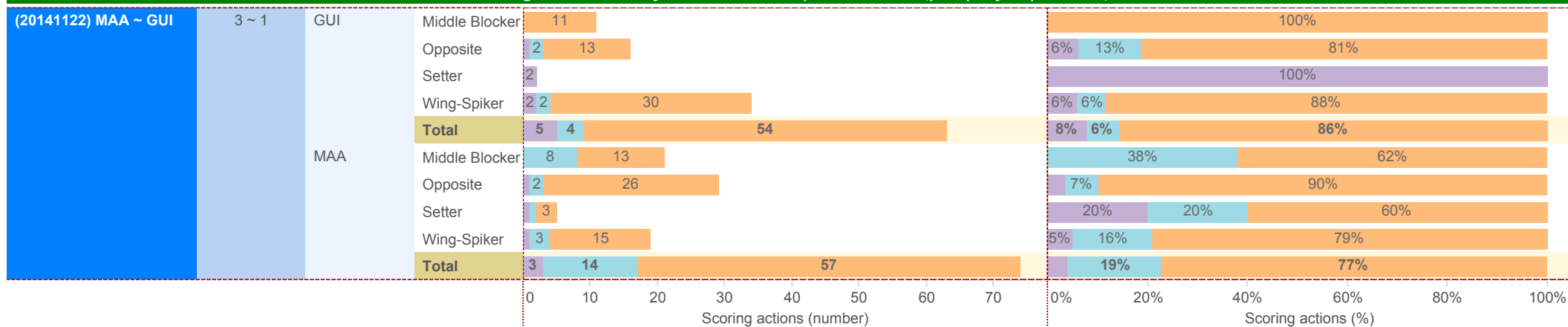
BelgiumVolleyStats.be
By Marnix Acar

© Trainerstuff.be
By Wouter Laroy

VIZ

(20141122) MAA ~ GUI (3 ~ 1)

Scoring Actions Analyzed: how were points made (per player position)



S - Serve B - Block A - Attack



2014-2015

DATA

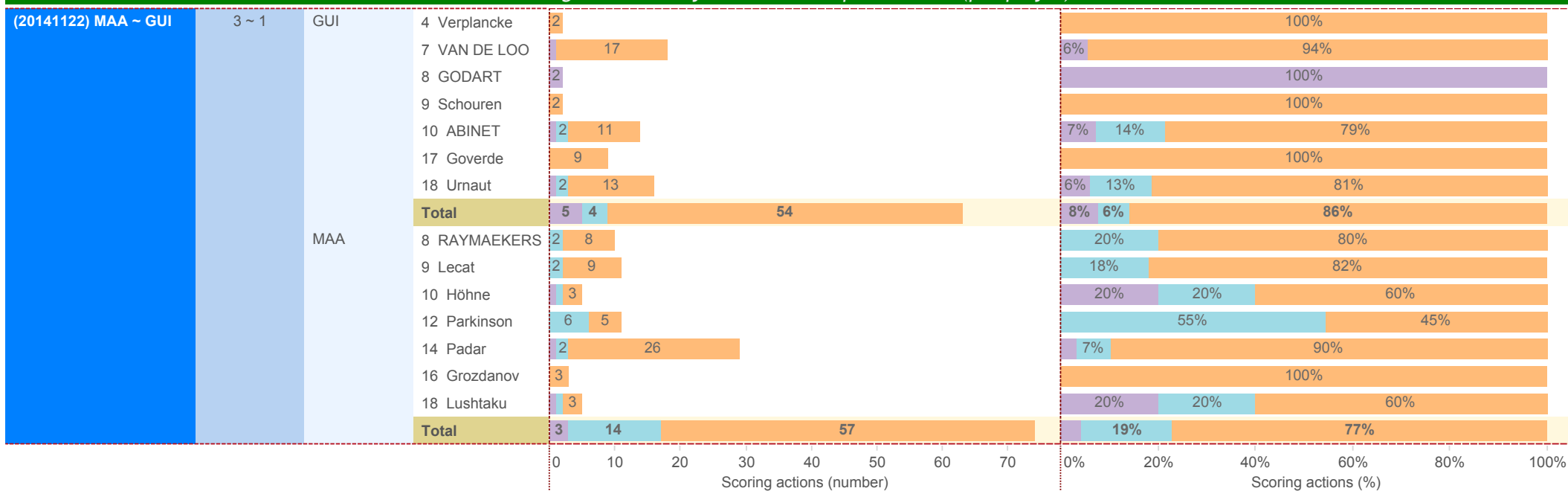
BelgiumVolleyStats.be
By Marnix Acar

© Trainerstuff.be
By Wouter Laroy

VIZ

(20141122) MAA ~ GUI (3 ~ 1)

Scoring Actions Analyzed: how were points made (per player)



S - Serve B - Block A - Attack



2014-2015

DATA

BelgiumVolleyStats.be
By Marnix Acar

© Trainerstuff.be
By Wouter Laroy

VIZ

(20141122) MAA ~ GUI (3 ~ 1)
Skills in detail (per player position): Attack/Block

Skill	Position	Game Outcome							Total	EFF
		Game Lost	Game Won	Game Lost	Game Won	Game Lost	Game Won	Game Lost		
A - Attack	GUI	Middle Blocker	11 (55%)	3 (15%)	2 ()	1 (5%)	3 (15%)	20	40%	
		Opposite	13 (42%)	2 (6%)	4 (13%)	6 (19%)	2 (6%)	31	23%	
		Setter				1 (100%)		1	0%	
		Wing-Spiker	30 (43%)	5 (7%)	7 (14%)	14 (20%)	10 (14%)	3 (4%)	69	25%
		Total	54 (45%)	10 (8%)	13 (12%)	22 (18%)	14 (12%)	8 (7%)	121	26%
	MAA	Middle Blocker	13 (68%)			5 (26%)	1 (5%)	19	63%	
		Opposite	26 (59%)	3 (7%)		9 (20%)	3 (7%)	44	45%	
		Setter	3 (100%)					3	100%	
		Wing-Spiker	15 (41%)	3 (8%)	2 (3%)	13 (35%)	1 (3%)	3 (8%)	37	30%
		Total	57 (55%)	6 (6%)	2 (4%)	27 (26%)	4 (4%)	7 (7%)	103	45%
B - Block	GUI	Middle Blocker		2 (13%)			9 (60%)	4 (27%)	15	-87%
		Opposite	2 (33%)		1 (33%)		2 (33%)	1 (17%)	6	-17%
		Setter		2 (67%)	1 ()				3	0%
		Wing-Spiker	2 (22%)	2 (22%)		2 (22%)	2 (22%)	1 (11%)	9	-11%
		Total	4 (12%)	6 (18%)	2 (39%)	2 (6%)	13 (39%)	6 (18%)	33	-45%
	MAA	Middle Blocker	8 (26%)	1 (3%)	5 (45%)	1 (3%)	14 (45%)	2 (6%)	31	-26%
		Opposite	2 (20%)		5 ()	1 (10%)		2 (20%)	10	0%
		Setter	1 (13%)	2 (25%)	1 (38%)		3 (38%)	1 (13%)	8	-38%
		Wing-Spiker	3 (25%)	2 (17%)	2 (17%)	1 (8%)	2 (17%)	2 (17%)	12	-8%
		Total	14 (23%)	5 (8%)	13 (31%)	3 (5%)	19 (31%)	7 (11%)	61	-20%
		0 50 100	0 5 10 15	0 10 20	0 20 40	0 10 20 30	0 5 10	0 50 100 150	-100% 0% 100%	
		#	+	!	-	/	=	Count of SKILL	EFF	



2014-2015

DATA

BelgiumVolleyStats.be
By Marnix Acar

© Trainerstuff.be
By Wouter Laroy

VIZ

(20141122) MAA ~ GUI (3 ~ 1)
Skills in detail (per player position): Serve/Reception

Skill	Position	Game Lost		Game Won		Count of SKILL	EFF				
		#	+	!	-						
S - Serve	GUI	Middle Blocker	5 (26%)		13 (68%)	1 (5%)	19	-5%			
		Opposite	1 (6%)	5 (31%)	8 (50%)	2 (13%)	16	-6%			
		Setter	2 (13%)	2 (13%)	10 (63%)	1 (6%)	16	6%			
		Wing-Spiker	2 (5%)	14 (38%)	15 (41%)	2 (5%)	37	-5%			
		Total	5 (6%)	26 (30%)	46 (52%)	3 (3%)	88	-3%			
	MAA	Middle Blocker		18 (49%)		3 (8%)	37	-8%			
		Opposite	1 (8%)	2 (15%)	7 (54%)	3 (23%)	13	-15%			
		Setter	1 (7%)	7 (47%)	5 (33%)	1 (7%)	15	0%			
		Wing-Spiker	1 (3%)	11 (37%)	10 (33%)	2 (7%)	30	-17%			
		Total	3 (3%)	38 (40%)	38 (40%)	3 (3%)	95	-11%			
R - Reception	GUI	Libero	7 (17%)	12 (29%)	5 (7%)	12 (29%)	3 (7%)	2 (5%)	41	-5%	
		Wing-Spiker	10 (24%)	9 (22%)	6 ()	15 (37%)		1 (2%)	41	-2%	
		Total	17 (21%)	21 (26%)	11 (4%)	27 (33%)	3 (4%)	3 (4%)	82	-4%	
	MAA	Libero		14 (44%)	6 (19%)	1 (3%)	9 (28%)	1 (3%)	1 (3%)	32	-3%
		Middle Blocker				1 (50%)		1 (50%)	2	-50%	
		Wing-Spiker		18 (39%)	8 (17%)	5 (4%)	10 (22%)	2 (4%)	3 (7%)	46	-7%
Total	32 (40%)	14 (18%)	6 (4%)	20 (25%)	3 (4%)	5 (6%)	80	-6%			



2014-2015

DATA

BelgiumVolleyStats.be
By Marnix Acar

© Trainerstuff.be
By Wouter Laroy

VIZ

(20141122) MAA ~ GUI (3 ~ 1)
Skills in detail (per player): Attack

A - Attack		GUI	4 Verplancke	7 VAN DE LOO	8 GODART	9 Schouren	10 ABINET	17 Goverde	18 Urnaut	Total	MAA	8 RAYMAEKERS	9 Lecat	10 Höhne	12 Parkinson	14 Padar	16 Grozdanov	18 Lushtaku	Total	#	+	!	-	/	=	Count of SKILL	EFF	
			2 (25%)	17 (46%)		2 (29%)	11 (46%)	9 (75%)	13 (41%)	54 (45%)		8 (80%)	9 (43%)	3 (38%)	5 (56%)	26 (59%)	3 (38%)	3 (100%)	57 (55%)									
			2 (25%)	3 (8%)		1 (14%)	1 (4%)	1 (8%)	2 (6%)	10 (8%)		2 (10%)	2 (10%)		3 (7%)	3 (7%)	1 (13%)	6 (6%)										
			2 ()	4 (8%)			4 (17%)		3 (22%)	13 (12%)		1 ()						2 (4%)										
				9 (24%)		2 (29%)	4 (17%)	1 (8%)	5 (16%)	22 (18%)		2 (20%)	8 (38%)	3 (38%)	3 (33%)	9 (20%)	2 (25%)	27 (26%)										
				3 (8%)			4 (17%)		7 (22%)	14 (12%)			1 (13%)	1 (13%)	3 (7%)	3 (7%)	1 (13%)	4 (4%)										
				1 (3%)		2 (29%)		1 (8%)	2 (6%)	8 (7%)		1 (5%)	1 (13%)	1 (11%)	3 (7%)	1 (13%)	7 (7%)											
				8	37	1	24	12	32	121		10	21	8	9	44	8	3	103									
				0%	35%	0%	29%	67%	13%	26%		80%	38%	13%	44%	45%	25%	100%	45%									



2014-2015

DATA

BelgiumVolleyStats.be
By Marnix Acar

© Trainerstuff.be
By Wouter Laroy

VIZ

(20141122) MAA ~ GUI (3 ~ 1)

Skills in detail (per player): Block

B - Block	Team	Player	Skill						Count of SKILL	EFF	
			#	+	!	-	/	=			
B - Block	GUI	4 Verplancke						6 (67%)	3 (33%)	9	-100%
		7 VAN DE LOO		2 (33%)			2 (33%)			6	-33%
		8 GODART		2 (67%)	1 ()					3	0%
		10 ABINET	2 (33%)		1 (33%)		2 (33%)	1 (17%)		6	-17%
		17 Goverde		2 (33%)			3 (50%)	1 (17%)		6	-67%
		18 Urnaut	2 (67%)					1 (33%)		3	33%
		Total	4 (12%)	6 (18%)	2 (39%)	2 (6%)	13 (39%)	6 (18%)	33	-45%	
	MAA	8 RAYMAEKERS	2 (14%)	1 (7%)	2 (64%)		9 (64%)			14	-50%
		9 Lecat	2 (40%)	2 (40%)				1 (20%)		5	20%
		10 Höhne	1 (25%)		1 (25%)	1 (25%)	1 (25%)			4	0%
12 Parkinson		6 (35%)		3 (29%)	1 (6%)	5 (29%)	2 (12%)		17	-6%	
14 Padar		2 (20%)		5 ()	1 (10%)		2 (20%)		10	0%	
16 Grozdanov				1 (33%)		1 (33%)	1 (33%)		3	-67%	
18 Lushtaku		1 (13%)	2 (25%)	1 (38%)		3 (38%)	1 (13%)		8	-38%	
Total	14 (23%)	5 (8%)	13 (31%)	3 (5%)	19 (31%)	7 (11%)	61	-20%			
		#	+	!	-	/	=	Count of SKILL	EFF		



2014-2015

DATA

BelgiumVolleyStats.be
By Marnix Acar

© Trainerstuff.be
By Wouter Laroy

VIZ

(20141122) MAA ~ GUI (3 ~ 1)

Skills in detail (per player): Serve

S - Serve	Team	Player	Game 1					Game 2					Count of SKILL	EFF			
			#	+	!	-	/	=	#	+	!	-			/	=	
S - Serve	GUI	4 Verplancke				3 (43%)						3 (43%)			1 (14%)	7	-14%
		6 DOR										1 (100%)				1	0%
		7 VAN DE LOO	1 (7%)			6 (43%)				1 (7%)			5 (36%)	1 (7%)		14	0%
		8 GODART	2 (13%)			2 (13%)				1 (6%)			10 (63%)	1 (6%)		16	6%
		9 Schouren				1 (25%)							2 (50%)			4	-25%
		10 ABINET	1 (8%)			4 (33%)							6 (50%)			12	0%
		15 REYNDERS				4 (57%)							1 (14%)	1 (14%)		7	-14%
		17 Goverde				2 (18%)							9 (82%)			11	0%
		18 Urnaut	1 (6%)			4 (25%)							9 (56%)			16	-6%
		Total			5 (6%)		26 (30%)				3 (3%)		46 (52%)	8 (9%)		88	-3%
S - Serve	MAA	8 RAYMAEKERS				4 (27%)						9 (60%)	2 (13%)		15	-13%	
		9 Lecat				5 (31%)						6 (38%)	2 (13%)		16	-19%	
		10 Höhne	1 (10%)			4 (40%)						3 (30%)			10	-10%	
		12 Parkinson				14 (64%)						7 (32%)	1 (5%)		22	-5%	
		14 Padar	1 (8%)			2 (15%)						7 (54%)			13	-15%	
		15 Finoli				1 (33%)						1 (33%)	1 (33%)		3	0%	
		16 Grozdanov				2 (50%)						1 (25%)			4	-25%	
		18 Lushtaku	1 (8%)			6 (50%)						4 (33%)			12	0%	
		Total			3 (3%)		38 (40%)				3 (3%)		38 (40%)	13 (14%)		95	-11%
					#	+	!	-	/	=						Count of SKILL	EFF



2014-2015

DATA

BelgiumVolleyStats.be
By Marnix Acar

© Trainerstuff.be
By Wouter Laroy

VIZ

(20141122) MAA ~ GUI (3 ~ 1)
Skills in detail (per player): Reception

R - Reception		Skill						Count of SKILL	EFF	
		#	+	!	-	/	=			
GUI	7 VAN DE LOO	7 (39%)	5 (28%)	3 ()	3 (17%)			18	0%	
	14 Van Sande	1 (20%)		1 (20%)	2 (40%)	1 (20%)		5	0%	
	16 Van De Pontseele	6 (17%)	12 (33%)	4 (6%)	10 (28%)	2 (6%)	2 (6%)	36	-6%	
	18 Urnaut	3 (13%)	4 (17%)	3 ()	12 (52%)		1 (4%)	23	-4%	
	Total	17 (21%)	21 (26%)	11 (4%)	27 (33%)	3 (4%)	3 (4%)	82	-4%	
	MAA	7 DERKONINGEN	14 (44%)	6 (19%)	1 (3%)	9 (28%)	1 (3%)	1 (3%)	32	-3%
		8 RAYMAEKERS				1 (100%)			1	0%
9 Lecat		9 (47%)	1 (5%)	2 ()	7 (37%)			19	0%	
10 Höhne		7 (32%)	6 (27%)	2 (9%)	2 (9%)	2 (9%)	3 (14%)	22	-14%	
12 Parkinson							1 (100%)	1	-100%	
16 Grozdanov		2 (40%)	1 (20%)	1 ()	1 (20%)			5	0%	
Total		32 (40%)	14 (18%)	6 (4%)	20 (25%)	3 (4%)	5 (6%)	80	-6%	
		#	+	!	-	/	=	Count of SKILL	EFF	