



2014-2015

DATA

BelgiumVolleyStats.be
By Marnix Acar

© **Trainerstuff.be**
By Wouter Laroy

VIZ

Scouting data provided by: Marnix Acar - www.BelgiumVolleyStats.be

Data processing and vizualization: Wouter Laroy - www.trainerstuff.be

Questions/Remarks/Suggestions: info@belgiumvolleystats.be - wouterstrainerstuff@gmail.com

		(20141122) GEN ~ WAR				Grand Total		
		3 ~ 1						
		Set 1	Set 2	Set 3	Set 4			
		25 ~ 19	25 ~ 22	19 ~ 25	25 ~ 23			
GEN	1 Christiaens	Wing-Spiker	18	17	16	15	50	16
	3 DEVRIESE	Middle Blocker	7	8	8	8	23	8
	4 De Paepe	Middle Blocker	6	7	5	6	19	5
	6 Bisaerts	Wing-Spiker			1			1
	7 COENEN	Middle Blocker		1				1
	9 Vandecaveye	Wing-Spiker	17	17	10	23	57	10
	11 DEGRUYTER	Setter	10	12	7	5	27	7
	14 Tholse	Wing-Spiker	14	15	15	20	49	15
	18 Nagels	Libero	6	10	10	11	27	10
WAR	1 COUCKE	Wing-Spiker			2	5		5
	2 POELMAN	Middle Blocker		6	8	9	8	15
	4 DE BRABANDERE	Wing-Spiker	7	12	9	14	9	33
	5 SOPHIE	Setter	8	5	6	9	6	22
	7 DEVILLE	Middle Blocker	5					5
	8 BACKAERT	Middle Blocker	12	11	9	8	9	31
	9 De Schrijver	Wing-Spiker	19	18	16	14	16	51
	10 VERBOOMEN	Libero	12	14	6	7	6	33
	14 WAGENER	Setter			2	1		
18 Bacci Ramos	Opposite	14	18	14	19	14	51	
		0 20 40 60	0 20 40 60	0 20 40 60	0 20 40 60	0 20 40 60		
		Number of recorded actions	Number of recorded actions	Number of recorded actions	Number of recorded actions	Number of recorded actions		

■ SET WON ■ SET LOST



2014-2015

DATA

BelgiumVolleyStats.be
By Marnix Acar

© Trainerstuff.be
By Wouter Laroy

VIZ

(20141122) GEN ~ WAR (3 ~ 1)
Game analysis

TOI	ScoringActi..	TOIServe						OPPServe							
		TOISCORE			OPPSCORE			Total	TOISCORE			OPPSCORE			Total
		TOI	OPP	Total	TOI	OPP	Total		TOI	OPP	Total	TOI	OPP	Total	
GEN	A#	5		5		40	40	45	38		38		13	13	51
	S#	9		9				9				1	1	1	
	A=		8	8		3	3	11		3	3	4	1	5	
	A/		8	8		1	1	9		3	3	8		8	
	S=					14	14	14		16	16			16	
	E=		2	2				2				3		3	
	F=					1	1	1							
	B=		2	2				2							
Total		14	20	34	19	40	59	93	38	22	60	15	15	30	90
WAR	A#	13		13		38	38	51	40		40		5	5	45
	S#	1		1				1				9	9	9	
	A=	1	4	5	3	3	3	8		3	3	8	8	11	
	A/		8	8	3	3	11	11		1	1	8	8	9	
	S=				16	16	16	16		14	14			14	
	E=		3	3			3	3				2	2	2	
	F=									1	1			1	
	B=											2	2	2	
Total		15	15	30	22	38	60	90	40	19	59	20	14	34	93

Attack

		Count of SKILL	%SCORE%	=SCORE%	EFF
5 SOPHIE	WAR	3	67%	0%	67%
2 POELMAN	WAR	7	57%	14%	43%
9 De Schrijver	WAR	24	54%	13%	42%
4 De Paepe	GEN	8	50%	13%	38%
7 DEVILLE	WAR	2	50%	50%	0%
18 Bacci Ramos	WAR	47	49%	28%	21%
3 DEVRIESE	GEN	9	44%	11%	33%
8 BACKAERT	WAR	16	44%	0%	44%
1 Christiaens	GEN	19	42%	11%	32%
9 Vandecaveye	GEN	31	39%	16%	23%
14 Tholse	GEN	39	36%	18%	18%
11 DEGRUYTER	GEN	3	33%	0%	33%
4 DE BRABANDERE	WAR	16	19%	31%	-13%

Block

		Count of SKILL	#
3 DEVRIESE	GEN	4	3
8 BACKAERT	WAR	6	3
11 DEGRUYTER	GEN	6	3
4 De Paepe	GEN	5	2
18 Bacci Ramos	WAR	2	2
1 Christiaens	GEN	4	1
2 POELMAN	WAR	2	1
4 DE BRABANDERE	WAR	3	1
5 SOPHIE	WAR	4	1
7 DEVILLE	WAR	1	1
9 Vandecaveye	GEN	4	1
14 Tholse	GEN	4	1
7 COENEN	GEN	1	
9 De Schrijver	WAR	2	

Serve

		Count of SKILL	#%	%
11 DEGRUYTER	GEN	17	24%	18%
9 Vandecaveye	GEN	15	20%	7%
18 Bacci Ramos	WAR	11	9%	18%
3 DEVRIESE	GEN	17	6%	12%
14 Tholse	GEN	18	6%	11%
1 Christiaens	GEN	14		14%
2 POELMAN	WAR	14		14%
4 DE BRABANDERE	WAR	12		17%
4 De Paepe	GEN	11		27%
5 SOPHIE	WAR	18		28%
6 Bisaerts	GEN	1		100%
7 DEVILLE	WAR	2		
8 BACKAERT	WAR	16		13%
9 De Schrijver	WAR	14		21%
14 WAGENER	WAR	3		

Reception

		Count of SKILL	#%	+%	=%
1 COUCKE	WAR	7	43%		14%
9 Vandecaveye	GEN	14	43%	29%	
10 VERBOOMEN	WAR	37	41%	27%	11%
18 Nagels	GEN	33	39%	39%	3%
4 DE BRABANDERE	WAR	8	38%	38%	
1 Christiaens	GEN	26	31%	12%	
9 De Schrijver	WAR	27	19%	26%	15%
11 DEGRUYTER	GEN	1			

UPPER:

TOI = Team of Interest = Team analyzed OPP = Opponent
 XXXServe = who served XXXSCORE = who got the point



2014-2015

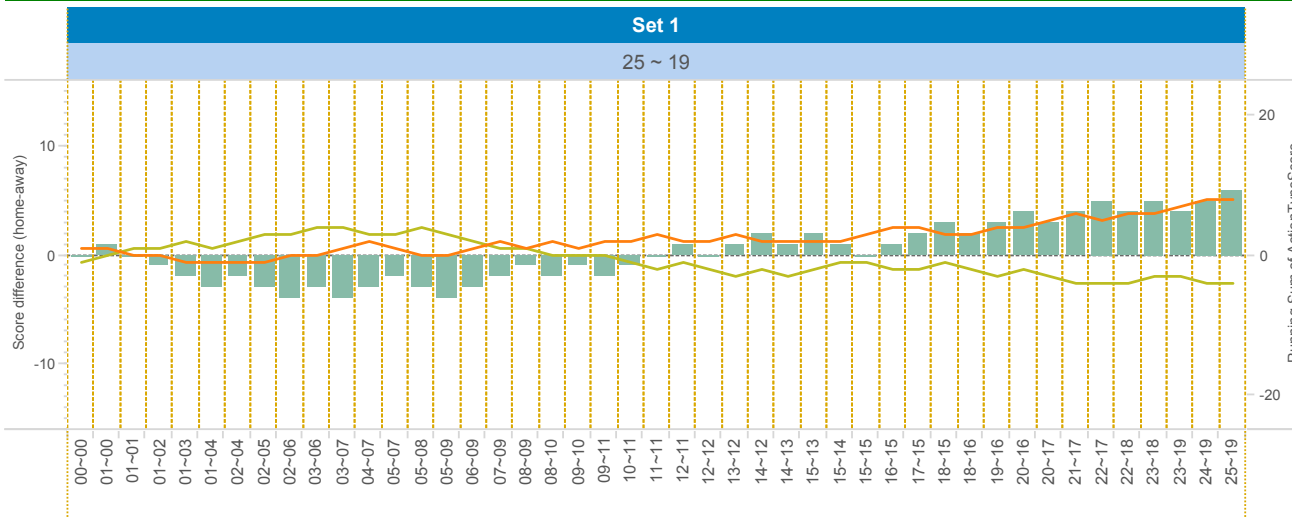
DATA

BelgiumVolleyStats.be
By Marnix Acar

© Trainerstuff.be
By Wouter laroy

VIZ

(20141122) GEN ~ WAR (3 ~ 1)
Set analysis - Set 1



TEAM_NAME

- GEN
- WAR

UPPER LEFT:

+1: A# - B# - S# -1: A=, A/, B=, B/, S=, R=, D=, F=, S=

LOWER LEFT:

TOI = Team of Interest = Team analyzed OPP = Opponent
XXXServe = who served XXXSCORE = who got the point

LOWER RIGHT:

Attack sorted on #SCORE

Attacking skills

		Set 1														
		TOIServe						OPPServe								
		TOIScore			OPPScore			Total	TOIScore			OPPScore			Total	
TOI	Scorin..	TOI	OPP	Total	TOI	OPP	Total		TOI	OPP	Total	TOI	OPP	Total		
GEN	A#				9			9	7		7	3			3	10
	S#	4		4				4								
	A=									1	1				1	
	A/		6	6				6		1	1	2		2	3	
	S=				4		4	4		4	4				4	
	E=		1	1				1				1		1	1	
	B=		1	1				1				1		1	1	
	Total	4	8	12	4	9	13	25	7	6	13	3	3	6	19	
WAR	A#	3		3	7			7	9		9				9	
	S#										4			4		
	A=				1		1	1						1		
	A/		2	2	1		1	3			6		6	6		
	S=				4		4	4		4	4				4	
	E=		1	1				1				1		1	1	
	B=										1		1	1		
	Total	3	3	6	6	7	13	19	9	4	13	8	4	12	25	

		Count of SKILL	#SCORE	#SCORE%	NOSCORE	NOSCORE%	=SCORE	=SCORE%	EFF	
18	Bacci Ramos	WAR	11	5	45%	3	27%	3	27%	18%
8	BACKAERT	WAR	7	4	57%	3	43%	0	0%	57%
14	Tholse	GEN	7	3	43%	4	57%	0	0%	43%
1	Christiaens	GEN	5	2	40%	2	40%	1	20%	20%
9	De Schrijver	WAR	6	2	33%	3	50%	1	17%	17%
7	DEVILLE	WAR	2	1	50%	0	0%	1	50%	0%
9	Vandecaveye	GEN	7	1	14%	5	71%	1	14%	0%
11	DEGRUYTER	GEN	1	1	100%	0	0%	0	0%	100%
3	DEVRIESE	GEN	2	0	0%	2	100%	0	0%	0%
4	DE BRABANDERE	WAR	4	0	0%	1	25%	3	75%	-75%
4	De Paepe	GEN	2	0	0%	2	100%	0	0%	0%
5	SOPHIE	WAR	1	0	0%	1	100%	0	0%	0%



2014-2015

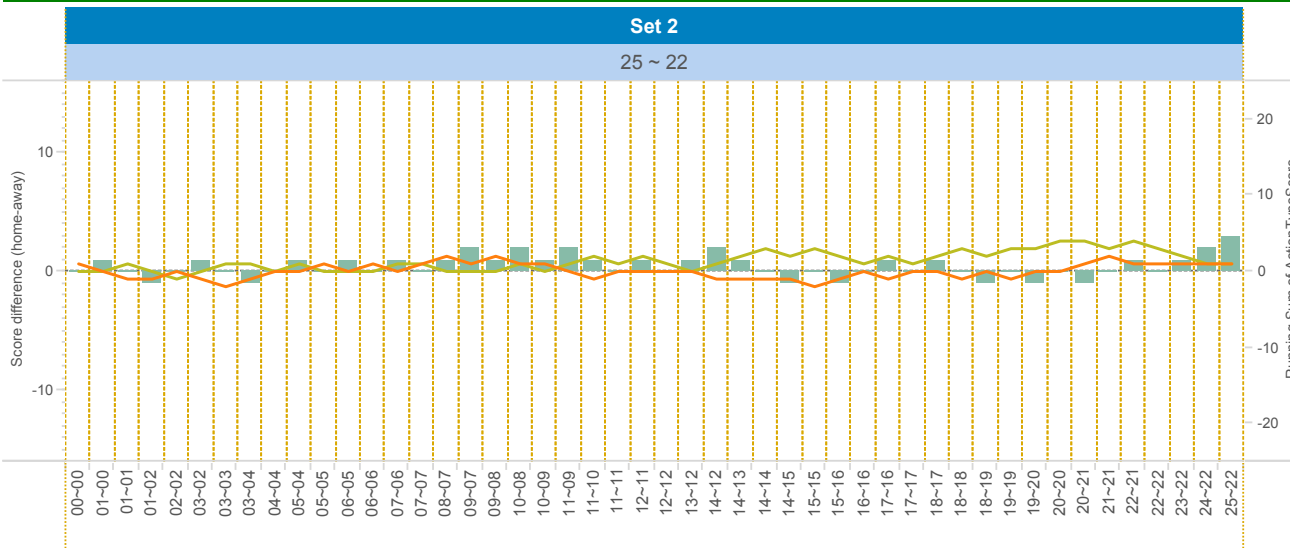
DATA

BelgiumVolleyStats.be
By Marnix Acar

© Trainerstuff.be
By Wouter Laroy

VIZ

(20141122) GEN ~ WAR (3 ~ 1)
Set analysis - Set 2



TEAM_NAME

- GEN
- WAR

UPPER LEFT:

+1: A# - B# - S# -1: A=, A/, B=, B/, S=, R=, D=, F=, S=

LOWER LEFT:

TOI = Team of Interest = Team analyzed OPP = Opponent
XXXServe = who served XXXSCORE = who got the point

LOWER RIGHT:

Attack sorted on #SCORE

Attacking skills

		Set 2													
		TOIServe						OPPServe							
		TOIScore			OPPScore			Total	TOIScore			OPPScore			Total
TOI	Scorin..	TOI	OPP	Total	TOI	OPP	Total	TOI	OPP	Total	TOI	OPP	Total	Total	
GEN	A#	1		1		13	13	14	11		11		6	6	17
	S#	3		3				3							
	A=		2	2	1		1	3							
	A/		1	1			1	1		1	1				1
	S=				2		2	2		5	5				5
	B=		1	1			1	1							
	Total		4	4	8	3	13	16	24	11	6	17		6	6
WAR	A#	6		6		11	11	17	13		13		1	1	14
	S#												3	3	3
	A=								1		1				3
	A/				1		1	1				2		2	3
	S=					5	5	5		2	2		1	1	1
	B=												1	1	1
	Total		6		6	6	11	17	23	13	3	16	4	4	8

		Count of SKILL	#SCORE	#SCORE%	NOSCORE	NOSCORE%	=SCORE	=SCORE%	EFF	
18	Bacci Ramos	WAR	14	9	64%	2	14%	3	21%	43%
9	De Schrijver	WAR	6	5	83%	1	17%	0	0%	83%
9	Vandecaveye	GEN	6	4	67%	2	33%	0	0%	67%
14	Tholse	GEN	9	3	33%	5	56%	1	11%	22%
1	Christiaens	GEN	4	2	50%	2	50%	0	0%	50%
2	POELMAN	WAR	4	2	50%	1	25%	1	25%	25%
4	De Paepe	GEN	2	2	100%	0	0%	0	0%	100%
8	BACKAERT	WAR	3	2	67%	1	33%	0	0%	67%
3	DEVRIESE	GEN	2	1	50%	1	50%	0	0%	50%
4	DE BRABANDERE	WAR	3	1	33%	2	67%	0	0%	33%
11	DEGRUYTER	GEN	2	0	0%	2	100%	0	0%	0%



2014-2015

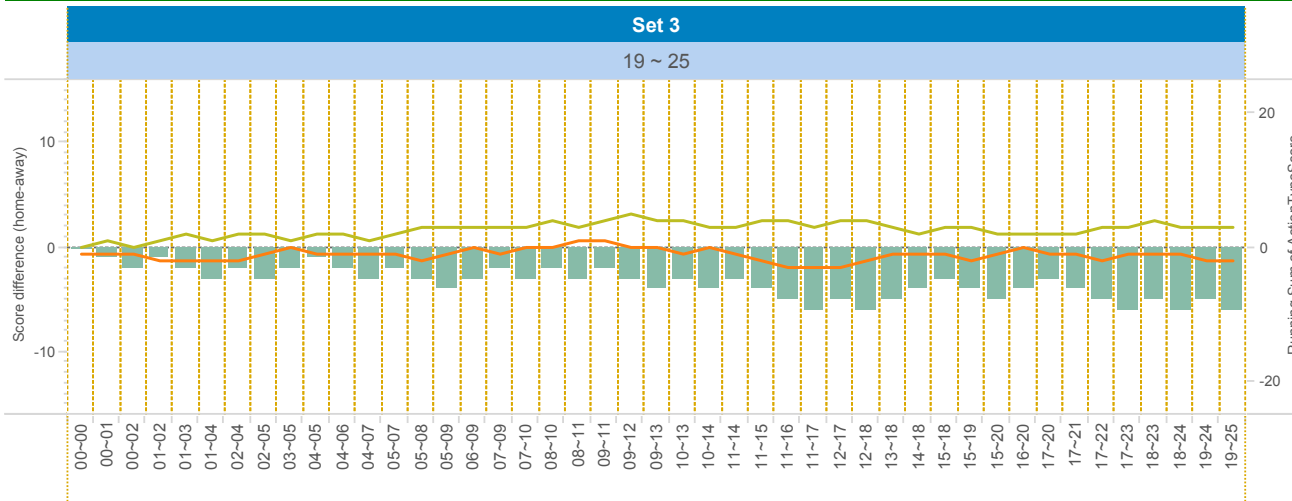
DATA

BelgiumVolleyStats.be
By Marnix Acar

© Trainerstuff.be
By Wouter Laroy

ZAV

(20141122) GEN ~ WAR (3 ~ 1)
Set analysis - Set 3



TEAM_NAME

- GEN
- WAR

UPPER LEFT:

+1: A# - B# - S# -1: A=, A/, B=, B/, S=, R=, D=, F=, S=

LOWER LEFT:

TOI = Team of Interest = Team analyzed OPP = Opponent
XXXServe = who served XXXSCORE = who got the point

LOWER RIGHT:

Attack sorted on #SCORE

		Set 3													
		TOIServe						OPPServe							
		TOIScore			OPPScore			Total	TOIScore			OPPScore			Total
TOI	Scorin..	TOI	OPP	Total	TOI	OPP	Total		TOI	OPP	Total	TOI	OPP	Total	
GEN	A#	2		2		8	8	10	8		8		3	3	11
	S#	1		1			1	1					1	1	1
	A=		1	1	1	1	1	2		1	1	2	2	3	
	A/		1	1	1	1	1	2				2	2	2	
	S=					4	4	4		5	5			5	
	E=												2	2	2
	F=					1	1	1							1
	Total	3	2	5	7	8	15	20	8	6	14	6	4	10	24
WAR	A#	3		3		8	8	11	8		8		2	2	10
	S#	1		1			1	1					1	1	1
	A=		2	2	1	1	3	3		1	1	1	1	2	
	A/		2	2			2	2		1	1	1	1	2	
	S=				5	5	5	5		4	4			4	
	E=		2	2			2	2							
	F=									1	1				1
	Total	4	6	10	6	8	14	24	8	7	15	2	3	5	20

Attacking skills

		Count of SKILL	#SCORE	#SCORE%	NOSCORE	NOSCORE%	=SCORE	=SCORE%	EFF	
9	De Schrijver	WAR	8	5	63%	3	38%	0	0%	63%
14	Tholse	GEN	11	4	36%	4	36%	3	27%	9%
1	Christiaens	GEN	5	3	60%	1	20%	1	20%	40%
3	DEVRIESE	GEN	2	2	100%	0	0%	0	0%	100%
18	Bacci Ramos	WAR	8	2	25%	3	38%	3	38%	-13%
2	POELMAN	WAR	1	1	100%	0	0%	0	0%	100%
4	DE BRABANDERE	WAR	4	1	25%	3	75%	0	0%	25%
4	De Paepe	GEN	2	1	50%	1	50%	0	0%	50%
5	SOPHIE	WAR	1	1	100%	0	0%	0	0%	100%
8	BACKAERT	WAR	4	1	25%	3	75%	0	0%	25%
9	Vandecaveye	GEN	4	0	0%	2	50%	2	50%	-50%



2014-2015

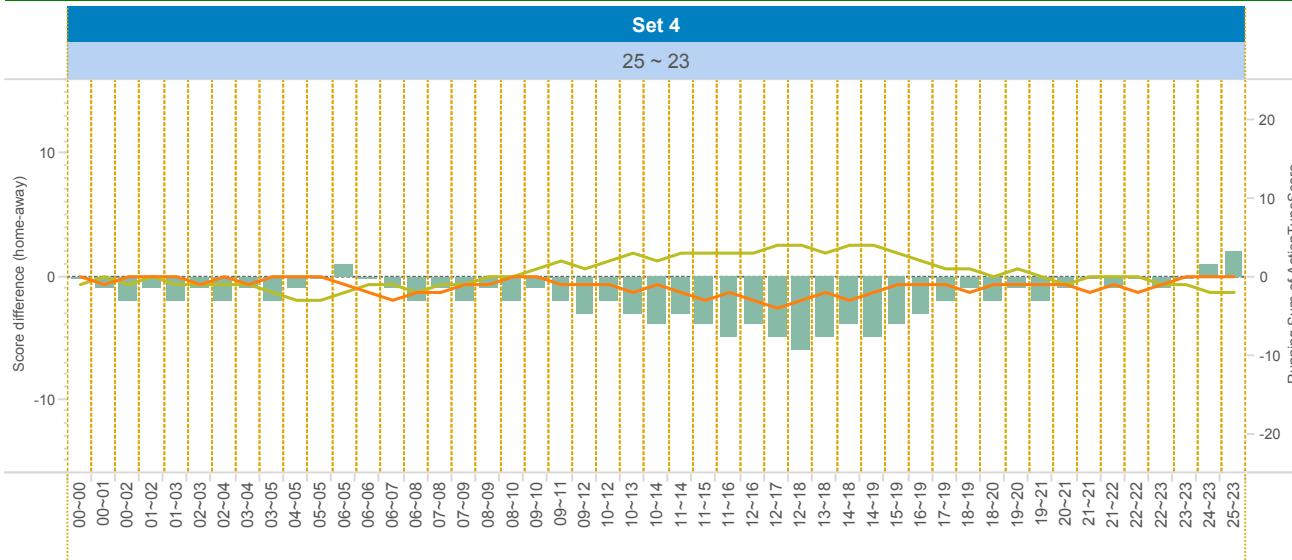
DATA

BelgiumVolleyStats.be
By Marnix Acar

© Trainerstuff.be
By Wouter Laroy

VIZ

(20141122) GEN ~ WAR (3 ~ 1)
Set analysis - Set 4



TEAM_NAME

- GEN
- WAR

UPPER LEFT:

+1: A# - B# - S# -1: A=, A/, B=, B/, S=, R=, D=, F=, S=

LOWER LEFT:

TOI = Team of Interest = Team analyzed OPP = Opponent
XXXServe = who served XXXSCORE = who got the point

LOWER RIGHT:

Attack sorted on #SCORE

Attacking skills

		Set 4												
		TOIServe						OPPServe						
		TOISCORE		OPPSCORE		Total	TOISCORE		OPPSCORE		Total	Total		
TOI	Scorin..	TOI	OPP	Total	TOI	OPP	Total	TOI	OPP	Total	TOI	OPP	Total	
GEN	A#	2		2		10	10	12		12		1	1	13
	S#	1		1				1						
	A=		5	5	1		1	6		1	2	1	3	4
	A/							1	1		4		4	5
	S=				4		4	4		2	2			2
	E=		1	1				1						1
	Total	3	6	9	5	10	15	24	12	4	16	6	2	8
WAR	A#	1		1		12	12	13	10		10		2	2
	S#											1	1	1
	A=	1	2	3	1		1	4		1	5		5	6
	A/		4	4	1		1	5		1	5		5	6
	S=				2		2	2		4	4			4
	E=											1		1
	Total	2	6	8	4	12	16	24	10	5	15	6	3	9

		Count of SKILL	#SCORE	#SCORE%	NOSCORE	NOSCORE%	=SCORE	=SCORE%	EFF	
9	Vandecaveye	GEN	14	7	50%	5	36%	2	14%	36%
18	Bacci Ramos	WAR	14	7	50%	3	21%	4	29%	21%
14	Tholse	GEN	12	4	33%	5	42%	3	25%	8%
1	Christiaens	GEN	5	1	20%	4	80%	0	0%	20%
2	POELMAN	WAR	2	1	50%	1	50%	0	0%	50%
3	DEVRIESE	GEN	3	1	33%	1	33%	1	33%	0%
4	DE BRABANDERE	WAR	5	1	20%	2	40%	2	40%	-20%
4	De Paepe	GEN	2	1	50%	0	0%	1	50%	0%
5	SOPHIE	WAR	1	1	100%	0	0%	0	0%	100%
9	De Schrijver	WAR	4	1	25%	1	25%	2	50%	-25%
8	BACKAERT	WAR	2	0	0%	2	100%	0	0%	0%



2014-2015

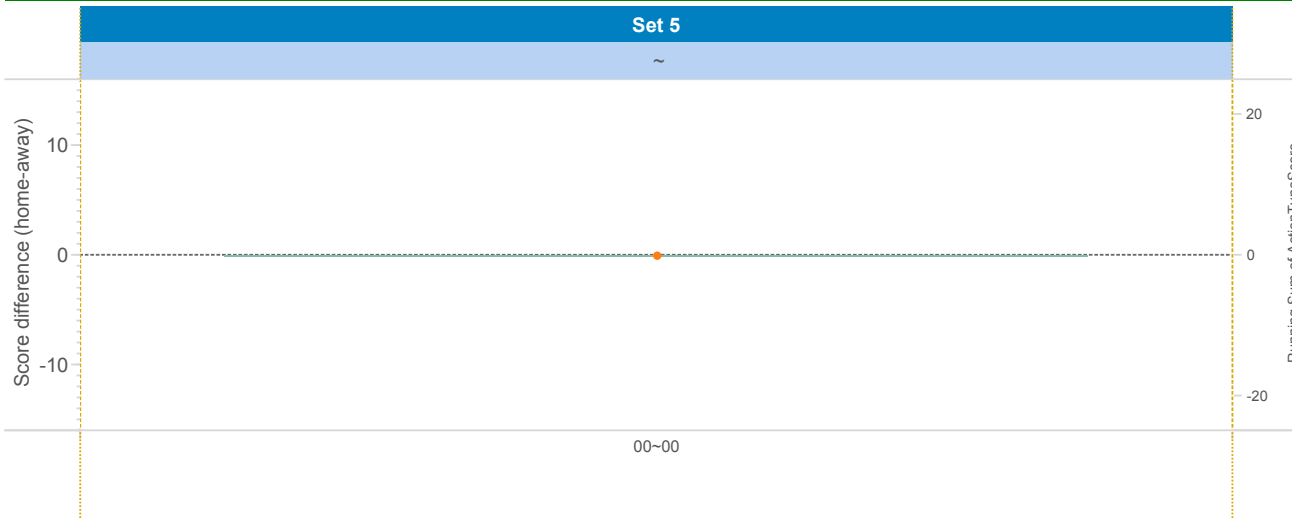
DATA

BelgiumVolleyStats.be
By Marnix Acar

© Trainerstuff.be
By Wouter Laroy

VIZ

(20141122) GEN ~ WAR (3 ~ 1)
Set analysis - Set 5



TEAM_NAME

GEN

UPPER LEFT:

+1: A# - B# - S# -1: A=, A/, B=, B/, S=, R=, D=, F=, S=

LOWER LEFT:

TOI = Team of Interest = Team analyzed OPP = Opponent
XXXServe = who served XXXSCORE = who got the point

LOWER RIGHT:

Attack sorted on #SCORE

Attacking skills

		Count of SKILL	#SCORE	#SCORE%	NOSCORE	NOSCORE%	=SCORE	=SCORE%	EFF	
18	Bacci Ramos	WAR	47	23	49%	11	23%	13	28%	21%
14	Tholse	GEN	39	14	36%	18	46%	7	18%	18%
9	De Schrijver	WAR	24	13	54%	8	33%	3	13%	42%
9	Vandecaveye	GEN	31	12	39%	14	45%	5	16%	23%
1	Christiaens	GEN	19	8	42%	9	47%	2	11%	32%
8	BACKAERT	WAR	16	7	44%	9	56%	0	0%	44%
2	POELMAN	WAR	7	4	57%	2	29%	1	14%	43%
3	DEVRIESE	GEN	9	4	44%	4	44%	1	11%	33%
4	De Paepe	GEN	8	4	50%	3	38%	1	13%	38%
4	DE BRABANDERE	WAR	16	3	19%	8	50%	5	31%	-13%
5	SOPHIE	WAR	3	2	67%	1	33%	0	0%	67%
7	DEVILLE	WAR	2	1	50%	0	0%	1	50%	0%
11	DEGRUYTER	GEN	3	1	33%	2	67%	0	0%	33%



2014-2015

DATA

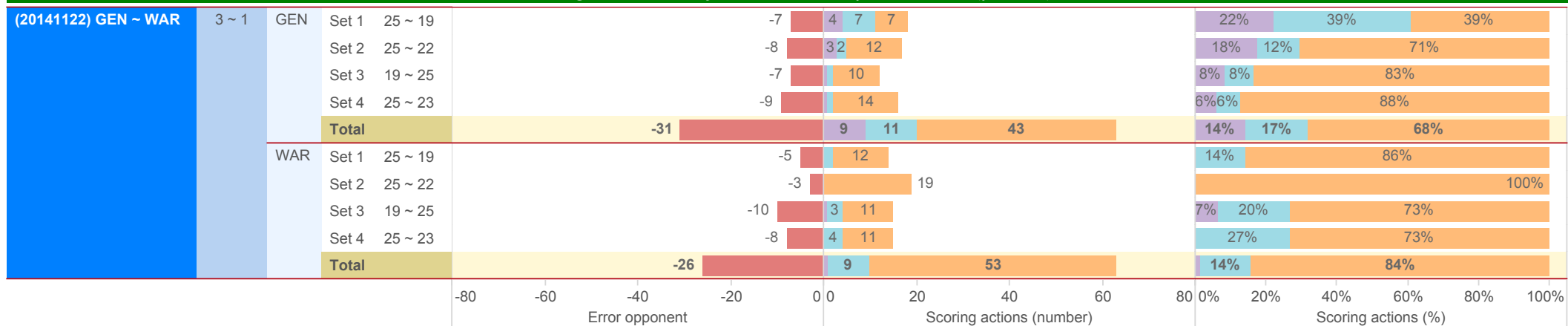
BelgiumVolleyStats.be
By Marnix Acar

© Trainerstuff.be
By Wouter Laroy

VIZ

(20141122) GEN ~ WAR (3 ~ 1)

Scoring Actions Analyzed: how were points made (per set)



S - Serve B - Block A - Attack



2014-2015

DATA

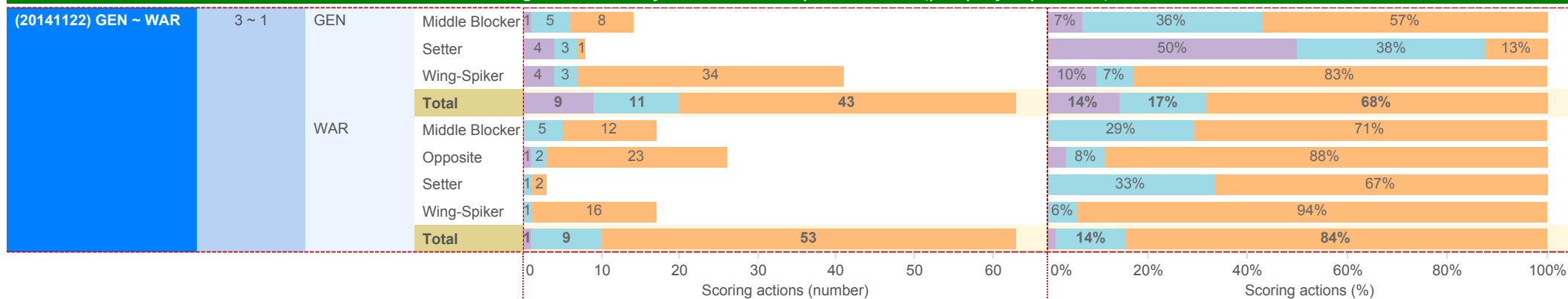
BelgiumVolleyStats.be
By Marnix Acar

© **Trainerstuff.be**
By Wouter Laroy

VIZ

(20141122) GEN ~ WAR (3 ~ 1)

Scoring Actions Analyzed: how were points made (per player position)



S - Serve B - Block A - Attack



2014-2015

DATA

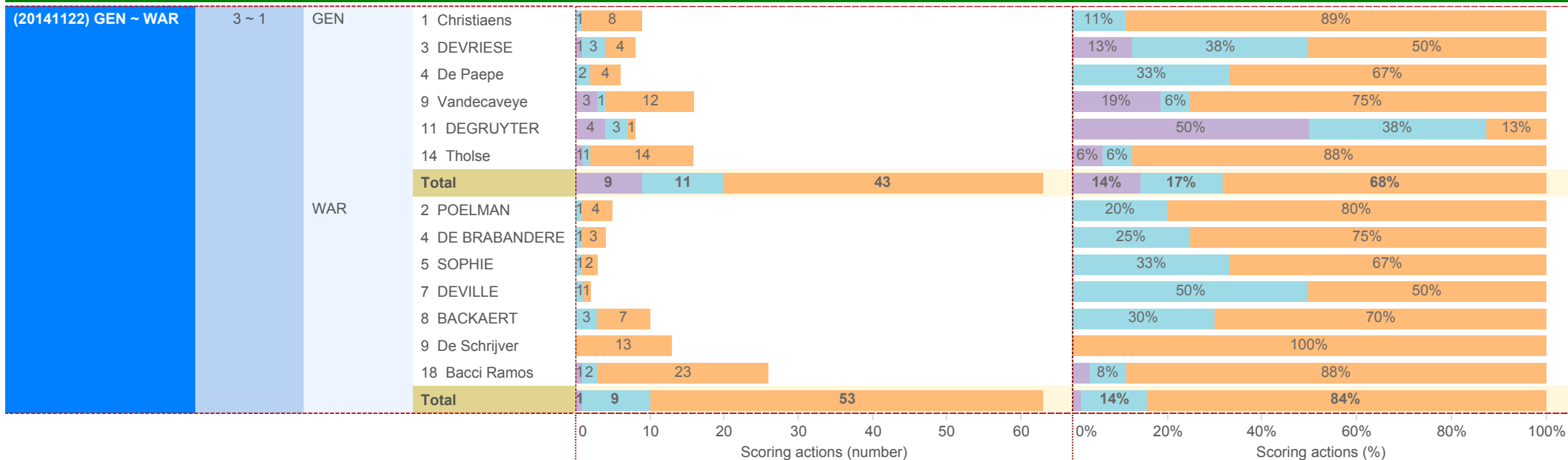
BelgiumVolleyStats.be
By Marnix Acar

© Trainerstuff.be
By Wouter Laroy

VIZ

(20141122) GEN ~ WAR (3 ~ 1)

Scoring Actions Analyzed: how were points made (per player)



S - Serve B - Block A - Attack



2014-2015

DATA

BelgiumVolleyStats.be
By Marnix Acar

© Trainerstuff.be
By Wouter Laroy

VIZ

(20141122) GEN ~ WAR (3 ~ 1)
Skills in detail (per player position): Attack/Block

Skill	Team	Position	Game 1						Game 2		Total	EFF															
			#	+	!	-	/	=	Count of SKILL	EFF																	
A - Attack	GEN	Middle Blocker	8 (47%)	3 (18%)	4 (12%)		2 (12%)		17	35%																	
		Setter	1 (33%)	2 (67%)					3	33%																	
		Wing-Spiker	34 (38%)	27 (30%)	9 (8%)	5 (6%)	7 (8%)	7 (8%)	89	22%																	
		Total	43 (39%)	32 (29%)	13 (8%)	5 (5%)	9 (8%)	7 (6%)	109	25%																	
	WAR	Middle Blocker	12 (48%)	8 (32%)	2 (8%)	1 (4%)	2 (8%)		25	40%																	
		Opposite	23 (49%)	7 (15%)	2 (11%)	2 (4%)	5 (11%)	8 (17%)	47	21%																	
		Setter	2 (67%)			1 (33%)			3	67%																	
		Wing-Spiker	16 (40%)	7 (18%)	4 (10%)	5 (13%)	4 (10%)	4 (10%)	40	20%																	
		Total	53 (46%)	22 (19%)	8 (10%)	9 (8%)	11 (10%)	12 (10%)	115	26%																	
		B - Block	GEN	Middle Blocker	5 (50%)					5 (50%)	10	0%															
Setter	3 (50%)							3 (50%)	6	0%																	
Wing-Spiker	3 (25%)							9 (75%)	12	-50%																	
Total	11 (39%)							17 (61%)	28	-21%																	
WAR	Middle Blocker		5 (56%)					4 (44%)	9	11%																	
	Opposite		2 (100%)						2	100%																	
	Setter		1 (25%)					3 (75%)	4	-50%																	
	Wing-Spiker		1 (20%)					4 (80%)	5	-60%																	
	Total		9 (45%)					11 (55%)	20	-10%																	
				0	50	100	0	20	40	0	10	20	0	5	10	15	20	0	10	20	30	0	50	100	150	-100%	0%
			#	+		!	-		/		=		Count of SKILL					EFF									



2014-2015

DATA

BelgiumVolleyStats.be
By Marnix Acar

© Trainerstuff.be
By Wouter Laroy

VIZ

(20141122) GEN ~ WAR (3 ~ 1)
Skills in detail (per player): Attack

A - Attack		GEN	WAR	#	+	!	-	/	=	Count of SKILL	EFF
A - Attack	GEN	1 Christiaens	8 (42%)	5 (26%)	1 (5%)	3 (16%)	1 (5%)	1 (5%)	19	32%	
		3 DEVRIESE	4 (44%)	2 (22%)	2 (11%)		1 (11%)	9	33%		
		4 De Paepe	4 (50%)	1 (13%)	2 (13%)		1 (13%)	8	38%		
		9 Vandecaveye	12 (39%)	8 (26%)	6 (13%)		4 (13%)	1 (3%)	31	23%	
		11 DEGRUYTER	1 (33%)	2 (67%)					3	33%	
		14 Tholse	14 (36%)	14 (36%)	2 (5%)	2 (5%)	2 (5%)	5 (13%)	39	18%	
		Total	43 (39%)	32 (29%)	13 (8%)	5 (5%)	9 (8%)	7 (6%)	109	25%	
	WAR	2 POELMAN	4 (57%)		2 (14%)		1 (14%)		7	43%	
		4 DE BRABANDERE	3 (19%)	2 (13%)	3 (13%)	3 (19%)	2 (13%)	3 (19%)	16	-13%	
		5 SOPHIE	2 (67%)			1 (33%)			3	67%	
		7 DEVILLE	1 (50%)				1 (50%)		2	0%	
		8 BACKAERT	7 (44%)	8 (50%)		1 (6%)			16	44%	
		9 De Schrijver	13 (54%)	5 (21%)	1 (8%)	2 (8%)	2 (8%)	1 (4%)	24	42%	
		18 Bacci Ramos	23 (49%)	7 (15%)	2 (11%)	2 (4%)	5 (11%)	8 (17%)	47	21%	
Total	53 (46%)	22 (19%)	8 (10%)	9 (8%)	11 (10%)	12 (10%)	115	26%			
		#	+	!	-	/	=	Count of SKILL	EFF		



2014-2015

DATA

BelgiumVolleyStats.be
By Marnix Acar

© Trainerstuff.be
By Wouter Laroy

VIZ

(20141122) GEN ~ WAR (3 ~ 1)
Skills in detail (per player): Block

B - Block	Team	Player	Skill					Count of SKILL	EFF			
			#	+	!	-	/					
GEN		1 Christiaens	1 (25%)					3 (75%)	4	-50%		
		3 DEVRIESE	3 (75%)					1 (25%)	4	50%		
		4 De Paepe	2 (40%)					3 (60%)	5	-20%		
		7 COENEN						1 (100%)	1	-100%		
		9 Vandecaveye	1 (25%)					3 (75%)	4	-50%		
		11 DEGRUYTER	3 (50%)					3 (50%)	6	0%		
		14 Tholse	1 (25%)					3 (75%)	4	-50%		
		Total	11 (39%)					17 (61%)	28	-21%		
		WAR		2 POELMAN	1 (50%)					1 (50%)	2	0%
				4 DE BRABANDERE	1 (33%)					2 (67%)	3	-33%
5 SOPHIE	1 (25%)							3 (75%)	4	-50%		
7 DEVILLE	1 (100%)								1	100%		
8 BACKAERT	3 (50%)							3 (50%)	6	0%		
9 De Schrijver								2 (100%)	2	-100%		
18 Bacci Ramos	2 (100%)								2	100%		
Total	9 (45%)							11 (55%)	20	-10%		
			#	+	!	-	/	=	Count of SKILL	EFF		



2014-2015

DATA

BelgiumVolleyStats.be
By Marnix Acar

© Trainerstuff.be
By Wouter Laroy

VIZ

(20141122) GEN ~ WAR (3 ~ 1)

Skills in detail (per player): Serve

S - Serve	GEN	Player	Skill					Count of SKILL	EFF	
			#	+	!	-	/			
		1 Christiaens		3 (21%)	3 ()	6 (43%)		2 (14%)	14	-14%
		3 DEVRIESE	1 (6%)	5 (29%)	4 (18%)	2 (12%)	3 (18%)	2 (12%)	17	-6%
		4 De Paepe		2 (18%)	3 ()	3 (27%)		3 (27%)	11	-27%
		6 Bisaerts					1 (100%)		1	-100%
		9 Vandecaveye	3 (20%)	4 (27%)	2 ()	5 (33%)	1 (7%)		15	13%
		11 DEGRUYTER	4 (24%)	3 (18%)	4 ()	3 (18%)	3 (18%)		17	6%
		14 Tholse	1 (6%)	4 (22%)	4 ()	7 (39%)	2 (11%)		18	-6%
		Total	9 (10%)	21 (23%)	20 (3%)	26 (28%)	3 (3%)	14 (15%)	93	-5%
	WAR	2 POELMAN		5 (36%)	3 ()	4 (29%)		2 (14%)	14	-14%
		4 DE BRABANDERE		4 (33%)	2 ()	4 (33%)		2 (17%)	12	-17%
		5 SOPHIE		6 (33%)	2 ()	5 (28%)		5 (28%)	18	-28%
		7 DEVILLE			1 ()	1 (50%)			2	0%
		8 BACKAERT		4 (25%)	5 ()	5 (31%)		2 (13%)	16	-13%
		9 De Schrijver		3 (21%)	3 (7%)	4 (29%)	1 (7%)	3 (21%)	14	-21%
		14 WAGENER		1 (33%)	1 ()	1 (33%)			3	0%
		18 Bacci Ramos	1 (9%)	2 (18%)	3 ()	3 (27%)		2 (18%)	11	-9%
		Total	1 (1%)	25 (28%)	20 (1%)	27 (30%)	1 (1%)	16 (18%)	90	-17%
			#	+	!	-	/	=	Count of SKILL	EFF



2014-2015

DATA

BelgiumVolleyStats.be
By Marnix Acar

© Trainerstuff.be
By Wouter Laroy

VIZ

(20141122) GEN ~ WAR (3 ~ 1)
Skills in detail (per player): Reception

R - Reception	Team	Player	Game Outcome						Count of SKILL	EFF
			#	+	!	-	/	=		
R - Reception	GEN	1 Christiaens	8 (31%)	3 (12%)		14 (54%)	1 (4%)		26	0%
		9 Vandecaveye	6 (43%)	4 (29%)		4 (29%)			14	0%
		11 DEGRUYTER				1 (100%)			1	0%
		18 Nagels	13 (39%)	13 (39%)		6 (18%)		1 (3%)	33	-3%
		Total	27 (36%)	20 (27%)		25 (34%)	1 (1%)	1 (1%)	74	-1%
	WAR	1 COUCKE	3 (43%)			2 (29%)	1 (14%)	1 (14%)	7	-14%
		4 DE BRABANDERE	3 (38%)	3 (38%)		2 (25%)			8	0%
		9 De Schrijver	5 (19%)	7 (26%)		10 (37%)	1 (4%)	4 (15%)	27	-15%
		10 VERBOOMEN	15 (41%)	10 (27%)		7 (19%)	1 (3%)	4 (11%)	37	-11%
		Total	26 (33%)	20 (25%)		21 (27%)	3 (4%)	9 (11%)	79	-11%
			#	+	!	-	/	=	Count of SKILL	EFF